

**GENERAL CERTIFICATE OF SECONDARY EDUCATION  
GERMAN**

**2362 & 2365**

Speaking (Higher Tier)

**ROLE PLAY BOOKLET 10**

**JUNE 2008**

**To be completed between 7 March and 15 May 2008**



**INSTRUCTIONS TO CANDIDATES**

- You must carry out the tasks specified on pages 2 and 3 of this booklet.
- The roles to be played by you and your teacher are indicated.
- For the Narrative role play you should use the notes to tell your teacher what happened in the story. Be prepared to respond to any questions or comments from your teacher.
- You have about 12 minutes to study the situations.

**INFORMATION FOR CANDIDATES**

- There is no Section 1 in the Higher Tier Speaking test.
- The important thing in the Section 2 role play is to convey the message.
- You must not make any written notes during the preparation period before the examination.
- For your Presentation you may take into the examination room a cue card with up to five short headings on it. No other written notes are allowed.
- No dictionaries are allowed.
- After the two role plays you will do a Presentation, for about one minute, on a subject you have prepared.
- The rest of the Speaking test will consist of a Discussion of the Presentation with your teacher, and finally, two General Conversation topics.

This document consists of **4** printed pages.

## Higher Tier Booklet 10

## Section 2

**Situation:** You have gone to a German bank to change English money into euros. Your teacher will play the part of the bank official and start the conversation.

You will have to:

- 1 say £40
- 2 ask how many euros that makes
- 3 say you have forgotten your passport
- 4 answer the question.



Higher Tier Booklet 10

Section 3 (Narrative)

**Situation:** The notes and pictures below give an outline of time spent working in a department store in Austria last year during your summer holidays.

**In der Familie**

06:30



Was gemacht?



Wann aufgestanden?




Frühstück? Was? Mit wem?




**Die Fahrt in die Stadt**


07:00



Wann abgefahren?



Wie gefahren?  
Wie lange gewartet?




Fahrtkosten - teuer?




**Die Arbeit**


09:00 — 17:00



Arbeitsstunden im Kaufhaus?



Was verkauft? Arbeit schwierig?



Wie viel verdient?



**Die Mittagspause**



Pause – wie lange?



Was gemacht? Glücklich? Warum?  
Andere Kollegen – nett?




**Abends**



KINO



DISKO

Wohin gegangen? Mit wem?  
Was gemacht? Bis wann?

23:30



Glücklich? Warum?




---

Permission to reproduce items where third-party owned material protected by copyright is included has been sought and cleared where possible. Every reasonable effort has been made by the publisher (OCR) to trace copyright holders, but if any items requiring clearance have unwittingly been included, the publisher will be pleased to make amends at the earliest possible opportunity.

OCR is part of the Cambridge Assessment Group. Cambridge Assessment is the brand name of University of Cambridge Local Examinations Syndicate (UCLES), which is itself a department of the University of Cambridge.



**GENERAL CERTIFICATE OF SECONDARY EDUCATION  
GERMAN**

**2362 & 2365**

Speaking (Higher Tier)

**ROLE PLAY BOOKLET 11**

**JUNE 2008**

**To be completed between 7 March and 15 May 2008**



**INSTRUCTIONS TO CANDIDATES**

- You must carry out the tasks specified on pages 2 and 3 of this booklet.
- The roles to be played by you and your teacher are indicated.
- For the Narrative role play you should use the notes to tell your teacher what happened in the story. Be prepared to respond to any questions or comments from your teacher.
- You have about 12 minutes to study the situations.

**INFORMATION FOR CANDIDATES**

- There is no Section 1 in the Higher Tier Speaking test.
- The important thing in the Section 2 role play is to convey the message.
- You must not make any written notes during the preparation period before the examination.
- For your Presentation you may take into the examination room a cue card with up to five short headings on it. No other written notes are allowed.
- No dictionaries are allowed.
- After the two role plays you will do a Presentation, for about one minute, on a subject you have prepared.
- The rest of the Speaking test will consist of a Discussion of the Presentation with your teacher, and finally, two General Conversation topics.

This document consists of **4** printed pages.

## Higher Tier Booklet 11

## Section 2

**Situation:** You have arrived at a hotel in Switzerland for a short stay. Your teacher will play the part of the receptionist and start the conversation.

You will have to:

- 1 say you have booked a room
- 2 say your name is **BROWN** and spell it (**B-R-O-W-N**)
- 3 answer the question
- 4 ask about facilities at the hotel (e.g. car-park? / garden? / lift?).



Higher Tier Booklet 11

Section 3 (Narrative)

**Situation:** The notes and pictures below give an outline of a camping holiday with friends in Germany last year.

**Vorbereitungen**

Wie viele Leute?  
Was geplant? Wie lange? Wohin?  
Was gepackt?



**Die Ankunft**

Wo angekommen?  
Wie? Wann?  
Wie viele Nächte geblieben? 4/5/6 ?



**Aktivitäten am Vormittag**

Was gemacht? Wo?

Liebblingsaktivität? Warum? ?



**Ein Ausflug**

Wohin gegangen? Wie weit?

Müde? Warum?  
Was gemacht? Warum?



**Am Abend**

Wen kennen gelernt?  
Getanzt? Mit wem?  
Glücklich? Warum? Warum nicht? /

---

Permission to reproduce items where third-party owned material protected by copyright is included has been sought and cleared where possible. Every reasonable effort has been made by the publisher (OCR) to trace copyright holders, but if any items requiring clearance have unwittingly been included, the publisher will be pleased to make amends at the earliest possible opportunity.

OCR is part of the Cambridge Assessment Group. Cambridge Assessment is the brand name of University of Cambridge Local Examinations Syndicate (UCLES), which is itself a department of the University of Cambridge.

**GENERAL CERTIFICATE OF SECONDARY EDUCATION  
GERMAN**

**2362 & 2365**

Speaking (Higher Tier)

**ROLE PLAY BOOKLET 12**

**JUNE 2008**

**To be completed between 7 March and 15 May 2008**



**INSTRUCTIONS TO CANDIDATES**

- You must carry out the tasks specified on pages 2 and 3 of this booklet.
- The roles to be played by you and your teacher are indicated.
- For the Narrative role play you should use the notes to tell your teacher what happened in the story. Be prepared to respond to any questions or comments from your teacher.
- You have about 12 minutes to study the situations.

**INFORMATION FOR CANDIDATES**

- There is no Section 1 in the Higher Tier Speaking test.
- The important thing in the Section 2 role play is to convey the message.
- You must not make any written notes during the preparation period before the examination.
- For your Presentation you may take into the examination room a cue card with up to five short headings on it. No other written notes are allowed.
- No dictionaries are allowed.
- After the two role plays you will do a Presentation, for about one minute, on a subject you have prepared.
- The rest of the Speaking test will consist of a Discussion of the Presentation with your teacher, and finally, two General Conversation topics.

This document consists of **4** printed pages.

## Higher Tier Booklet 12

## Section 2

**Situation:** You are in Austria and phone your penfriend from town as you have lost your wallet. Your teacher will play the part of the penfriend and start the conversation.

You will have to:

- 1 say you have lost your wallet
- 2 say what is in it  
[give **TWO** details] (e.g. money / tickets / photographs / stamps)
- 3 say where you are in town  
(e.g. in the cathedral / at the cinema / in the museum)
- 4 answer the question.




Higher Tier Booklet 12

Section 3 (Narrative)

**Situation:** The notes and pictures below give an outline of what happened on the day you were interviewed for work experience in a bank in Switzerland last summer.

**Am Vormittag**




07:00

Wann aufgestanden?


Was gemacht?

Was angezogen? – Warum?

**Später**




Gegessen? Warum nicht?



07:45

Haltestelle – wann?



8:15

Bus angekommen – wann?

**In der Bank**



08:30

Wohin? Wann?  
Wen getroffen?  
Glücklich? Nervös?

**Das Interview**



09:00 — 10:00

Wie viele Leute? Wer?  
Manager – nett?  
Wie lange gedauert?  
Arbeit bekommen!!



**Die Arbeit**



Was gemacht?  
Arbeitsstunden?  
Wie viele Tage? Interessant? Warum?



---

Permission to reproduce items where third-party owned material protected by copyright is included has been sought and cleared where possible. Every reasonable effort has been made by the publisher (OCR) to trace copyright holders, but if any items requiring clearance have unwittingly been included, the publisher will be pleased to make amends at the earliest possible opportunity.

OCR is part of the Cambridge Assessment Group. Cambridge Assessment is the brand name of University of Cambridge Local Examinations Syndicate (UCLES), which is itself a department of the University of Cambridge.



**GENERAL CERTIFICATE OF SECONDARY EDUCATION  
GERMAN**

**2362 & 2365**

Speaking (Higher Tier)

**ROLE PLAY BOOKLET 1**

**JUNE 2008**

**To be completed between 7 March and 15 May 2008**



**INSTRUCTIONS TO CANDIDATES**

- You must carry out the tasks specified on pages 2 and 3 of this booklet.
- The roles to be played by you and your teacher are indicated.
- For the Narrative role play you should use the notes to tell your teacher what happened in the story. Be prepared to respond to any questions or comments from your teacher.
- You have about 12 minutes to study the situations.

**INFORMATION FOR CANDIDATES**

- There is no Section 1 in the Higher Tier Speaking test.
- The important thing in the Section 2 role play is to convey the message.
- You must not make any written notes during the preparation period before the examination.
- For your Presentation you may take into the examination room a cue card with up to five short headings on it. No other written notes are allowed.
- No dictionaries are allowed.
- After the two role plays you will do a Presentation, for about one minute, on a subject you have prepared.
- The rest of the Speaking test will consist of a Discussion of the Presentation with your teacher, and finally, two General Conversation topics.

This document consists of **4** printed pages.

**Higher Tier Booklet 1****Section 2**

**Situation:** You are at the doctor's in Switzerland. Your teacher will play the part of the doctor and start the conversation.

You will have to:

- 1 say what is wrong with you  
(e.g. sore throat / stomach ache / headache)
- 2 answer the question
- 3 say you haven't slept well
- 4 ask how often you must take the tablets.



Higher Tier Booklet 1

Section 3 (Narrative)

**Situation:** The notes and pictures below give an outline of your family's preparations for your Swiss penfriend's visit last year.

**Zu Hause**

7:00

Wann aufgestanden?  
Warum?  
Schlafzimmer – Beschreibung



**Am Vormittag**

Was gemacht?  
Wohin gegangen?  
Was gekauft?



**Am Nachmittag**

Was gemacht? Warum?



Wann?  
Wohin gefahren? Warum?



**Die Ankunft**

18:00

Wann an der Schule angekommen?  
Brieffreund – was gesagt?

😊 / ☹️ – warum?



**Wieder zu Hause**

Was gezeigt?  
Glücklich – warum?  
Was gemacht?  
Schöner Tag? Warum?

---

Permission to reproduce items where third-party owned material protected by copyright is included has been sought and cleared where possible. Every reasonable effort has been made by the publisher (OCR) to trace copyright holders, but if any items requiring clearance have unwittingly been included, the publisher will be pleased to make amends at the earliest possible opportunity.

OCR is part of the Cambridge Assessment Group. Cambridge Assessment is the brand name of University of Cambridge Local Examinations Syndicate (UCLES), which is itself a department of the University of Cambridge.

**GENERAL CERTIFICATE OF SECONDARY EDUCATION  
GERMAN**

**2362 & 2365**

Speaking (Higher Tier)

**ROLE PLAY BOOKLET 2**

**JUNE 2008**

**To be completed between 7 March and 15 May 2008**



**INSTRUCTIONS TO CANDIDATES**

- You must carry out the tasks specified on pages 2 and 3 of this booklet.
- The roles to be played by you and your teacher are indicated.
- For the Narrative role play you should use the notes to tell your teacher what happened in the story. Be prepared to respond to any questions or comments from your teacher.
- You have about 12 minutes to study the situations.

**INFORMATION FOR CANDIDATES**

- There is no Section 1 in the Higher Tier Speaking test.
- The important thing in the Section 2 role play is to convey the message.
- You must not make any written notes during the preparation period before the examination.
- For your Presentation you may take into the examination room a cue card with up to five short headings on it. No other written notes are allowed.
- No dictionaries are allowed.
- After the two role plays you will do a Presentation, for about one minute, on a subject you have prepared.
- The rest of the Speaking test will consist of a Discussion of the Presentation with your teacher, and finally, two General Conversation topics.

This document consists of **4** printed pages.

**Higher Tier Booklet 2****Section 2**

**Situation:** You are exchanging a pair of shoes in a German store. Your teacher will play the part of the assistant and start the conversation.

You will have to:

- 1 say you bought the shoes yesterday
- 2 say what is wrong with them  
(e.g. they are too big / too small / uncomfortable)
- 3 say what size you take (e.g. 38 / 41 / 45)
- 4 answer the question.




Higher Tier Booklet 2

Section 3 (Narrative)

**Situation:** The notes and pictures below give an outline of what happened on the day you were interviewed for work experience in a bank in Switzerland last summer.

**Am Vormittag**



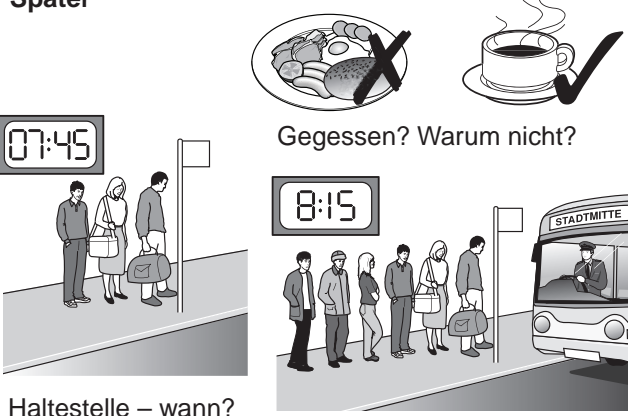
07:00

Wann aufgestanden?

Was gemacht?

Was angezogen? – Warum?

**Später**



07:45

08:15

Gegessen? Warum nicht?

Haltestelle – wann?

Bus angekommen – wann?

**In der Bank**



08:30

Wohin? Wann?

Wen getroffen?

Glücklich? Nervös?

**Das Interview**



09:00 — 10:00

Wie viele Leute? Wer?

Manager – nett?

Wie lange gedauert?

Arbeit bekommen!!



**Die Arbeit**



Was gemacht?

Arbeitsstunden?

Wie viele Tage? Interessant? Warum?



---

Permission to reproduce items where third-party owned material protected by copyright is included has been sought and cleared where possible. Every reasonable effort has been made by the publisher (OCR) to trace copyright holders, but if any items requiring clearance have unwittingly been included, the publisher will be pleased to make amends at the earliest possible opportunity.

OCR is part of the Cambridge Assessment Group. Cambridge Assessment is the brand name of University of Cambridge Local Examinations Syndicate (UCLES), which is itself a department of the University of Cambridge.



**GENERAL CERTIFICATE OF SECONDARY EDUCATION  
GERMAN**

**2362 & 2365**

Speaking (Higher Tier)

**ROLE PLAY BOOKLET 3**

**JUNE 2008**

**To be completed between 7 March and 15 May 2008**



**INSTRUCTIONS TO CANDIDATES**

- You must carry out the tasks specified on pages 2 and 3 of this booklet.
- The roles to be played by you and your teacher are indicated.
- For the Narrative role play you should use the notes to tell your teacher what happened in the story. Be prepared to respond to any questions or comments from your teacher.
- You have about 12 minutes to study the situations.

**INFORMATION FOR CANDIDATES**

- There is no Section 1 in the Higher Tier Speaking test.
- The important thing in the Section 2 role play is to convey the message.
- You must not make any written notes during the preparation period before the examination.
- For your Presentation you may take into the examination room a cue card with up to five short headings on it. No other written notes are allowed.
- No dictionaries are allowed.
- After the two role plays you will do a Presentation, for about one minute, on a subject you have prepared.
- The rest of the Speaking test will consist of a Discussion of the Presentation with your teacher, and finally, two General Conversation topics.

This document consists of **4** printed pages.

**Higher Tier Booklet 3****Section 2**

**Situation:** You have gone to a German bank to change English money into euros. Your teacher will play the part of the bank official and start the conversation.

You will have to:

- 1 say £40
- 2 ask how many euros that makes
- 3 say you have forgotten your passport
- 4 answer the question.



Higher Tier Booklet 3

Section 3 (Narrative)

**Situation:** The notes and pictures below give an outline of your journey to Germany on a school trip last year.

**Die Abfahrt**  Wann abgefahren?

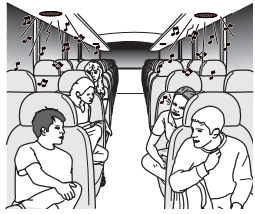


Wie? Mit wem?





Glücklich? Warum? 


**Die Reise**




Was gemacht?



Müde? Warum? Warum nicht? 



Raststätte gefunden?



**Die Überfahrt**



Wann in Dover angekommen?





Fähre – Beschreibung. Was gekauft?






Wetter?  
Überfahrt schön?  
Warum?  
Warum nicht?


**Auf der Autobahn**



Was gemacht?







Was gesehen?

**Die Ankunft**



Wo angekommen?



HOTEL ZUR KRONE

Zimmer – Beschreibung



Was gegessen?



Glücklich – warum?  / 

---

Permission to reproduce items where third-party owned material protected by copyright is included has been sought and cleared where possible. Every reasonable effort has been made by the publisher (OCR) to trace copyright holders, but if any items requiring clearance have unwittingly been included, the publisher will be pleased to make amends at the earliest possible opportunity.

OCR is part of the Cambridge Assessment Group. Cambridge Assessment is the brand name of University of Cambridge Local Examinations Syndicate (UCLES), which is itself a department of the University of Cambridge.

**GENERAL CERTIFICATE OF SECONDARY EDUCATION  
GERMAN**

**2362 & 2365**

Speaking (Higher Tier)

**ROLE PLAY BOOKLET 4**

**JUNE 2008**

**To be completed between 7 March and 15 May 2008**



**INSTRUCTIONS TO CANDIDATES**

- You must carry out the tasks specified on pages 2 and 3 of this booklet.
- The roles to be played by you and your teacher are indicated.
- For the Narrative role play you should use the notes to tell your teacher what happened in the story. Be prepared to respond to any questions or comments from your teacher.
- You have about 12 minutes to study the situations.

**INFORMATION FOR CANDIDATES**

- There is no Section 1 in the Higher Tier Speaking test.
- The important thing in the Section 2 role play is to convey the message.
- You must not make any written notes during the preparation period before the examination.
- For your Presentation you may take into the examination room a cue card with up to five short headings on it. No other written notes are allowed.
- No dictionaries are allowed.
- After the two role plays you will do a Presentation, for about one minute, on a subject you have prepared.
- The rest of the Speaking test will consist of a Discussion of the Presentation with your teacher, and finally, two General Conversation topics.

This document consists of **4** printed pages.

## Higher Tier Booklet 4

## Section 2

**Situation:** You are at a campsite in Austria being interviewed for a job. Your teacher will play the part of the campsite owner and start the conversation.

You will have to:

- 1 give your name and nationality
- 2 say what sort of person you are [give **TWO** details]  
(e.g. friendly / intelligent / hard-working / happy)
- 3 answer the question
- 4 ask what time you will start work.



Higher Tier Booklet 4

Section 3 (Narrative)

**Situation:** The notes and pictures below give an outline of a typical day on an exchange visit to Germany last year.

**Die Wohnung**



Wohnung – wo?




Ruhig? Warum nicht?



Beschreibung – Zimmer? Möbel?




**Vormittags**





Was gemacht? Wann?  
Frühstück? Mit wem?  
Was gegessen und getrunken?



**Später**




Wohin gegangen? Wie?  
Wen getroffen?


Was gelernt? Gut? Warum? Warum nicht?




**Nachmittags**



Wohin gefahren? Wie?




Geschäfte? Was gekauft?






Teuer? Billig?



**Abends**



Was gemacht? Wo?

Wann ins Bett? Glücklich? Warum?

---

Permission to reproduce items where third-party owned material protected by copyright is included has been sought and cleared where possible. Every reasonable effort has been made by the publisher (OCR) to trace copyright holders, but if any items requiring clearance have unwittingly been included, the publisher will be pleased to make amends at the earliest possible opportunity.

OCR is part of the Cambridge Assessment Group. Cambridge Assessment is the brand name of University of Cambridge Local Examinations Syndicate (UCLES), which is itself a department of the University of Cambridge.



**GENERAL CERTIFICATE OF SECONDARY EDUCATION  
GERMAN**

**2362 & 2365**

Speaking (Higher Tier)

**ROLE PLAY BOOKLET 5**

**JUNE 2008**

**To be completed between 7 March and 15 May 2008**



**INSTRUCTIONS TO CANDIDATES**

- You must carry out the tasks specified on pages 2 and 3 of this booklet.
- The roles to be played by you and your teacher are indicated.
- For the Narrative role play you should use the notes to tell your teacher what happened in the story. Be prepared to respond to any questions or comments from your teacher.
- You have about 12 minutes to study the situations.

**INFORMATION FOR CANDIDATES**

- There is no Section 1 in the Higher Tier Speaking test.
- The important thing in the Section 2 role play is to convey the message.
- You must not make any written notes during the preparation period before the examination.
- For your Presentation you may take into the examination room a cue card with up to five short headings on it. No other written notes are allowed.
- No dictionaries are allowed.
- After the two role plays you will do a Presentation, for about one minute, on a subject you have prepared.
- The rest of the Speaking test will consist of a Discussion of the Presentation with your teacher, and finally, two General Conversation topics.

This document consists of **4** printed pages.

## Higher Tier Booklet 5

## Section 2

**Situation:** You have arrived at a hotel in Switzerland for a short stay. Your teacher will play the part of the receptionist and start the conversation.

You will have to:

- 1 say you have booked a room
- 2 say your name is **BROWN** and spell it (**B-R-O-W-N**)
- 3 answer the question
- 4 ask about facilities at the hotel (e.g. car-park? / garden? / lift?).



Higher Tier Booklet 5

Section 3 (Narrative)

**Situation:** The notes and pictures below give an outline of time spent working in a department store in Austria last year during your summer holidays.

**In der Familie**

06:30



Was gemacht?

Wann aufgestanden?




Frühstück? Was? Mit wem?




**Die Fahrt in die Stadt**


07:00



Wann abgefahren?



Wie gefahren?  
Wie lange gewartet?




Fahrtkosten - teuer?




**Die Arbeit**


09:00 — 17:00



Arbeitsstunden im Kaufhaus?



Was verkauft? Arbeit schwierig?



Wie viel verdient?



**Die Mittagspause**



Pause – wie lange?



Was gemacht? Glücklich? Warum?  
Andere Kollegen – nett?




**Abends**



KINO



DISKO

Wohin gegangen? Mit wem?  
Was gemacht? Bis wann?

23:30



Glücklich? Warum?



---

Permission to reproduce items where third-party owned material protected by copyright is included has been sought and cleared where possible. Every reasonable effort has been made by the publisher (OCR) to trace copyright holders, but if any items requiring clearance have unwittingly been included, the publisher will be pleased to make amends at the earliest possible opportunity.

OCR is part of the Cambridge Assessment Group. Cambridge Assessment is the brand name of University of Cambridge Local Examinations Syndicate (UCLES), which is itself a department of the University of Cambridge.

**GENERAL CERTIFICATE OF SECONDARY EDUCATION  
GERMAN**

**2362 & 2365**

Speaking (Higher Tier)

**ROLE PLAY BOOKLET 6**

**JUNE 2008**

**To be completed between 7 March and 15 May 2008**



**INSTRUCTIONS TO CANDIDATES**

- You must carry out the tasks specified on pages 2 and 3 of this booklet.
- The roles to be played by you and your teacher are indicated.
- For the Narrative role play you should use the notes to tell your teacher what happened in the story. Be prepared to respond to any questions or comments from your teacher.
- You have about 12 minutes to study the situations.

**INFORMATION FOR CANDIDATES**

- There is no Section 1 in the Higher Tier Speaking test.
- The important thing in the Section 2 role play is to convey the message.
- You must not make any written notes during the preparation period before the examination.
- For your Presentation you may take into the examination room a cue card with up to five short headings on it. No other written notes are allowed.
- No dictionaries are allowed.
- After the two role plays you will do a Presentation, for about one minute, on a subject you have prepared.
- The rest of the Speaking test will consist of a Discussion of the Presentation with your teacher, and finally, two General Conversation topics.

This document consists of **4** printed pages.

## Higher Tier Booklet 6

## Section 2

**Situation:** You are in Austria and phone your penfriend from town as you have lost your wallet. Your teacher will play the part of the penfriend and start the conversation.

You will have to:

- 1 say you have lost your wallet
- 2 say what is in it [give **TWO** details]  
(e.g. money / tickets / photographs / stamps)
- 3 say where you are in town  
(e.g. in the cathedral / at the cinema / in the museum)
- 4 answer the question.



Higher Tier Booklet 6

Section 3 (Narrative)

**Situation:** The notes and pictures below give an outline of a camping holiday with friends in Germany last year.

**Vorbereitungen**

Wie viele Leute?  
Was geplant? Wie lange? Wohin?  
Was gepackt?



**Die Ankunft**

Wo angekommen?  
Wie? Wann?  
Wie viele Nächte geblieben? 4/5/6 ?



**Aktivitäten am Vormittag**

Was gemacht? Wo? Lieblingsaktivität? Warum? ?



**Ein Ausflug**

Wohin gegangen? Wie weit?

Müde? Warum?  
Was gemacht? Warum?



**Am Abend**

Wen kennen gelernt?  
Getanzt? Mit wem?  
Glücklich? Warum? Warum nicht? / ?

---

Permission to reproduce items where third-party owned material protected by copyright is included has been sought and cleared where possible. Every reasonable effort has been made by the publisher (OCR) to trace copyright holders, but if any items requiring clearance have unwittingly been included, the publisher will be pleased to make amends at the earliest possible opportunity.

OCR is part of the Cambridge Assessment Group. Cambridge Assessment is the brand name of University of Cambridge Local Examinations Syndicate (UCLES), which is itself a department of the University of Cambridge.



**GENERAL CERTIFICATE OF SECONDARY EDUCATION  
GERMAN**

**2362 & 2365**

Speaking (Higher Tier)

**ROLE PLAY BOOKLET 7**

**JUNE 2008**

**To be completed between 7 March and 15 May 2008**



**INSTRUCTIONS TO CANDIDATES**

- You must carry out the tasks specified on pages 2 and 3 of this booklet.
- The roles to be played by you and your teacher are indicated.
- For the Narrative role play you should use the notes to tell your teacher what happened in the story. Be prepared to respond to any questions or comments from your teacher.
- You have about 12 minutes to study the situations.

**INFORMATION FOR CANDIDATES**

- There is no Section 1 in the Higher Tier Speaking test.
- The important thing in the Section 2 role play is to convey the message.
- You must not make any written notes during the preparation period before the examination.
- For your Presentation you may take into the examination room a cue card with up to five short headings on it. No other written notes are allowed.
- No dictionaries are allowed.
- After the two role plays you will do a Presentation, for about one minute, on a subject you have prepared.
- The rest of the Speaking test will consist of a Discussion of the Presentation with your teacher, and finally, two General Conversation topics.

This document consists of **4** printed pages.

**Higher Tier Booklet 7****Section 2**

**Situation:** You are at the doctor's in Switzerland. Your teacher will play the part of the doctor and start the conversation.

You will have to:

- 1 say what is wrong with you  
(e.g. sore throat / stomach ache / headache)
- 2 answer the question
- 3 say you haven't slept well
- 4 ask how often you must take the tablets.



Higher Tier Booklet 7

Section 3 (Narrative)

**Situation:** The notes and pictures below give an outline of a typical day on an exchange visit to Germany last year.

**Die Wohnung**



Wohnung – wo?



Ruhig? Warum nicht?



Beschreibung – Zimmer? Möbel?




**Vormittags**





Was gemacht? Wann?  
Frühstück? Mit wem?  
Was gegessen und getrunken?



**Später**




Wohin gegangen? Wie?  
Wen getroffen?


Was gelernt? Gut? Warum? Warum nicht?




**Nachmittags**



Wohin gefahren? Wie?




Geschäfte? Was gekauft?





Teuer? Billig?



**Abends**



Was gemacht? Wo?

Wann ins Bett? Glücklich? Warum?

---

Permission to reproduce items where third-party owned material protected by copyright is included has been sought and cleared where possible. Every reasonable effort has been made by the publisher (OCR) to trace copyright holders, but if any items requiring clearance have unwittingly been included, the publisher will be pleased to make amends at the earliest possible opportunity.

OCR is part of the Cambridge Assessment Group. Cambridge Assessment is the brand name of University of Cambridge Local Examinations Syndicate (UCLES), which is itself a department of the University of Cambridge.

**GENERAL CERTIFICATE OF SECONDARY EDUCATION  
GERMAN**

**2362 & 2365**

Speaking (Higher Tier)

**ROLE PLAY BOOKLET 8**

**JUNE 2008**

**To be completed between 7 March and 15 May 2008**



**INSTRUCTIONS TO CANDIDATES**

- You must carry out the tasks specified on pages 2 and 3 of this booklet.
- The roles to be played by you and your teacher are indicated.
- For the Narrative role play you should use the notes to tell your teacher what happened in the story. Be prepared to respond to any questions or comments from your teacher.
- You have about 12 minutes to study the situations.

**INFORMATION FOR CANDIDATES**

- There is no Section 1 in the Higher Tier Speaking test.
- The important thing in the Section 2 role play is to convey the message.
- You must not make any written notes during the preparation period before the examination.
- For your Presentation you may take into the examination room a cue card with up to five short headings on it. No other written notes are allowed.
- No dictionaries are allowed.
- After the two role plays you will do a Presentation, for about one minute, on a subject you have prepared.
- The rest of the Speaking test will consist of a Discussion of the Presentation with your teacher, and finally, two General Conversation topics.

This document consists of **4** printed pages.

**Higher Tier Booklet 8****Section 2**

**Situation:** You are at a campsite in Austria being interviewed for a job. Your teacher will play the part of the campsite owner and start the conversation.

You will have to:

- 1 give your name and nationality
- 2 say what sort of person you are [give **TWO** details]  
(e.g. friendly / intelligent / hard-working / happy)
- 3 answer the question
- 4 ask what time you will start work.



Higher Tier Booklet 8

Section 3 (Narrative)

**Situation:** The notes and pictures below give an outline of your journey to Germany on a school trip last year.

**Die Abfahrt**  Wann abgefahren?




Wie? Mit wem?





Glücklich? Warum? 


**Die Reise**




Was gemacht?



Müde? Warum? Warum nicht? 



Raststätte gefunden?



**Die Überfahrt**



Wann in Dover angekommen?




Fähre – Beschreibung. Was gekauft?




Wetter? Überfahrt schön? Warum? Warum nicht?




**Auf der Autobahn**




Was gemacht?





Was gesehen?



**Die Ankunft**



Wo angekommen?

Zimmer – Beschreibung



Was gegessen?

Glücklich – warum?  / 

---

Permission to reproduce items where third-party owned material protected by copyright is included has been sought and cleared where possible. Every reasonable effort has been made by the publisher (OCR) to trace copyright holders, but if any items requiring clearance have unwittingly been included, the publisher will be pleased to make amends at the earliest possible opportunity.

OCR is part of the Cambridge Assessment Group. Cambridge Assessment is the brand name of University of Cambridge Local Examinations Syndicate (UCLES), which is itself a department of the University of Cambridge.



**GENERAL CERTIFICATE OF SECONDARY EDUCATION  
GERMAN**

**2362 & 2365**

Speaking (Higher Tier)

**ROLE PLAY BOOKLET 9**

**JUNE 2008**

**To be completed between 7 March and 15 May 2008**



**INSTRUCTIONS TO CANDIDATES**

- You must carry out the tasks specified on pages 2 and 3 of this booklet.
- The roles to be played by you and your teacher are indicated.
- For the Narrative role play you should use the notes to tell your teacher what happened in the story. Be prepared to respond to any questions or comments from your teacher.
- You have about 12 minutes to study the situations.

**INFORMATION FOR CANDIDATES**

- There is no Section 1 in the Higher Tier Speaking test.
- The important thing in the Section 2 role play is to convey the message.
- You must not make any written notes during the preparation period before the examination.
- For your Presentation you may take into the examination room a cue card with up to five short headings on it. No other written notes are allowed.
- No dictionaries are allowed.
- After the two role plays you will do a Presentation, for about one minute, on a subject you have prepared.
- The rest of the Speaking test will consist of a Discussion of the Presentation with your teacher, and finally, two General Conversation topics.

This document consists of **4** printed pages.

**Higher Tier Booklet 9****Section 2**

**Situation:** You are exchanging a pair of shoes in a German store. Your teacher will play the part of the assistant and start the conversation.

You will have to:

- 1 say you bought the shoes yesterday
- 2 say what is wrong with them  
(e.g. they are too big / too small / uncomfortable)
- 3 say what size you take (e.g. 38 / 41 / 45)
- 4 answer the question.



Higher Tier Booklet 9

Section 3 (Narrative)

**Situation:** The notes and pictures below give an outline of your family's preparations for your Swiss penfriend's visit last year.

**Zu Hause**

7:00

Wann aufgestanden?  
Warum?  
Schlafzimmer – Beschreibung



**Am Vormittag**

Was gemacht?  
Wohin gegangen?  
Was gekauft?



**Am Nachmittag**

Was gemacht? Warum?

17:00

Wann?  
Wohin gefahren? Warum?



**Die Ankunft**

18:00

Wann an der Schule angekommen?  
Brieffreund – was gesagt?

😊 / ☹️ – warum?



**Wieder zu Hause**

Was gezeigt?  
Glücklich – warum?  
Was gemacht?  
Schöner Tag? Warum?

---

Permission to reproduce items where third-party owned material protected by copyright is included has been sought and cleared where possible. Every reasonable effort has been made by the publisher (OCR) to trace copyright holders, but if any items requiring clearance have unwittingly been included, the publisher will be pleased to make amends at the earliest possible opportunity.

OCR is part of the Cambridge Assessment Group. Cambridge Assessment is the brand name of University of Cambridge Local Examinations Syndicate (UCLES), which is itself a department of the University of Cambridge.