

**GENERAL CERTIFICATE OF SECONDARY EDUCATION 2362 & 2365**

**GERMAN**

Speaking (Higher Tier)

**ROLE PLAY BOOKLET 1**

**JUNE 2007**

**To be completed between 7 March and 15 May 2007**

**H**



**INSTRUCTIONS TO CANDIDATES**

- You must carry out the tasks specified on pages 2 and 3 of this booklet.
- The roles to be played by you and your teacher are indicated.
- For the Narrative role play you should use the notes to tell your teacher what happened in the story. Be prepared to respond to any questions or comments from your teacher.
- You have about 12 minutes to study the situations.

**INFORMATION FOR CANDIDATES**

- There is no Section 1 in the Higher Tier Speaking test.
- The important thing in the Section 2 role play is to convey the message.
- You must not make any written notes during the preparation period before the examination.
- For your Presentation you may wish to take into the examination room a cue card with up to five short headings on it. No other written notes are allowed.
- No dictionaries are allowed.
- After the two role plays you will do a Presentation, for about one minute, on a subject you have prepared.
- The rest of the Speaking test will consist of a Discussion of the Presentation with your teacher, and finally, two General Conversation topics.

This document consists of **4** printed pages.

**Higher Tier Booklet 1****Section 2**

**Situation** You are in a restaurant in Switzerland. Your teacher will play the part of the waiter / waitress and start the conversation.

You will have to:

- 1 say that you have reserved a table
- 2 say where you would like to sit (e.g. near the window / on the terrace / in the garden)
- 3 answer the question
- 4 ask for the menu



**GENERAL CERTIFICATE OF SECONDARY EDUCATION 2362 & 2365**

**GERMAN**

Speaking (Higher Tier)

**ROLE PLAY BOOKLET 2**

**JUNE 2007**

**To be completed between 7 March and 15 May 2007**

**H**



**INSTRUCTIONS TO CANDIDATES**

- You must carry out the tasks specified on pages 2 and 3 of this booklet.
- The roles to be played by you and your teacher are indicated.
- For the Narrative role play you should use the notes to tell your teacher what happened in the story. Be prepared to respond to any questions or comments from your teacher.
- You have about 12 minutes to study the situations.

**INFORMATION FOR CANDIDATES**

- There is no Section 1 in the Higher Tier Speaking test.
- The important thing in the Section 2 role play is to convey the message.
- You must not make any written notes during the preparation period before the examination.
- For your Presentation you may wish to take into the examination room a cue card with up to five short headings on it. No other written notes are allowed.
- No dictionaries are allowed.
- After the two role plays you will do a Presentation, for about one minute, on a subject you have prepared.
- The rest of the Speaking test will consist of a Discussion of the Presentation with your teacher, and finally, two General Conversation topics.

This document consists of 4 printed pages.

**Higher Tier Booklet 2****Section 2**

**Situation** You are in a restaurant in Austria. Your teacher will play the part of the waiter / waitress and start the conversation.

You will have to:

- 1 say there is a problem
- 2 say what you have ordered (e.g. fish / chicken / eggs)
- 3 answer the question
- 4 ask for a bottle of water



**GENERAL CERTIFICATE OF SECONDARY EDUCATION 2362 & 2365**

**GERMAN**

Speaking (Higher Tier)

**ROLE PLAY BOOKLET 3**

**JUNE 2007**

**To be completed between 7 March and 15 May 2007**

**H**



**INSTRUCTIONS TO CANDIDATES**

- You must carry out the tasks specified on pages 2 and 3 of this booklet.
- The roles to be played by you and your teacher are indicated.
- For the Narrative role play you should use the notes to tell your teacher what happened in the story. Be prepared to respond to any questions or comments from your teacher.
- You have about 12 minutes to study the situations.

**INFORMATION FOR CANDIDATES**

- There is no Section 1 in the Higher Tier Speaking test.
- The important thing in the Section 2 role play is to convey the message.
- You must not make any written notes during the preparation period before the examination.
- For your Presentation you may wish to take into the examination room a cue card with up to five short headings on it. No other written notes are allowed.
- No dictionaries are allowed.
- After the two role plays you will do a Presentation, for about one minute, on a subject you have prepared.
- The rest of the Speaking test will consist of a Discussion of the Presentation with your teacher, and finally, two General Conversation topics.

This document consists of 4 printed pages.

**Higher Tier Booklet 3****Section 2**

**Situation** You are in an employment agency in Germany looking for work in the summer holidays. Your teacher will play the part of the official and start the conversation.

You will have to:

- 1 give your name and age
- 2 say where you have worked (e.g. in a supermarket / shop / café)
- 3 answer the question
- 4 ask what you can earn



**GENERAL CERTIFICATE OF SECONDARY EDUCATION 2362 & 2365**  
**GERMAN**  
Speaking (Higher Tier)  
**ROLE PLAY BOOKLET 4**  
**JUNE 2007**

**H**

To be completed between 7 March and 15 May 2007



**INSTRUCTIONS TO CANDIDATES**

- You must carry out the tasks specified on pages 2 and 3 of this booklet.
- The roles to be played by you and your teacher are indicated.
- For the Narrative role play you should use the notes to tell your teacher what happened in the story. Be prepared to respond to any questions or comments from your teacher.
- You have about 12 minutes to study the situations.

**INFORMATION FOR CANDIDATES**

- There is no Section 1 in the Higher Tier Speaking test.
- The important thing in the Section 2 role play is to convey the message.
- You must not make any written notes during the preparation period before the examination.
- For your Presentation you may wish to take into the examination room a cue card with up to five short headings on it. No other written notes are allowed.
- No dictionaries are allowed.
- After the two role plays you will do a Presentation, for about one minute, on a subject you have prepared.
- The rest of the Speaking test will consist of a Discussion of the Presentation with your teacher, and finally, two General Conversation topics.

This document consists of 4 printed pages.

**Higher Tier Booklet 4****Section 2**

**Situation** You have a problem while in Austria and phone your penfriend. Your teacher will play the part of the penfriend and start the conversation.

You will have to:

- 1 say you have lost something (e.g. ticket / money / bag)
- 2 say where you are (e.g. in town / at the sports centre / at the cinema)
- 3 ask when your friend will arrive
- 4 answer the question





**GENERAL CERTIFICATE OF SECONDARY EDUCATION 2362 & 2365**

**GERMAN**

Speaking (Higher Tier)

**ROLE PLAY BOOKLET 5**

**JUNE 2007**

**To be completed between 7 March and 15 May 2007**

**H**



**INSTRUCTIONS TO CANDIDATES**

- You must carry out the tasks specified on pages 2 and 3 of this booklet.
- The roles to be played by you and your teacher are indicated.
- For the Narrative role play you should use the notes to tell your teacher what happened in the story. Be prepared to respond to any questions or comments from your teacher.
- You have about 12 minutes to study the situations.

**INFORMATION FOR CANDIDATES**

- There is no Section 1 in the Higher Tier Speaking test.
- The important thing in the Section 2 role play is to convey the message.
- You must not make any written notes during the preparation period before the examination.
- For your Presentation you may wish to take into the examination room a cue card with up to five short headings on it. No other written notes are allowed.
- No dictionaries are allowed.
- After the two role plays you will do a Presentation, for about one minute, on a subject you have prepared.
- The rest of the Speaking test will consist of a Discussion of the Presentation with your teacher, and finally, two General Conversation topics.

This document consists of **4** printed pages.

**Higher Tier Booklet 5****Section 2****Situation**

While you are staying in Switzerland with your penfriend someone invites you out to the cinema. Your teacher will play the part of the Swiss girl / boy and start the conversation.

You will have to:

- 1 say you have seen the film
- 2 say where else you would like to go (e.g. disco / theatre / café)
- 3 answer the question
- 4 say where to meet (e.g. at the town hall / bus station / market-place)



**GENERAL CERTIFICATE OF SECONDARY EDUCATION 2362 & 2365**

**GERMAN**

Speaking (Higher Tier)

**ROLE PLAY BOOKLET 6**

**JUNE 2007**

**To be completed between 7 March and 15 May 2007**

**H**



### **INSTRUCTIONS TO CANDIDATES**

- You must carry out the tasks specified on pages 2 and 3 of this booklet.
- The roles to be played by you and your teacher are indicated.
- For the Narrative role play you should use the notes to tell your teacher what happened in the story. Be prepared to respond to any questions or comments from your teacher.
- You have about 12 minutes to study the situations.

### **INFORMATION FOR CANDIDATES**

- There is no Section 1 in the Higher Tier Speaking test.
- The important thing in the Section 2 role play is to convey the message.
- You must not make any written notes during the preparation period before the examination.
- For your Presentation you may wish to take into the examination room a cue card with up to five short headings on it. No other written notes are allowed.
- No dictionaries are allowed.
- After the two role plays you will do a Presentation, for about one minute, on a subject you have prepared.
- The rest of the Speaking test will consist of a Discussion of the Presentation with your teacher, and finally, two General Conversation topics.

This document consists of **4** printed pages.

**Higher Tier Booklet 6****Section 2**

**Situation** You are phoning a campsite in the Black Forest to confirm your booking. Your teacher will play the part of the manager and start the conversation.

You will have to:

- 1 say that you phoned last week
- 2 give your name and say where you are from
- 3 answer the question
- 4 say how long you are staying (e.g. three nights / a week / a month)



**GENERAL CERTIFICATE OF SECONDARY EDUCATION 2362 & 2365**  
**GERMAN**  
Speaking (Higher Tier)  
**ROLE PLAY BOOKLET 7**  
**JUNE 2007**

**H**

To be completed between 7 March and 15 May 2007



**INSTRUCTIONS TO CANDIDATES**

- You must carry out the tasks specified on pages 2 and 3 of this booklet.
- The roles to be played by you and your teacher are indicated.
- For the Narrative role play you should use the notes to tell your teacher what happened in the story. Be prepared to respond to any questions or comments from your teacher.
- You have about 12 minutes to study the situations.

**INFORMATION FOR CANDIDATES**

- There is no Section 1 in the Higher Tier Speaking test.
- The important thing in the Section 2 role play is to convey the message.
- You must not make any written notes during the preparation period before the examination.
- For your Presentation you may wish to take into the examination room a cue card with up to five short headings on it. No other written notes are allowed.
- No dictionaries are allowed.
- After the two role plays you will do a Presentation, for about one minute, on a subject you have prepared.
- The rest of the Speaking test will consist of a Discussion of the Presentation with your teacher, and finally, two General Conversation topics.

This document consists of 4 printed pages.

**Higher Tier Booklet 7****Section 2****Situation**

While you are staying in Switzerland with your penfriend someone invites you out to the cinema. Your teacher will play the part of the Swiss girl / boy and start the conversation.

You will have to:

- 1 say you have seen the film
- 2 say where else you would like to go (e.g. disco / theatre / café)
- 3 answer the question
- 4 say where to meet (e.g. at the town hall / bus station / market-place)



**GENERAL CERTIFICATE OF SECONDARY EDUCATION 2362 & 2365**

**GERMAN**

Speaking (Higher Tier)

**ROLE PLAY BOOKLET 8**

**JUNE 2007**

**To be completed between 7 March and 15 May 2007**

**H**



### **INSTRUCTIONS TO CANDIDATES**

- You must carry out the tasks specified on pages 2 and 3 of this booklet.
- The roles to be played by you and your teacher are indicated.
- For the Narrative role play you should use the notes to tell your teacher what happened in the story. Be prepared to respond to any questions or comments from your teacher.
- You have about 12 minutes to study the situations.

### **INFORMATION FOR CANDIDATES**

- There is no Section 1 in the Higher Tier Speaking test.
- The important thing in the Section 2 role play is to convey the message.
- You must not make any written notes during the preparation period before the examination.
- For your Presentation you may wish to take into the examination room a cue card with up to five short headings on it. No other written notes are allowed.
- No dictionaries are allowed.
- After the two role plays you will do a Presentation, for about one minute, on a subject you have prepared.
- The rest of the Speaking test will consist of a Discussion of the Presentation with your teacher, and finally, two General Conversation topics.

This document consists of **4** printed pages.

**Higher Tier Booklet 8****Section 2**

**Situation** You are phoning a campsite in the Black Forest to confirm your booking. Your teacher will play the part of the manager and start the conversation.

You will have to:

- 1 say that you phoned last week
- 2 give your name and say where you are from
- 3 answer the question
- 4 say how long you are staying (e.g. three nights / a week / a month)





**GENERAL CERTIFICATE OF SECONDARY EDUCATION 2362 & 2365**

**GERMAN**

Speaking (Higher Tier)

**ROLE PLAY BOOKLET 9**

**JUNE 2007**

**To be completed between 7 March and 15 May 2007**

**H**



### **INSTRUCTIONS TO CANDIDATES**

- You must carry out the tasks specified on pages 2 and 3 of this booklet.
- The roles to be played by you and your teacher are indicated.
- For the Narrative role play you should use the notes to tell your teacher what happened in the story. Be prepared to respond to any questions or comments from your teacher.
- You have about 12 minutes to study the situations.

### **INFORMATION FOR CANDIDATES**

- There is no Section 1 in the Higher Tier Speaking test.
- The important thing in the Section 2 role play is to convey the message.
- You must not make any written notes during the preparation period before the examination.
- For your Presentation you may wish to take into the examination room a cue card with up to five short headings on it. No other written notes are allowed.
- No dictionaries are allowed.
- After the two role plays you will do a Presentation, for about one minute, on a subject you have prepared.
- The rest of the Speaking test will consist of a Discussion of the Presentation with your teacher, and finally, two General Conversation topics.

This document consists of **4** printed pages.

**Higher Tier Booklet 9****Section 2**

**Situation** You have a problem while in Austria and phone your penfriend. Your teacher will play the part of the penfriend and start the conversation.

You will have to:

- 1 say you have lost something (e.g. ticket / money / bag)
- 2 say where you are (e.g. in town / at the sports centre / at the cinema)
- 3 ask when your friend will arrive
- 4 answer the question



**GENERAL CERTIFICATE OF SECONDARY EDUCATION 2362 & 2365**

**GERMAN**

Speaking (Higher Tier)

**ROLE PLAY BOOKLET 10**

**JUNE 2007**

**To be completed between 7 March and 15 May 2007**

**H**



### **INSTRUCTIONS TO CANDIDATES**

- You must carry out the tasks specified on pages 2 and 3 of this booklet.
- The roles to be played by you and your teacher are indicated.
- For the Narrative role play you should use the notes to tell your teacher what happened in the story. Be prepared to respond to any questions or comments from your teacher.
- You have about 12 minutes to study the situations.

### **INFORMATION FOR CANDIDATES**

- There is no Section 1 in the Higher Tier Speaking test.
- The important thing in the Section 2 role play is to convey the message.
- You must not make any written notes during the preparation period before the examination.
- For your Presentation you may wish to take into the examination room a cue card with up to five short headings on it. No other written notes are allowed.
- No dictionaries are allowed.
- After the two role plays you will do a Presentation, for about one minute, on a subject you have prepared.
- The rest of the Speaking test will consist of a Discussion of the Presentation with your teacher, and finally, two General Conversation topics.

This document consists of **4** printed pages.

**Higher Tier Booklet 10****Section 2**

**Situation** You are in an employment agency in Germany looking for work in the summer holidays. Your teacher will play the part of the official and start the conversation.

You will have to:

- 1 give your name and age
- 2 say where you have worked (e.g. in a supermarket / shop / café)
- 3 answer the question
- 4 ask what you can earn



**GENERAL CERTIFICATE OF SECONDARY EDUCATION 2362 & 2365**

**GERMAN**

Speaking (Higher Tier)

**ROLE PLAY BOOKLET 11**

**JUNE 2007**

**To be completed between 7 March and 15 May 2007**

**H**



### **INSTRUCTIONS TO CANDIDATES**

- You must carry out the tasks specified on pages 2 and 3 of this booklet.
- The roles to be played by you and your teacher are indicated.
- For the Narrative role play you should use the notes to tell your teacher what happened in the story. Be prepared to respond to any questions or comments from your teacher.
- You have about 12 minutes to study the situations.

### **INFORMATION FOR CANDIDATES**

- There is no Section 1 in the Higher Tier Speaking test.
- The important thing in the Section 2 role play is to convey the message.
- You must not make any written notes during the preparation period before the examination.
- For your Presentation you may wish to take into the examination room a cue card with up to five short headings on it. No other written notes are allowed.
- No dictionaries are allowed.
- After the two role plays you will do a Presentation, for about one minute, on a subject you have prepared.
- The rest of the Speaking test will consist of a Discussion of the Presentation with your teacher, and finally, two General Conversation topics.

This document consists of **4** printed pages.


## Higher Tier Booklet 11

## Section 2

**Situation** You are in a restaurant in Austria. Your teacher will play the part of the waiter / waitress and start the conversation.

You will have to:

- 1 say there is a problem
- 2 say what you have ordered (e.g. fish / chicken / eggs)
- 3 answer the question
- 4 ask for a bottle of water



**GENERAL CERTIFICATE OF SECONDARY EDUCATION 2362 & 2365**

**GERMAN**

Speaking (Higher Tier)

**ROLE PLAY BOOKLET 12**

**JUNE 2007**

**To be completed between 7 March and 15 May 2007**

**H**



### **INSTRUCTIONS TO CANDIDATES**

- You must carry out the tasks specified on pages 2 and 3 of this booklet.
- The roles to be played by you and your teacher are indicated.
- For the Narrative role play you should use the notes to tell your teacher what happened in the story. Be prepared to respond to any questions or comments from your teacher.
- You have about 12 minutes to study the situations.

### **INFORMATION FOR CANDIDATES**

- There is no Section 1 in the Higher Tier Speaking test.
- The important thing in the Section 2 role play is to convey the message.
- You must not make any written notes during the preparation period before the examination.
- For your Presentation you may wish to take into the examination room a cue card with up to five short headings on it. No other written notes are allowed.
- No dictionaries are allowed.
- After the two role plays you will do a Presentation, for about one minute, on a subject you have prepared.
- The rest of the Speaking test will consist of a Discussion of the Presentation with your teacher, and finally, two General Conversation topics.

This document consists of **4** printed pages.

## Higher Tier Booklet 12

## Section 2

**Situation** You are in a restaurant in Switzerland. Your teacher will play the part of the waiter / waitress and start the conversation.

You will have to:

- 1 say that you have reserved a table
- 2 say where you would like to sit (e.g. near the window / on the terrace / in the garden)
- 3 answer the question
- 4 ask for the menu






Section 3 (Narrative)

Booklet 12



The notes and pictures below give an outline of a camping holiday in Germany last year.

### Auf dem Campingplatz

8:00




Wann aufgestanden?


Wetter?

Frühstück - wo?

### Die Wanderung




FREIBURG  
10km





Wohin gelaufen?

Was gemacht?





Glücklich? Warum?  
Warum nicht?






### Am Nachmittag


16:00

Picknick? Wo? Was?



Was gemacht? Wann? Wie lange?



Wann weitergegangen?




### Ankunft in Freiburg


Wann am Campingplatz angekommen?

Müde - warum?




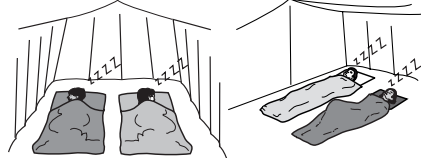
Wie viele Nächte?

### Am Abend



Was gemacht?  
Glücklich - warum?





Schöner Tag? Wann geschlafen?

© OCR 2007

1926/2362/RP (H) Jun07

---

Permission to reproduce items where third-party owned material protected by copyright is included has been sought and cleared where possible. Every reasonable effort has been made by the publisher (OCR) to trace copyright holders, but if any items requiring clearance have unwittingly been included, the publisher will be pleased to make amends at the earliest possible opportunity.

OCR is part of the Cambridge Assessment Group. Cambridge Assessment is the brand name of University of Cambridge Local Examinations Syndicate (UCLES), which is itself a department of the University of Cambridge.

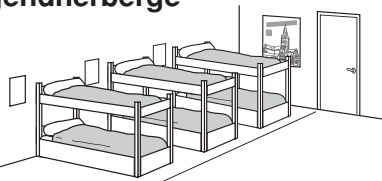
Section 3 (Narrative)

Booklet 11


The notes and pictures below give an outline of a day out while staying at a youth hostel in Austria last year.

### In der Jugendherberge


**7:00**



Wann aufgestanden?




Frühstück - wo?



Wetter?


### Die Radtour





Was gemacht?


**ZUM SEE 30km**

Wohin? Wie?




Glücklich? Warum?  
Warum nicht?








### Am Nachmittag




Picknick? Wo? Was?




Problem - falsche Richtung




Wetter?






### Die Rückkehr


**17:00**



Fahrräder - gefunden? Wann zurückgefahren?




Nass? Müde?




Jugendherberge - was gemacht?


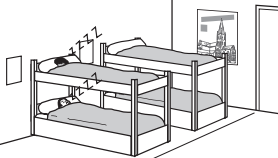
### Das Abendessen



Wohin? Was gemacht?



Glücklich - warum?

Schöner Tag?  
Wann geschlafen?

---

Permission to reproduce items where third-party owned material protected by copyright is included has been sought and cleared where possible. Every reasonable effort has been made by the publisher (OCR) to trace copyright holders, but if any items requiring clearance have unwittingly been included, the publisher will be pleased to make amends at the earliest possible opportunity.

OCR is part of the Cambridge Assessment Group. Cambridge Assessment is the brand name of University of Cambridge Local Examinations Syndicate (UCLES), which is itself a department of the University of Cambridge.

Section 3 (Narrative)

Booklet 10

The notes and pictures below give an outline of a day's shopping in town during your exchange visit to Austria last year.

**In der Familie**

8:30



Was gemacht?

Wann aufgestanden?



Frühstück? Was? Mit wem?

**Die Fahrt in die Stadt**

9:30



Wann abgefahren?  
Wie? Mit wem?



Wo ausgestiegen?



**In der Stadt**

**KAUFHAUS**




Wohin gegangen?  
Was gekauft? Für wen? Teuer?  
Glücklich? Warum? Warum nicht?

**Später**

**Café**



Wohin gegangen? Warum?  
Was getrunken?

**Das Problem**



Wohin in der Stadt?  
Was vergessen? Wo?



Zurück! Glücklich?



---

Permission to reproduce items where third-party owned material protected by copyright is included has been sought and cleared where possible. Every reasonable effort has been made by the publisher (OCR) to trace copyright holders, but if any items requiring clearance have unwittingly been included, the publisher will be pleased to make amends at the earliest possible opportunity.

OCR is part of the Cambridge Assessment Group. Cambridge Assessment is the brand name of University of Cambridge Local Examinations Syndicate (UCLES), which is itself a department of the University of Cambridge.

Section 3 (Narrative)

Booklet 9

The notes and pictures below give an outline of a skiing holiday in the Alps last year.

**Die Ankunft**



Das Hotel - wo? Die Gruppe - wie viele?  
Wie gefahren?




Hotelzimmer - Beschreibung

**Der erste Tag**




Wen getroffen?



5° Wetter? Angst?  
Warum / warum nicht?




Was gemacht?




☹️ / 😊 ??


**Später am Tag**




Wetter?



Was gemacht?



Wohin gegangen?  
Warum / warum nicht?



**Ein Ausflug**



Wohin gefahren? Wann?



Wie weit?  
Was gesehen?



Geschenke?

**Der letzte Abend**



Was gemacht? Wo?




Traurig? Warum - warum nicht?



Wen kennen gelernt?



☹️ / 😊 ??

---

Permission to reproduce items where third-party owned material protected by copyright is included has been sought and cleared where possible. Every reasonable effort has been made by the publisher (OCR) to trace copyright holders, but if any items requiring clearance have unwittingly been included, the publisher will be pleased to make amends at the earliest possible opportunity.

OCR is part of the Cambridge Assessment Group. Cambridge Assessment is the brand name of University of Cambridge Local Examinations Syndicate (UCLES), which is itself a department of the University of Cambridge.



Section 3 (Narrative)

Booklet 8

The notes and pictures below give an outline of a day in school during your exchange visit to Germany last year.


**In der Familie**



6:30

Wann aufgestanden?  
Was gemacht?  
Frühstück? Was? Mit wem?

**Die Fahrt in die Schule**



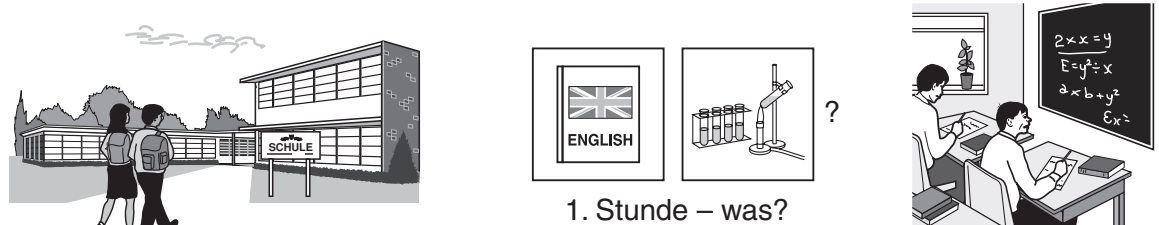
7:00

Wann abgefahren?  
Mit wem?

€ €  
Fahrtkosten?

Wie gefahren?

**In der Schule**



SCHULE

ENGLISH

1. Stunde – was?  
Gut – warum?

2. Stunde – was?  
Problem – warum?

Was für eine Schule? Freunde getroffen?


**Die Pause**



11 12 1  
10 2  
9 3  
8 4  
7 5  
6

Pause – wie lange?  
Glücklich? Warum?  
Was gemacht? Mit wem?

**Nach der Pause**



10:30

BIBLIOTHEK

Willkommen!

Wohin? Warum?  
Schuldirektor – Beschreibung  
Gruppe begrüßt  
Was gegessen?

☹️ / ☺️ ??

---

Permission to reproduce items where third-party owned material protected by copyright is included has been sought and cleared where possible. Every reasonable effort has been made by the publisher (OCR) to trace copyright holders, but if any items requiring clearance have unwittingly been included, the publisher will be pleased to make amends at the earliest possible opportunity.

OCR is part of the Cambridge Assessment Group. Cambridge Assessment is the brand name of University of Cambridge Local Examinations Syndicate (UCLES), which is itself a department of the University of Cambridge.

Section 3 (Narrative)

Booklet 7

The notes and pictures below give an outline of a day spent on an activities holiday for young people in Switzerland last year.

**Am Vormittag**




7:15

brrr!

Wann aufgestanden?  
Was gemacht?  
Wasser – kalt?

**Das Frühstück**




8:00

Das Frühstück – was?  
Mit wem?

Wen getroffen?  
Wo gegessen? Warum?

☹️ / 😊 ??

**Aktivitäten am Vormittag**



Was gemacht? Wo?  
Wie lange?  
Lieblingsaktivität? Warum?

😊 ?

**Am Nachmittag**



EISBUDE

Was gemacht?  
Müde? Warum?  
Was gekauft? Warum?

**Am Abend**



Gesungen? Wo? Mit wem?  
Getanzt? Mit wem?  
Bis wann?  
Glücklich? Warum? Warum nicht?

☹️ / 😊

---

Permission to reproduce items where third-party owned material protected by copyright is included has been sought and cleared where possible. Every reasonable effort has been made by the publisher (OCR) to trace copyright holders, but if any items requiring clearance have unwittingly been included, the publisher will be pleased to make amends at the earliest possible opportunity.

OCR is part of the Cambridge Assessment Group. Cambridge Assessment is the brand name of University of Cambridge Local Examinations Syndicate (UCLES), which is itself a department of the University of Cambridge.

Section 3 (Narrative)

Booklet 6

The notes and pictures below give an outline of a day spent on an activities holiday for young people in Switzerland last year.

**Am Vormittag**




7:15

brrr!

Wann aufgestanden?  
Was gemacht?  
Wasser – kalt?

**Das Frühstück**




8:00

Das Frühstück – was?  
Mit wem?

Wen getroffen?  
Wo gegessen? Warum?

☹️ / 😊 ??

**Aktivitäten am Vormittag**



Was gemacht? Wo?  
Wie lange?  
Lieblingsaktivität? Warum?

😊 ?

**Am Nachmittag**



EISBUDE

Was gemacht?  
Müde? Warum?  
Was gekauft? Warum?

**Am Abend**



Gesungen? Wo? Mit wem?  
Getanzt? Mit wem?  
Bis wann?  
Glücklich? Warum? Warum nicht?

☹️ / 😊

---

Permission to reproduce items where third-party owned material protected by copyright is included has been sought and cleared where possible. Every reasonable effort has been made by the publisher (OCR) to trace copyright holders, but if any items requiring clearance have unwittingly been included, the publisher will be pleased to make amends at the earliest possible opportunity.

OCR is part of the Cambridge Assessment Group. Cambridge Assessment is the brand name of University of Cambridge Local Examinations Syndicate (UCLES), which is itself a department of the University of Cambridge.

Section 3 (Narrative)

Booklet 5

The notes and pictures below give an outline of a day in school during your exchange visit to Germany last year.


**In der Familie**



6:30

Wann aufgestanden?  
Was gemacht?  
Frühstück? Was? Mit wem?

**Die Fahrt in die Schule**



7:00

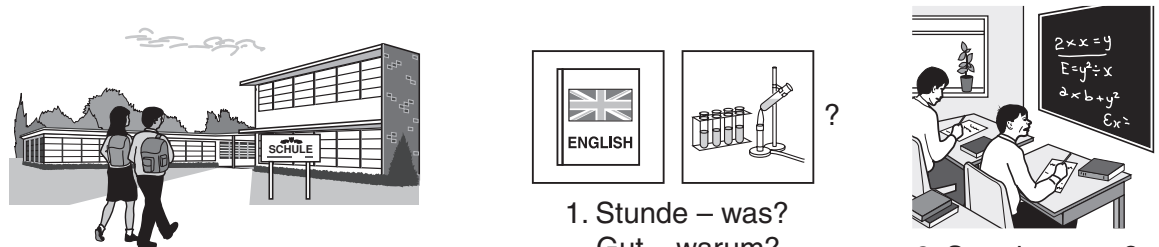
Wann abgefahren?  
Mit wem?

€ €

Fahrtkosten?

Wie gefahren?

**In der Schule**



SCHULE

ENGLISH

1. Stunde – was?  
Gut – warum?

2. Stunde – was?  
Problem – warum?

Was für eine Schule? Freunde getroffen?


**Die Pause**



11 12 1  
10 ? 2  
9 3  
8 4  
7 5  
6

Pause – wie lange?  
Glücklich? Warum?  
Was gemacht? Mit wem?

**Nach der Pause**



10:30

BIBLIOTHEK

Willkommen!

Wohin? Warum?  
Schuldirektor – Beschreibung  
Gruppe begrüßt  
Was gegessen?

☹️ / 😊 ??

---

Permission to reproduce items where third-party owned material protected by copyright is included has been sought and cleared where possible. Every reasonable effort has been made by the publisher (OCR) to trace copyright holders, but if any items requiring clearance have unwittingly been included, the publisher will be pleased to make amends at the earliest possible opportunity.

OCR is part of the Cambridge Assessment Group. Cambridge Assessment is the brand name of University of Cambridge Local Examinations Syndicate (UCLES), which is itself a department of the University of Cambridge.



Section 3 (Narrative)

Booklet 4

The notes and pictures below give an outline of a skiing holiday in the Alps last year.

**Die Ankunft**



Das Hotel - wo? Die Gruppe - wie viele?  
Wie gefahren?




Hotelzimmer - Beschreibung

**Der erste Tag**



Wen getroffen?



Wetter? Angst?  
Warum / warum nicht?



Was gemacht?



**Später am Tag**



Wetter?




Was gemacht?



Wohin gegangen?  
Warum / warum nicht?

**Ein Ausflug**



Wohin gefahren? Wann?



Wie weit?  
Was gesehen?



Geschenke?

**Der letzte Abend**




Was gemacht? Wo?



Traurig? Warum - warum nicht?



Wen kennen gelernt?



---

Permission to reproduce items where third-party owned material protected by copyright is included has been sought and cleared where possible. Every reasonable effort has been made by the publisher (OCR) to trace copyright holders, but if any items requiring clearance have unwittingly been included, the publisher will be pleased to make amends at the earliest possible opportunity.

OCR is part of the Cambridge Assessment Group. Cambridge Assessment is the brand name of University of Cambridge Local Examinations Syndicate (UCLES), which is itself a department of the University of Cambridge.

Section 3 (Narrative)

Booklet 3

The notes and pictures below give an outline of a day's shopping in town during your exchange visit to Austria last year.

**In der Familie**

8:30



Was gemacht?


Wann aufgestanden?




Frühstück? Was? Mit wem?

**Die Fahrt in die Stadt**


9:30



Wann abgefahren?  
Wie? Mit wem?



Wo ausgestiegen?



**In der Stadt**

**KAUFHAUS**




Wohin gegangen?  
Was gekauft? Für wen? Teuer?  
Glücklich? Warum? Warum nicht?

**Später**

**Café**



Wohin gegangen? Warum?  
Was getrunken?

**Das Problem**



Wohin in der Stadt?  
Was vergessen? Wo?



Zurück! Glücklich?



---

Permission to reproduce items where third-party owned material protected by copyright is included has been sought and cleared where possible. Every reasonable effort has been made by the publisher (OCR) to trace copyright holders, but if any items requiring clearance have unwittingly been included, the publisher will be pleased to make amends at the earliest possible opportunity.

OCR is part of the Cambridge Assessment Group. Cambridge Assessment is the brand name of University of Cambridge Local Examinations Syndicate (UCLES), which is itself a department of the University of Cambridge.

Section 3 (Narrative)

Booklet 2

The notes and pictures below give an outline of a day out while staying at a youth hostel in Austria last year.

**In der Jugendherberge**



Wann aufgestanden?




Frühstück - wo?



Wetter?


**Die Radtour**





Was gemacht?

ZUM SEE  
30km


Wohin? Wie?




Glücklich? Warum?  
Warum nicht?



**Am Nachmittag**



Picknick? Wo? Was?



Problem - falsche Richtung

Wetter?

**Die Rückkehr**



Fahrräder - gefunden? Wann zurückgefahren?



Nass? Müde?



Jugendherberge - was gemacht?



**Das Abendessen**



Wohin? Was gemacht?



Glücklich - warum?



Schöner Tag?  
Wann geschlafen?



---

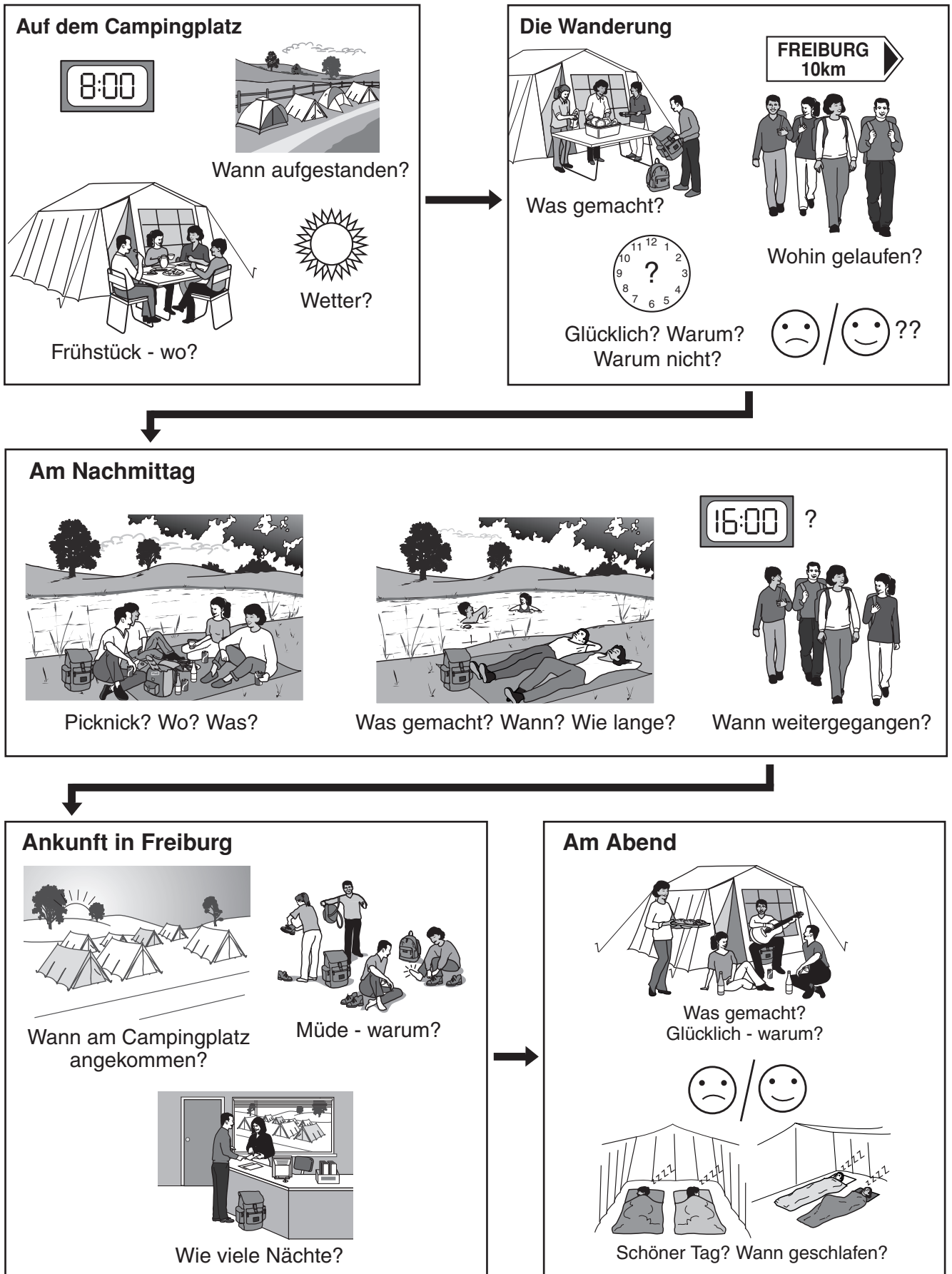
Permission to reproduce items where third-party owned material protected by copyright is included has been sought and cleared where possible. Every reasonable effort has been made by the publisher (OCR) to trace copyright holders, but if any items requiring clearance have unwittingly been included, the publisher will be pleased to make amends at the earliest possible opportunity.

OCR is part of the Cambridge Assessment Group. Cambridge Assessment is the brand name of University of Cambridge Local Examinations Syndicate (UCLES), which is itself a department of the University of Cambridge.

Section 3 (Narrative)

Booklet 1

The notes and pictures below give an outline of a camping holiday in Germany last year.



---

Permission to reproduce items where third-party owned material protected by copyright is included has been sought and cleared where possible. Every reasonable effort has been made by the publisher (OCR) to trace copyright holders, but if any items requiring clearance have unwittingly been included, the publisher will be pleased to make amends at the earliest possible opportunity.

OCR is part of the Cambridge Assessment Group. Cambridge Assessment is the brand name of University of Cambridge Local Examinations Syndicate (UCLES), which is itself a department of the University of Cambridge.