

**GENERAL CERTIFICATE OF SECONDARY EDUCATION
GERMAN**

F 2361/01

Listening

MONDAY 14 MAY 2007

Morning

Time: Approx. 45 minutes

Additional materials: None



* C U P / T 2 6 0 3 0 *

Candidate
Name

Centre
Number

--	--	--	--	--

Candidate
Number

--	--	--	--

INSTRUCTIONS TO CANDIDATES

- You will now have finished the five minutes' reading time for this paper.
- The test will begin now.
- During this introduction you should tell the invigilator immediately if you have any difficulty in hearing the recording. Once the test has begun the tape will not be stopped.
- Write your name, Centre number and Candidate number in the boxes above.
- Answer **all** the questions.
- Write your answers in blue or black ink.
- Do **not** write in the bar code.
- Do **not** write outside the box bordering each page.
- **WRITE YOUR ANSWER TO EACH QUESTION IN THE SPACE PROVIDED. ANSWERS WRITTEN ELSEWHERE WILL NOT BE MARKED.**

INFORMATION FOR CANDIDATES

- The number of marks for each question is given in brackets [] at the end of each question or part question.
- Listen carefully to the instructions and follow the example for each exercise.
- There will be pauses to give you time to read the questions and write your answers.
- You will hear all the recordings twice.
- You may write your answers at any time during the test.
- The total for this paper is 50 marks.
- Dictionaries are not allowed.
- Open your booklet now.

For Examiner's Use	
Section 1	
Section 2	
Total	

This document consists of **18** printed pages and **2** blank pages.

2
Section 1

Exercise 1: Questions 1–5

During work experience your boss tells you who people are.

Here is an **example**:

Frau Werner



A



B



C


The correct answer is: **C**

Now answer these five questions by ticking **one** box for each person.


1 Herr Wendel



A




B




C

[1]

2 Frau Huber



A



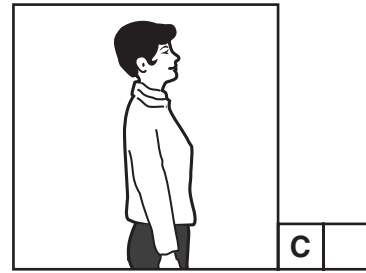
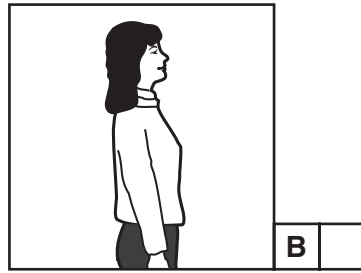

B



C

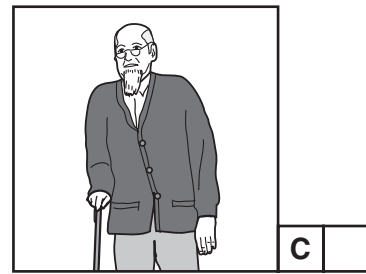

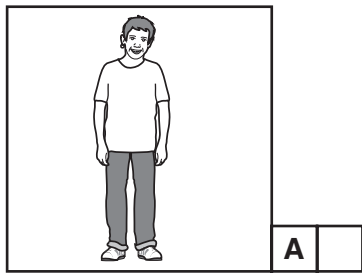
[1]

3 Frau Klein



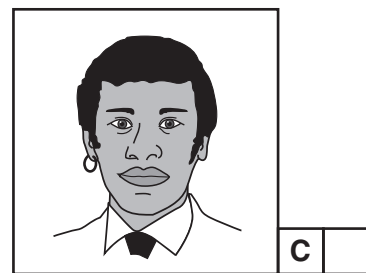


[1]

4 Herr Scharner



[1]

5 Herr Meyer



[1]

[Total: 5 marks]

Aufgabe 2: Fragen 6–10

Stefans Schule

Kreuzen Sie das richtige Kästchen an.

Beispiel: Wie viele Schüler?




700	800	900
A	B	C <input checked="" type="checkbox"/>

6 Wie lange ist eine Schulstunde?

35 Minuten	40 Minuten	45 Minuten
A	B	C

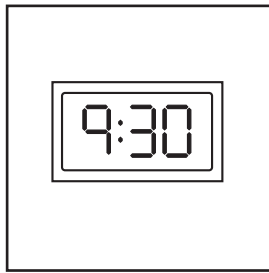
[1]

7 Was ist heute die erste Stunde?


		
A	B	C

[1]


8 Um wie viel Uhr ist die Pause?



A



B



C

[1]

9 Was macht Stefan in der Pause?



A




B




C

[1]

10 Wo macht Stefan Hausaufgaben?



A



B



C

[1]


[Total: 5 marks]

Aufgabe 3: Fragen 11–15

Wie helfen sie zu Hause?

Kreuzen Sie das richtige Kästchen an.

Beispiel: Wie hilft Gitta zu Hause?



A



B



C


11 Wie hilft Georg zu Hause?



A



B




C

[1]

12 Was macht Kirsten?



A




B



C

[1]

13 Was macht Stefan jeden Morgen?



A



B



C

[1]

14 Wie hilft Hildegard?



A



B




C

[1]

15 Was macht Olli?



A



B



C


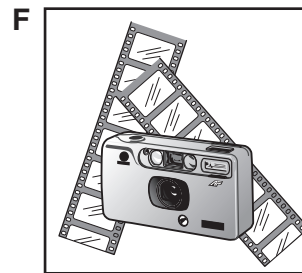
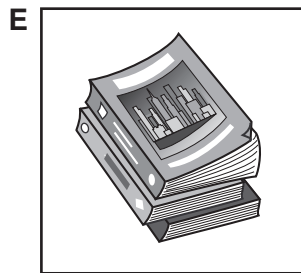

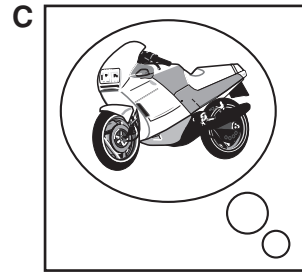
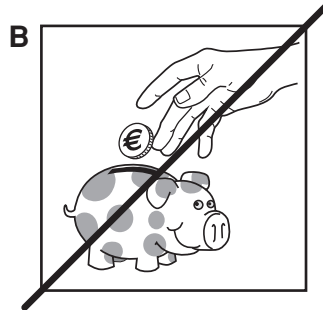
[1]

[Total: 5 marks]

Aufgabe 4: Fragen 16–20

Taschengeld

Für jede Person schreiben Sie den richtigen Buchstaben.



Beispiel: Hans	B
-----------------------	------------

16 Burckhardt [1]

17 Petra [1]

18 Torsten [1]

19 Claudia [1]

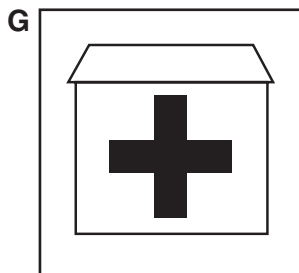



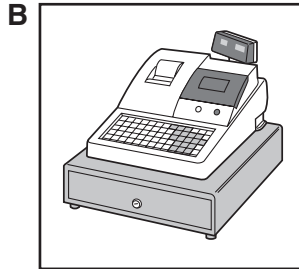
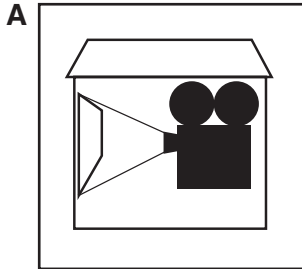
20 Thomas [1]

[Total: 5 marks]

Aufgabe 5: Fragen 21–25

Samstagsjobs.

Für jede Person schreiben Sie den richtigen Buchstaben.



Beispiel: Karsten **F**

21 Gisela [1]

22 Jürgen [1]

23 Gudrun [1]

24 Dieter [1]

25 Ulrike [1]




[Total: 5 marks]

Aufgabe 6: Fragen 26–30




Im Verkehrsamt

Kreuzen Sie das richtige Kästchen an.

Beispiel: Das Verkehrsamt schließt um




		
A <input type="checkbox"/>	B <input type="checkbox"/>	C <input checked="" type="checkbox"/>

26 Der Tourist möchte

		
A <input type="checkbox"/>	B <input type="checkbox"/>	C <input type="checkbox"/>

[1]


27 Er geht ins Museum.

		
A <input type="checkbox"/>	B <input type="checkbox"/>	C <input type="checkbox"/>

[1]

[PAUSE]

28 Er fährt



A



B




C

[1]


29 Die Haltestelle fürs Museum ist



A



B



C

[1]

30 Seine Eintrittskarte kostet



A



B



C

[1]

[Total: 5 marks]

12
Section 2

Exercise 1: Questions 1–5

What's on TV?

Answer the questions **in English**.

Example: What programme has just finished?

Answer: The news

1 What can viewers see in five minutes?
.....[1]

2 Who would enjoy the programme at 14.20?
.....[1]

[PAUSE]

3 What is the programme at 15.00 about?
.....[1]

4 Who would look forward to the broadcast from Munich?
.....[1]

[PAUSE]

5 Which Sunday programme does the TV presenter recommend?
.....[1]



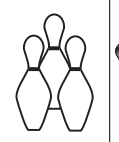





[Total: 5 marks]

Aufgabe 2: Fragen 6–10

Freizeit.

Was machen sie in ihrer Freizeit?

Für jede Person kreuzen Sie das richtige Kästchen an.

									
Beispiel:	Marianne						✓		
6	Sonja								[1]
7	Veronika								[1]
[PAUSE]									
8	Michael								[1]
[PAUSE]									
9	Christoph								[1]
10	Katharina								[1]

[Total: 5 marks]

Aufgabe 3: Fragen 11–15

Claudia und Alexander gehen einkaufen.

Welches Bild passt am besten? Kreuzen Sie das richtige Kästchen an.


Beispiel: Wo treffen sich Claudia und Alexander?



A




B

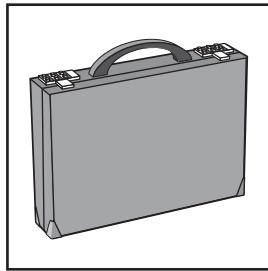


C

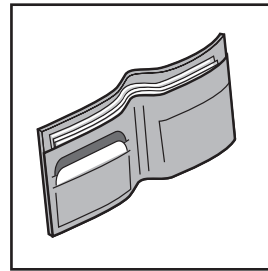
11 Was kauft Claudia für ihren Sohn?



A



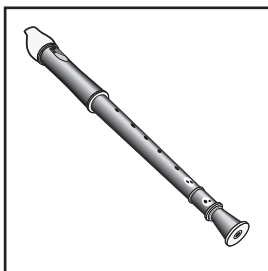
B




C

[1]

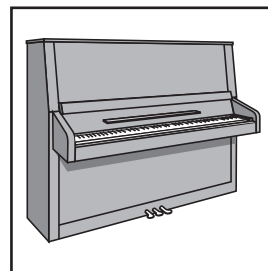
12 Welches Instrument spielt ihr Sohn?



A



B

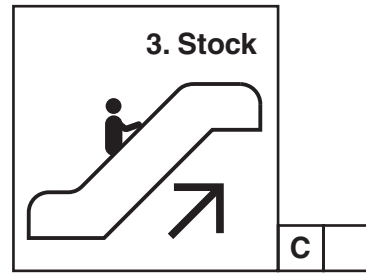
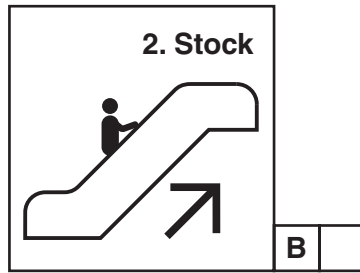
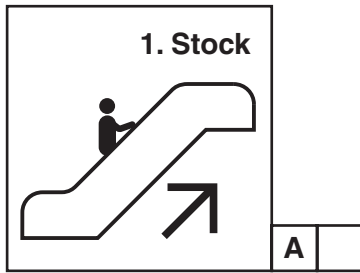


C

[1]

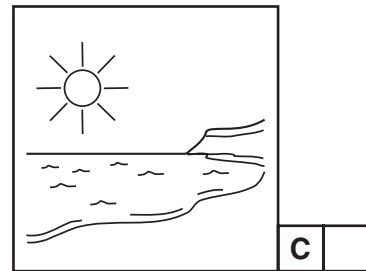
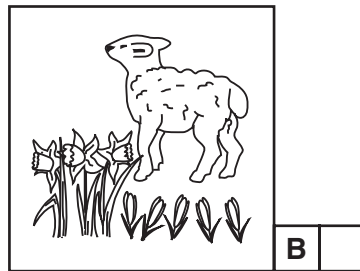
[PAUSE]

13 Wo sucht sie das Geschenk?




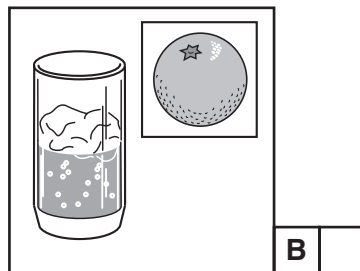

[1]

14 Welche Jahreszeit ist es?



[1]

15 Was will Claudia trinken?



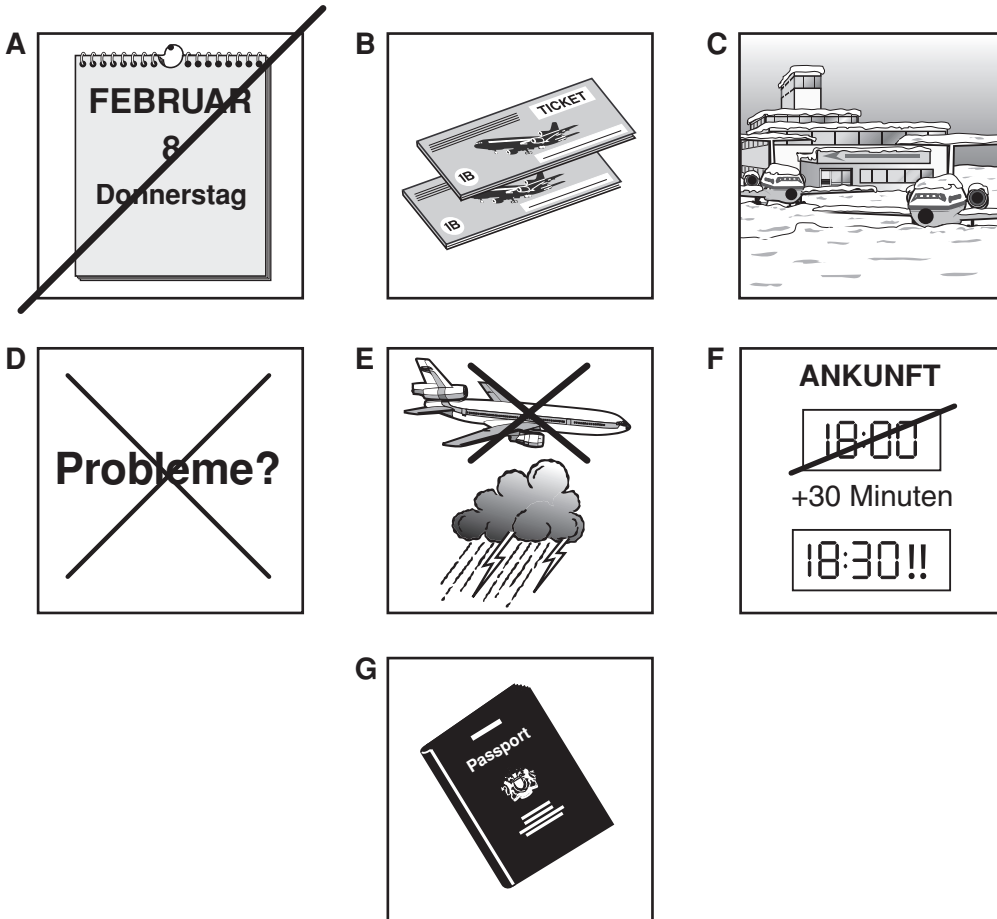
[1]

[Total: 5 marks]

Aufgabe 4: Fragen 16–20

Fluginformationen

Welches Bild passt am besten? Schreiben Sie den richtigen Buchstaben.



Beispiel: Datum ^A
--

16 Wien [1]

17 Paris [1]

[PAUSE]

18 Moskau [1]

19 Finnland [1]

[PAUSE]

20 Nicht vergessen! [1]

[Total: 5 marks]

18
BLANK PAGE

PLEASE DO NOT WRITE ON THIS PAGE

19
BLANK PAGE

PLEASE DO NOT WRITE ON THIS PAGE

PLEASE DO NOT WRITE ON THIS PAGE

Permission to reproduce items where third-party owned material protected by copyright is included has been sought and cleared where possible. Every reasonable effort has been made by the publisher (OCR) to trace copyright holders, but if any items requiring clearance have unwittingly been included, the publisher will be pleased to make amends at the earliest possible opportunity.

OCR is part of the Cambridge Assessment Group. Cambridge Assessment is the brand name of University of Cambridge Local Examinations Syndicate (UCLES), which is itself a department of the University of Cambridge.