

Write your name here

Surname

Other names

Pearson
Edexcel GCSE

Centre Number

--	--	--	--	--

Candidate Number

--	--	--	--

Geography B

Unit 2: People and the Planet

Higher Tier

Wednesday 8 June 2016 – Afternoon
Time: 1 hour 15 minutes

Paper Reference
5GB2H/01

You do not need any other materials.

Total Marks

Instructions

- Use **black** ink or ball-point pen.
- **Fill in the boxes** at the top of this page with your name, centre number and candidate number.
- In Section A, answer **all** questions.
- In Section B, answer **either** question 5 **or** 6.
- In Section C, answer **either** question 7 **or** 8.
- Answer the questions in the spaces provided
– *there may be more space than you need.*

Information

- The total mark for this paper is 78.
- The marks for **each** question are shown in brackets
– *use this as a guide as to how much time to spend on each question.*
- Questions labelled with an **asterisk** (*) are ones where the quality of your written communication will be assessed
– *you should take particular care on these questions with your spelling, punctuation and grammar, as well as the clarity of expression.*
- The marks available for spelling, punctuation and grammar are clearly indicated.

Advice

- Read each question carefully before you start to answer it.
- Check your answers if you have time at the end.

Turn over ►

P46473A

©2016 Pearson Education Ltd.

1/1/1/1/1



PEARSON

SECTION A – INTRODUCTION TO PEOPLE AND THE PLANET

Answer ALL questions in this section.

Topic 1: Population Dynamics

1 Figure 1 shows the demographic transition model.

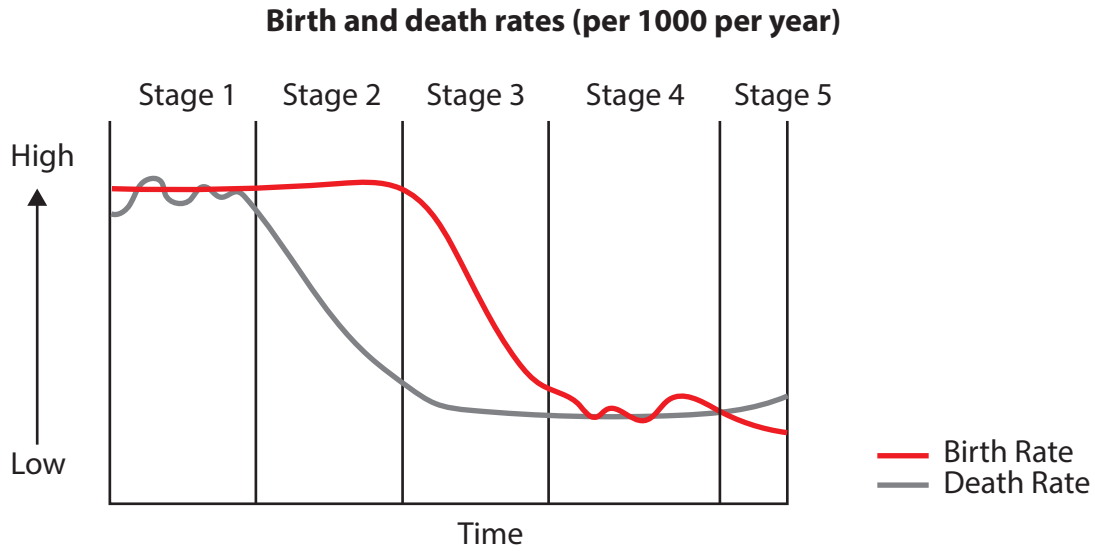


Figure 1

(a) Study Figure 1.

Describe the changes in birth rate from the start of Stage 1 until the end of Stage 3.

(2)

.....

.....

.....

.....



(b) Describe the different policies that may be used to reduce immigration.

(4)

DO NOT WRITE IN THIS AREA

DO NOT WRITE IN THIS AREA

DO NOT WRITE IN THIS AREA



* (c) Explain why countries at different levels of development have very different population structures.

You may use a diagram(s) in your answer.

(6)

DO NOT WRITE IN THIS AREA

DO NOT WRITE IN THIS AREA

DO NOT WRITE IN THIS AREA

.....

.....

.....

.....

.....

.....

.....

.....

.....

.....

.....

.....

.....

.....

.....

.....

.....

.....

.....

.....

.....

.....

.....

(Total for Question 1 = 12 marks)



Topic 2: Consuming Resources

2 Figure 2 shows the changes in energy consumption in the UK, 1970 and 2010.

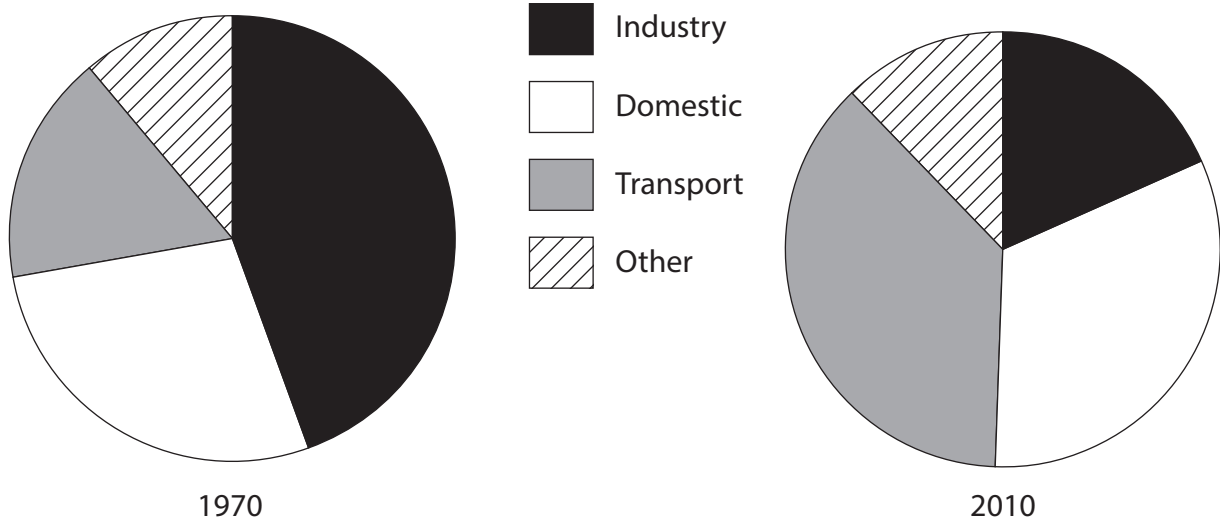


Figure 2

(a) Study Figure 2.

Outline **one** change in UK energy consumption between 1970 and 2010.

(2)

.....

.....

.....

.....

(b) Explain how governments try to manage resource consumption.

(4)

.....

.....

.....

.....

.....

.....

.....

.....

.....

DO NOT WRITE IN THIS AREA

DO NOT WRITE IN THIS AREA

DO NOT WRITE IN THIS AREA



* (c) Explain how new technologies might help solve resource shortages.

(6)

Area with horizontal dotted lines for writing the answer.

(Total for Question 2 = 12 marks)

DO NOT WRITE IN THIS AREA

DO NOT WRITE IN THIS AREA

DO NOT WRITE IN THIS AREA



Topic 3: Globalisation

3 Figure 3 shows a clothing factory in Bangladesh, a country in the developing world.



Figure 3

(a) Study Figure 3.

Describe the working conditions in factories such as this one.

(2)

.....

.....

.....

.....



(b) For a named transnational corporation (TNC), explain how it operates in different parts of the world.

(4)

Chosen TNC

.....

.....

.....

.....

.....

.....

.....

.....

.....

DO NOT WRITE IN THIS AREA

DO NOT WRITE IN THIS AREA

DO NOT WRITE IN THIS AREA



DO NOT WRITE IN THIS AREA

DO NOT WRITE IN THIS AREA

DO NOT WRITE IN THIS AREA

* (c) Examine the impacts of globalisation on different groups of people in the developed world.

(6)

Area with horizontal dotted lines for writing.

(Total for Question 3 = 12 marks)



Topic 4: Development Dilemmas

4 Figure 4 shows the relationship between Gross Domestic Product (GDP) per capita and child mortality for selected countries in 2013.

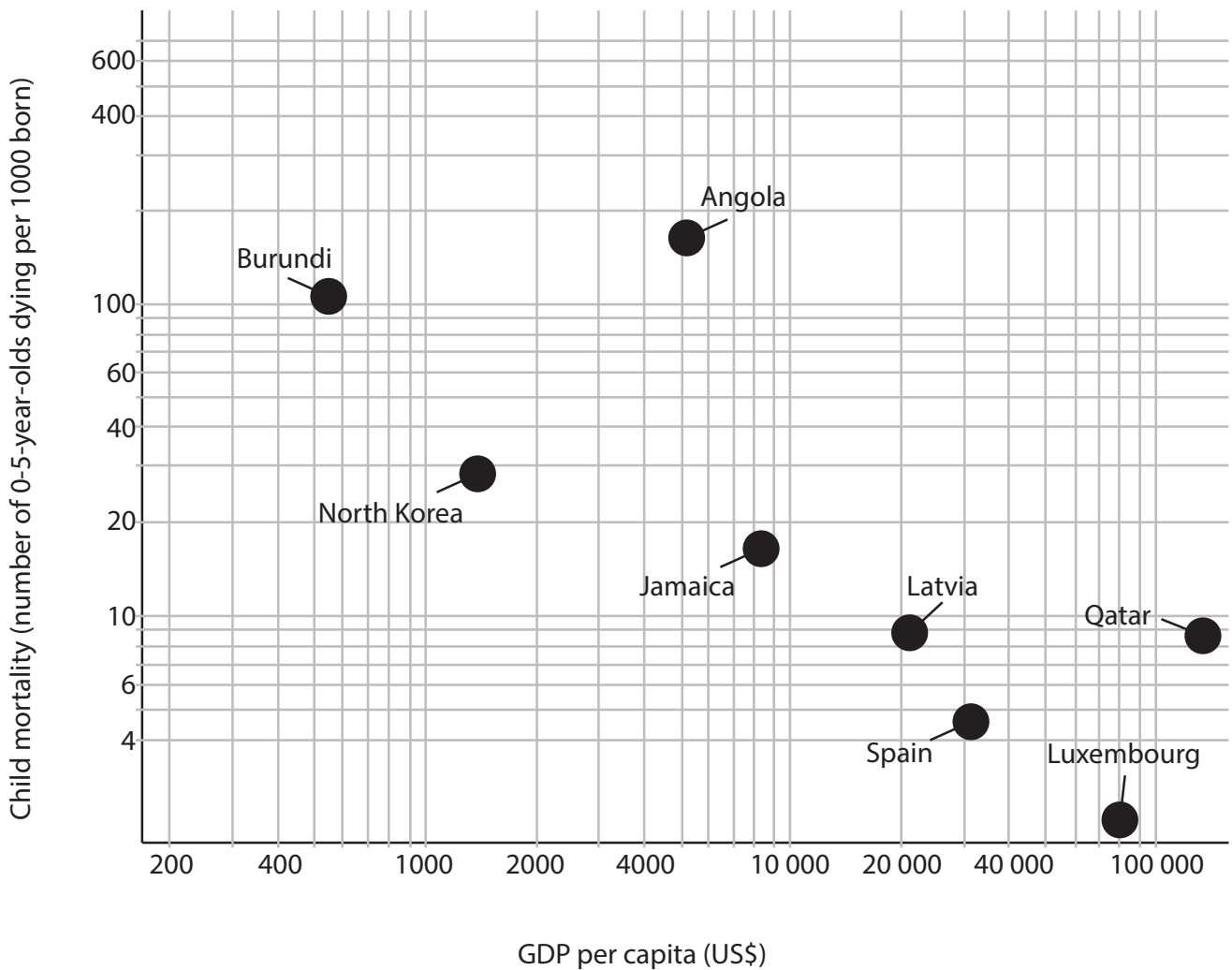


Figure 4

(a) Study Figure 4.

Describe the relationship shown on Figure 4.

(2)

.....

.....

.....

.....



(b) For a named large top-down project in a developing country, describe the impact that it has had on different groups of people.

(4)

Chosen large top-down project

.....

.....

.....

.....

.....

.....

.....

.....

.....

DO NOT WRITE IN THIS AREA

DO NOT WRITE IN THIS AREA

DO NOT WRITE IN THIS AREA



*(c) Explain why levels of development may vary within a country.

(6)

Area with horizontal dotted lines for writing the answer.

(Total for Question 4 = 12 marks)

TOTAL FOR SECTION A = 48 MARKS

DO NOT WRITE IN THIS AREA

DO NOT WRITE IN THIS AREA

DO NOT WRITE IN THIS AREA



DO NOT WRITE IN THIS AREA

DO NOT WRITE IN THIS AREA

DO NOT WRITE IN THIS AREA

BLANK PAGE
SECTION B BEGINS ON THE NEXT PAGE.



SECTION B – SMALL-SCALE PEOPLE AND THE PLANET

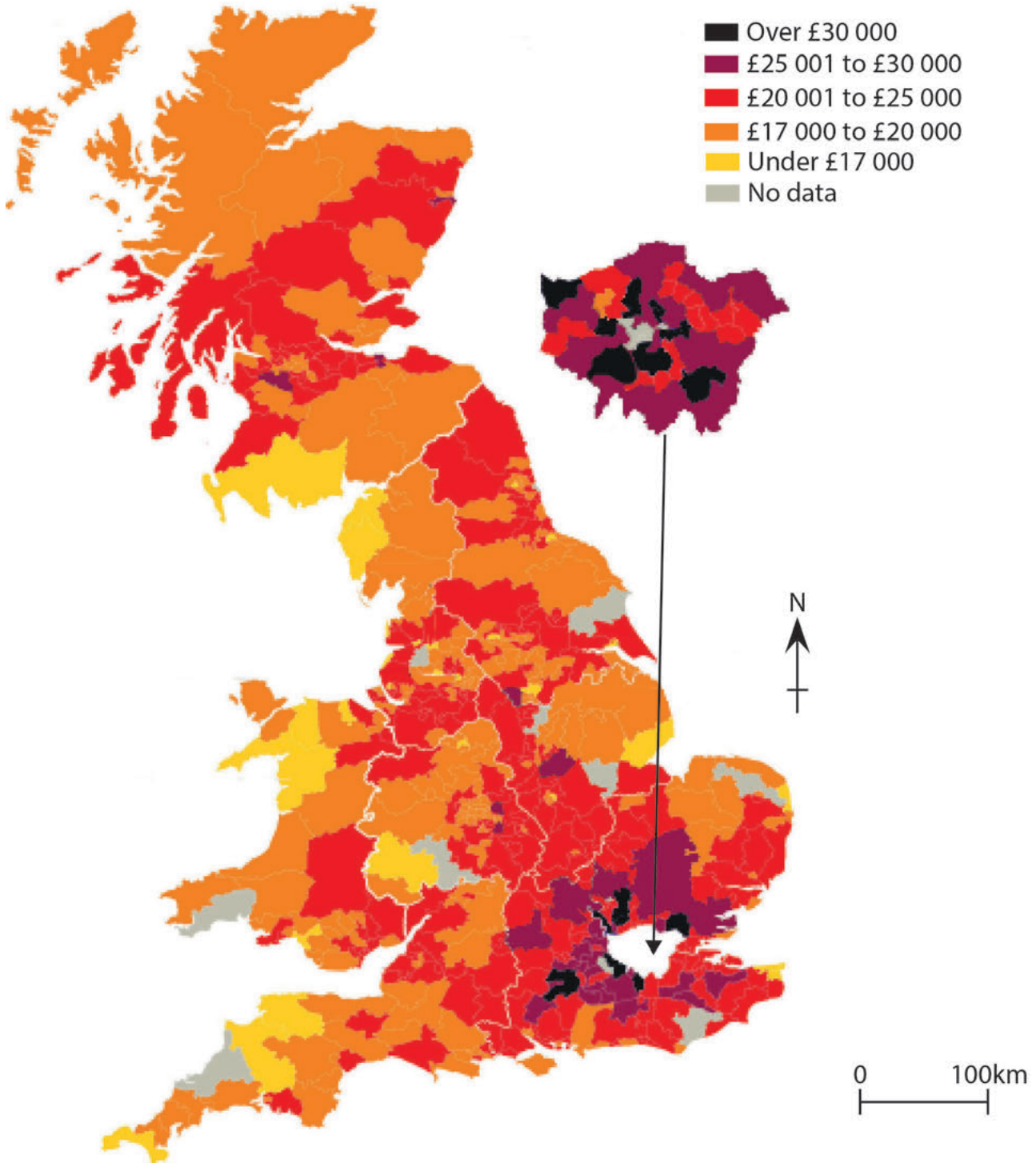
Answer ONE question in this section.

Topic 5: The Changing Economy of the UK

If you answer Question 5 put a cross in the box .

Spelling, punctuation and grammar will be assessed in 5*(b).

5 Figure 5 shows the variations in average earnings in part of the UK, 2011.



(Source: ONS)

Figure 5



DO NOT WRITE IN THIS AREA

DO NOT WRITE IN THIS AREA

DO NOT WRITE IN THIS AREA

(a) Study Figure 5.

(i) Describe the distribution of areas where average earnings are under £17 000.

(2)

.....

.....

.....

.....

(ii) Suggest **one** reason for the distribution that you have described in (a)(i).

(2)

.....

.....

.....

.....



P 4 6 4 7 3 A 0 1 5 2 8

*(b) Compare the costs and benefits of developing greenfield sites.

(8)

Area with horizontal dotted lines for writing.

(Total for spelling, punctuation and grammar = 3 marks)

(Total for Question 5 = 15 marks)

DO NOT WRITE IN THIS AREA

DO NOT WRITE IN THIS AREA

DO NOT WRITE IN THIS AREA



DO NOT WRITE IN THIS AREA

DO NOT WRITE IN THIS AREA

DO NOT WRITE IN THIS AREA

BLANK PAGE
QUESTION 6 BEGINS ON THE NEXT PAGE.



Topic 6: Changing Settlements in the UK

If you answer Question 6 put a cross in the box .

Spelling, punctuation and grammar will be assessed in 6*(b).

6 Figure 6 shows the variations in the population change across part of the UK.

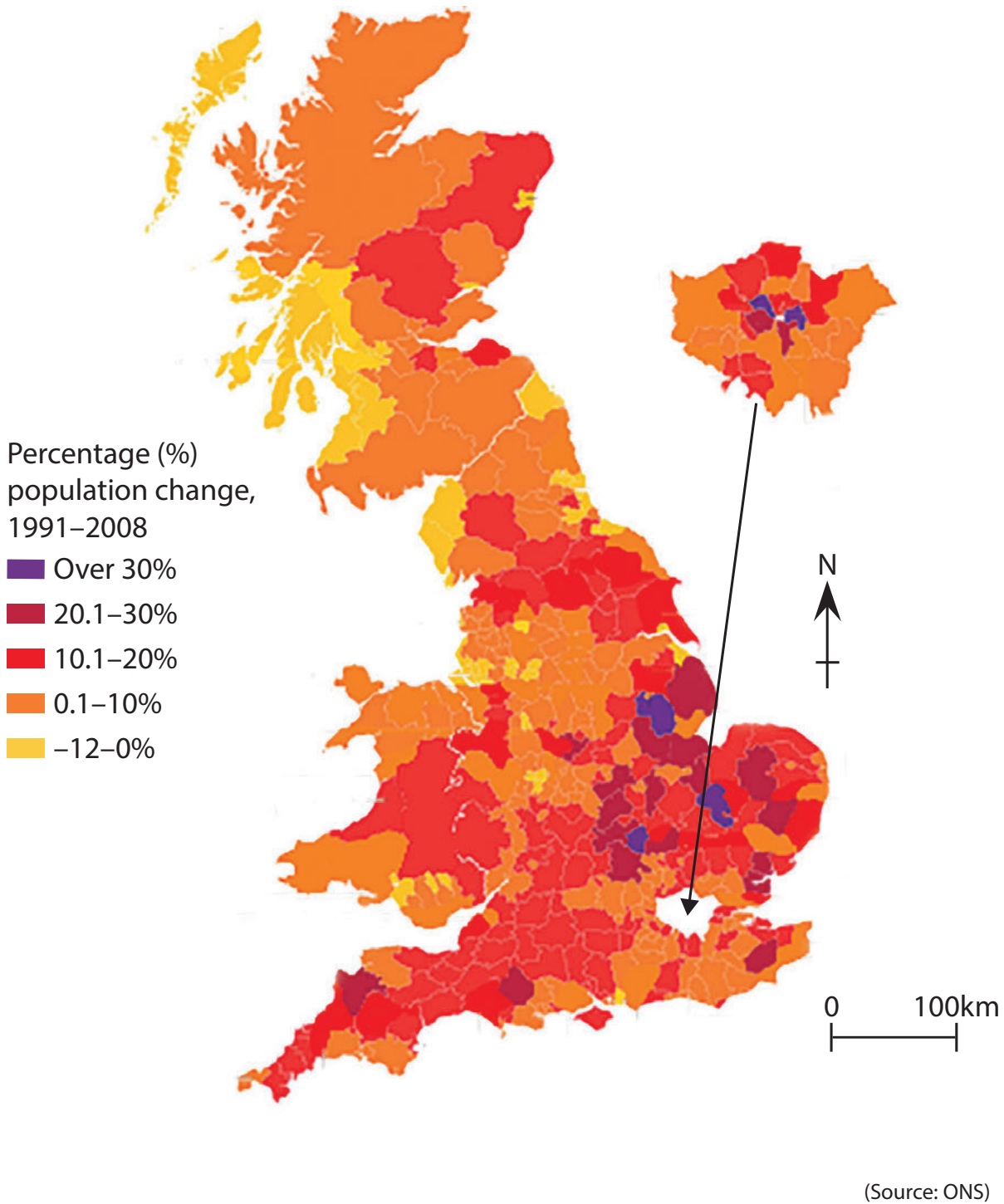


Figure 6

DO NOT WRITE IN THIS AREA

DO NOT WRITE IN THIS AREA

DO NOT WRITE IN THIS AREA



DO NOT WRITE IN THIS AREA

DO NOT WRITE IN THIS AREA

DO NOT WRITE IN THIS AREA

(a) Study Figure 6.

(i) Describe the distribution of areas where the population decreased between 1991 and 2008.

(2)

.....

.....

.....

.....

(ii) Suggest **one** reason for the distribution you have described in (a)(i).

(2)

.....

.....

.....

.....



P 4 6 4 7 3 A 0 1 9 2 8

* (b) Examine the success of strategies to improve urban areas in the UK.

(8)

Area with horizontal dotted lines for writing.

(Total for spelling, punctuation and grammar = 3 marks)

(Total for Question 6 = 15 marks)

TOTAL FOR SECTION B = 15 MARKS

DO NOT WRITE IN THIS AREA

DO NOT WRITE IN THIS AREA

DO NOT WRITE IN THIS AREA



SECTION C – LARGE-SCALE PEOPLE AND THE PLANET

Answer ONE question in this section.

Topic 7: The Challenges of an Urban World

If you answer Question 7 put a cross in the box .

Spelling, punctuation and grammar will be assessed in 7*(c).

7 Figure 7 shows a road in Lagos, a 'megacity' in the developing world.



Figure 7

(a) Study Figure 7.

Outline **one** challenge resulting from rapid population growth in cities in the developing world such as Lagos.

(2)

.....

.....

.....

.....

DO NOT WRITE IN THIS AREA

DO NOT WRITE IN THIS AREA

DO NOT WRITE IN THIS AREA



(b) Suggest **one** reason for the rapid population growth of developing world cities.

(2)

.....

.....

.....

.....

DO NOT WRITE IN THIS AREA

DO NOT WRITE IN THIS AREA

DO NOT WRITE IN THIS AREA



Topic 8: The Challenges of a Rural World

If you answer Question 8 put a cross in the box .

Spelling, punctuation and grammar will be assessed in 8*(c).

8 Figure 8 shows an isolated rural area on the Isle of Harris, Scotland.



Figure 8

(a) Study Figure 8.

Outline **one** challenge facing the Isle of Harris as a result of rural isolation.

(2)

.....

.....

.....

.....

(b) Define the term **cash-crop farming**.

(2)

.....

.....

.....

.....

DO NOT WRITE IN THIS AREA

DO NOT WRITE IN THIS AREA

DO NOT WRITE IN THIS AREA



DO NOT WRITE IN THIS AREA

DO NOT WRITE IN THIS AREA

DO NOT WRITE IN THIS AREA

* (c) Examine how intermediate technology can benefit rural areas in the developing world.

(8)

Area with horizontal dotted lines for writing.

(Total for spelling, punctuation and grammar = 3 marks)

(Total for Question 8 = 15 marks)

TOTAL FOR SECTION C = 15 MARKS

TOTAL FOR PAPER = 78 MARKS



P 4 6 4 7 3 A 0 2 5 2 8

DO NOT WRITE IN THIS AREA

DO NOT WRITE IN THIS AREA

DO NOT WRITE IN THIS AREA

BLANK PAGE



DO NOT WRITE IN THIS AREA

DO NOT WRITE IN THIS AREA

DO NOT WRITE IN THIS AREA

BLANK PAGE



DO NOT WRITE IN THIS AREA

DO NOT WRITE IN THIS AREA

DO NOT WRITE IN THIS AREA

BLANK PAGE

Every effort has been made to contact copyright holders to obtain their permission for the use of copyright material. Edexcel, a product of Pearson Education Ltd. will, if notified, be happy to rectify any errors or omissions and include any such rectifications in future editions.

