

Centre Number						Candidate Number				
Surname										
Other Names										
Candidate Signature										

For Examiner's Use	
Examiner's Initials	
Question	Mark
1	
2	
TOTAL	



General Certificate of Secondary Education
Higher Tier
June 2012

Geography (Specification B)

40353H

H

Unit 3 Investigating the Shrinking World

Monday 25 June 2012 9.00 am to 10.00 am

For this paper you must have:

- the insert (enclosed).
- You may use a calculator.

Time allowed

- 1 hour

Instructions

- Use black ink or black ball-point pen. You may use pencil for maps, diagrams and graphs.
- Fill in the boxes at the top of this page.
- Answer **either** Section A (Question 1) **or** Section B (Question 2).
- You must answer the questions in the spaces provided. Do not write outside the box around each page or on blank pages.
- Do all rough work in this book. Cross through any work you do not want to be marked.
- Use case studies to support your answers where appropriate.

Information

- The marks for questions are shown in brackets.
- The maximum mark for this paper is 50.
- You are reminded of the need for good English and clear presentation in your answers. Where applicable, questions should be answered in continuous prose. Quality of Written Communication will be assessed in all answers.



J U N 1 2 4 0 3 5 3 H 0 1

Answer **either** Section A (Question 1) **or** Section B (Question 2).

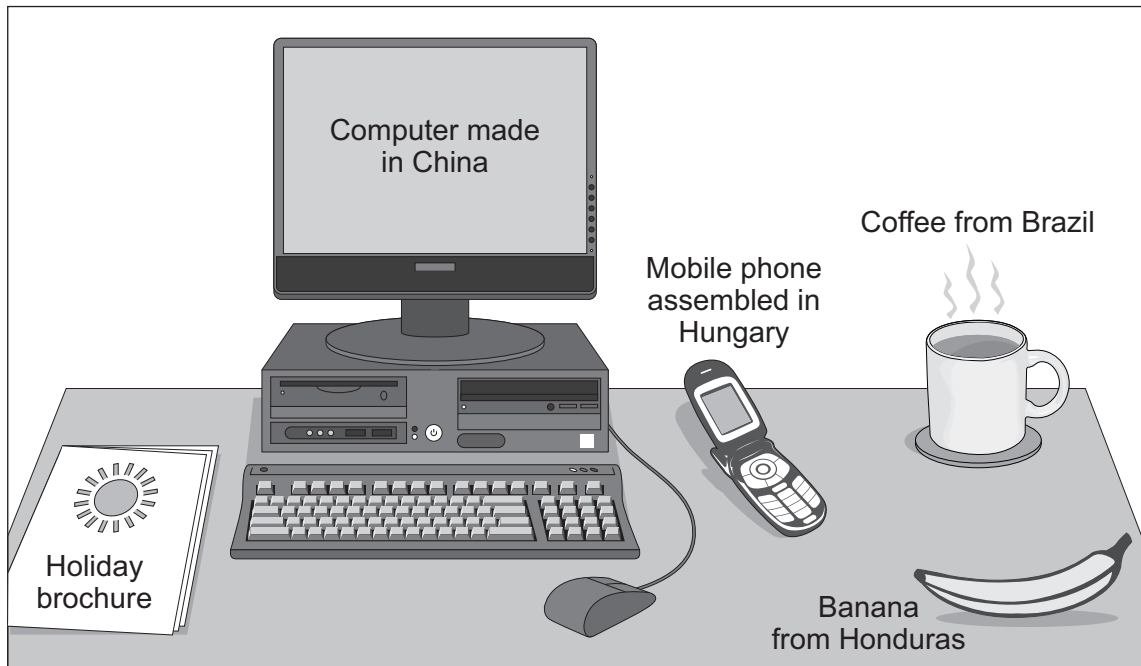
Section A – Investigating the Globalisation of Industry

Use case studies to support your answers where appropriate.

Total for this question: 50 marks

- 1 (a) Study **Figure 1**. Anatoly is a student who lives in the United Kingdom (UK). **Figure 1** shows some of his connections with the world.

Figure 1



How does the range of objects on Anatoly's desk show globalisation?

.....

.....

.....

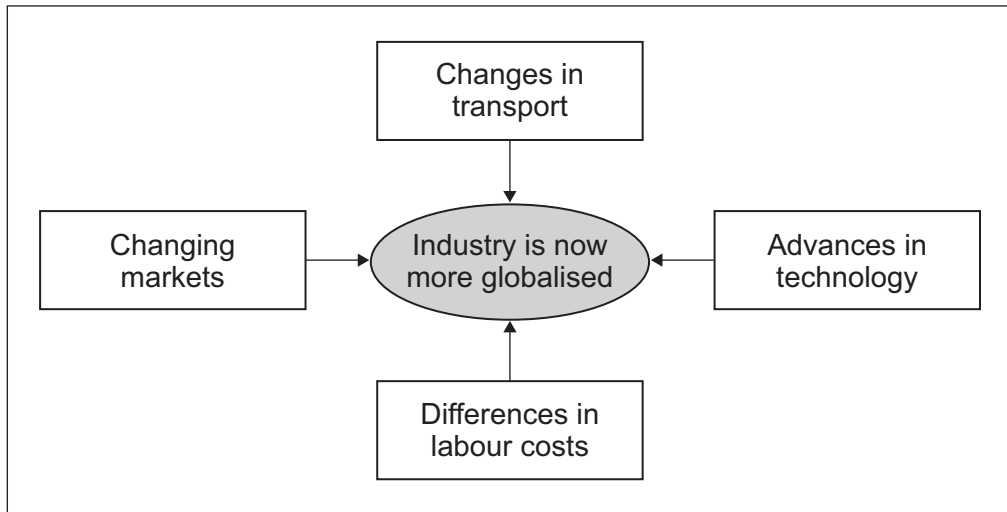
.....

(2 marks)



1 (b) Study **Figure 2**. **Figure 2** shows four reasons why industry is now more globalised.

Figure 2



Explain why industry is now more globalised.
Use **Figure 2** and your own knowledge.

.....

.....

.....

.....

.....

.....

.....

.....

.....

.....

.....

.....

.....

.....

.....

.....

.....

.....

.....

.....

.....

.....

.....

(6 marks)

Question 1 continues on the next page

Turn over ►



Extra space
.....
.....
.....


1 (c) Study **Figure 3**. **Figure 3** is part of a news article about proposed wind turbine factories in the UK.

Figure 3

Third transnational corporation announces UK wind energy investment

The German company Siemens has today announced that it is to build an £80 million wind turbine factory in the UK. This factory will employ 700 people and will create 1500 jobs elsewhere in the UK.

This announcement is the third major boost to the UK's wind energy industry in the past month after the Japanese company Mitsubishi announced it is to invest £100 million. The American company GE confirmed last week that it will invest £99 million in a UK factory to make wind turbines.



Wind turbine factory

1 (c) (i) Suggest why Siemens wants to locate its wind turbine factory in the UK.

.....
.....
.....
.....



.....
.....
.....
.....
(4 marks)

Extra space

.....
.....
.....

1 (c) (ii) Describe the benefits that the opening of new factories could bring to an area.
Use **Figure 3** and your own knowledge.

.....
.....
.....
.....
.....
.....
.....
.....
.....
.....
(4 marks)

Extra space

.....
.....
.....

Question 1 continues on the next page

Turn over ►




1 (c) (iii) Suggest why some people in the UK did not welcome the news in **Figure 3**.

.....
.....
.....
.....

(2 marks)

1 (c) (iv) Study **Figure 4**. **Figure 4** shows comments made by the manager of a factory in the UK. Her factory could supply parts to the Siemens wind turbine factory shown in **Figure 3**.

Figure 4



Suggest reasons for the comments made by the manager in **Figure 4**.

.....
.....
.....
.....
.....
.....
.....
.....

(4 marks)



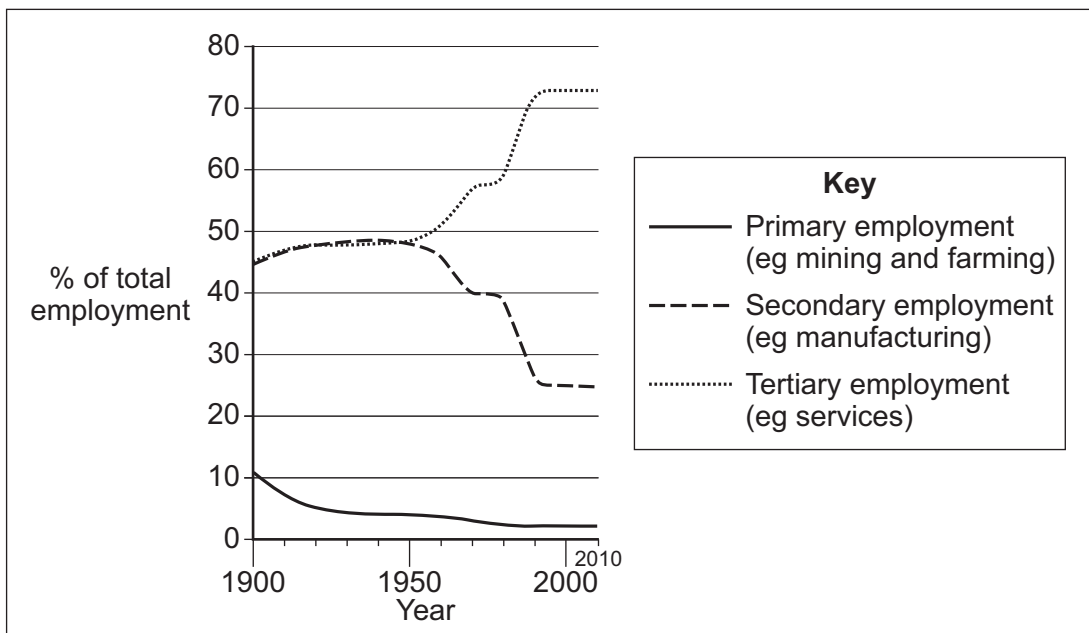
1 (c) (v) Suggest why factory managers in less developed countries might not agree with the comments in **Figure 4**.

.....
.....
.....
.....

(2 marks)

1 (d) Study **Figure 5**. **Figure 5** shows changes in UK industrial structure.

Figure 5



Describe changes in the UK's industrial structure, as shown in **Figure 5**.

.....
.....
.....
.....
.....
.....
.....
.....

(4 marks)

Turn over ►



1 (e) Explain how industrial decline has affected an area that you have studied.

Name of area

Explanation

.....

.....

.....

.....

.....

.....

.....

.....

.....

.....

.....

.....

.....

.....

.....

(8 marks)

Extra space

.....

.....

.....

.....

.....



1 (f) Explain what can be done to attract industry to an area.

.....

.....

.....

.....

.....

.....

.....

.....

.....

.....

.....

.....

.....

.....

.....

.....

.....

.....

.....

.....

(6 marks)

Extra space

.....

.....

.....

.....

.....

Question 1 continues on the next page

Turn over ▶



1 (g) Study Figure 6. Figure 6 shows a shopping bag made from newspaper.

Figure 6

The bag is handmade by homeless young people in Delhi, India

String handle threaded through punched holes

Double thickness newspaper is folded and glued

Young people on bicycles collect old newspapers from homes in Delhi



Explain why the making of the shopping bag is an example of appropriate technology. Use Figure 6 and your own knowledge.

.....

.....

.....

.....

.....

.....

.....

.....

.....

.....

(4 marks)



Extra space

.....

.....

.....

1 (h) (i) What is meant by ‘the development gap’?

.....

.....

.....

.....

(2 marks)

1 (h) (ii) Suggest how the growth of industry could help to reduce the development gap.

.....

.....

.....

.....

(2 marks)

50

End of Section A

Turn over ►



Answer **either** Section A (Question 1) **or** Section B (Question 2).

Section B: Investigating Global Tourism

Use case studies to support your answers where appropriate.

Total for this question: 50 marks

2 (a) Study **Figure 7** on the insert. **Figure 7** is a photograph of a holiday destination.

2 (a) (i) Give **two** pieces of evidence from **Figure 7** which suggest that the destination shown is a mass tourism destination.





1

2

(2 marks)

2 (a) (ii) Study **Figure 8**. **Figure 8** shows some changes to the holidays taken by people from the UK since the 1950s.

Figure 8

1950s	1960s	1980s	2000s
			
<p>Many people had one week's holiday in the UK, often at the seaside.</p>	<p>More people were able to travel to destinations abroad.</p>	<p>Holidays to faraway places grew in popularity.</p>	<p>More people took two or three holidays each year, more often travelling independently.</p>



2 (a) (ii) Explain why the changes shown in **Figure 8** have taken place.

.....

.....

.....

.....

.....

.....

.....

.....

.....

.....

.....

.....

.....

.....

.....

.....

.....

.....

.....

.....

.....

.....

(6 marks)

Extra space

.....

.....

.....

.....

.....

Question 2 continues on the next page

Turn over ▶



2 (a) (iii) Explain how increased **international travel** affects the environment.

.....

.....

.....

.....

.....

.....

.....

.....

.....

.....

.....

.....

.....

.....

.....

.....

.....

.....

.....

.....

.....

.....

(6 marks)

Extra space

.....

.....

.....

.....

.....



Question 2 continues on the next page

**DO NOT WRITE ON THIS PAGE
ANSWER IN THE SPACES PROVIDED**

Turn over ►



2 (b) Study **Figure 9**. **Figure 9** is an extract from the internet homepage of a global tourism company.

Figure 9

Figure 9 is not reproduced here due to third-party copyright constraints.
Figure 9 shows a homepage from a global tourism company.

Suggest how technology, such as that shown in **Figure 9**, has helped tourism to become a global industry.

.....

.....

.....

.....

.....

.....

.....

.....

.....

(4 marks)



Extra space

.....

.....

.....

2 (c) Study **Figure 10** on the insert. **Figure 10** gives information about the Galapagos Islands in the Pacific Ocean.

2 (c) (i) Explain why the physical environment attracts tourists.
Use **Figure 10** and your own knowledge.

.....

.....

.....

.....

.....

.....

.....

.....

.....

.....

.....

(4 marks)

Extra space

.....

.....

.....

Question 2 continues on the next page

Turn over ►



2 (c) (ii) Explain how management is helping to reduce the **negative impacts** of tourism on the environment in the Galapagos Islands.
Use **Figure 10** to help you.

.....

.....

.....

.....

.....

.....

.....

.....

.....

(4 marks)

Extra space

.....

.....

.....



2 (d) (i) Explain how tourism can benefit a destination and its people.
Use an example(s) that you have studied.

.....

.....

.....

.....

.....

.....

.....

.....

.....

.....

.....

.....

.....

.....

.....

.....

.....

.....

.....

.....

.....

.....

.....

(8 marks)

Extra space

.....

.....

.....

.....

.....

.....

.....

.....

.....

Question 2 continues on the next page

Turn over ▶



2 (d) (ii) Tourism can be used to reduce the development gap.

What is meant by 'the development gap'?

.....

.....

.....

.....

(2 marks)



2 (e) (i) Give **two** characteristics of a tourist honeypot.

1

.....

2

.....

(2 marks)

2 (e) (ii) The following table lists some conflicts in tourist honeypots.

Conflict	between	caused by
1.	Visitors and farmers	Crops trampled / gates left open
2.	Visitors and local residents	Congested roads

Suggest how **one** of these conflicts could be resolved.

.....

.....

.....

.....

.....

.....

.....

.....

(4 marks)

Extra space

.....

.....

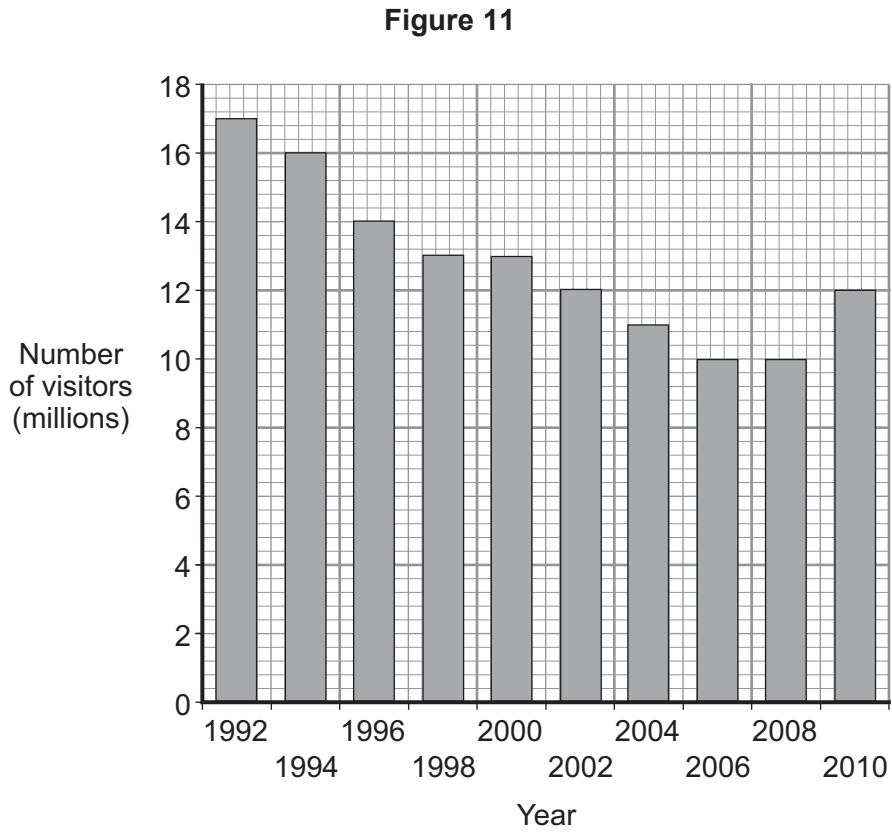
.....

Question 2 continues on the next page

Turn over ►



2 (f) Study **Figure 11**. **Figure 11** shows the number of visitors to a UK seaside resort between 1992 and 2010.



2 (f) (i) Describe changes in the number of visitors between 1992 and 2010.

.....

.....

.....

.....

.....

.....

.....

.....

.....

(4 marks)



2 (f) (ii) Suggest **two** impacts of the decline of tourism in an area that you have studied.

1

.....

.....

.....

2

.....

.....

.....

(4 marks)

50

END OF QUESTIONS



There are no questions printed on this page

**DO NOT WRITE ON THIS PAGE
ANSWER IN THE SPACES PROVIDED**

ACKNOWLEDGEMENT OF COPYRIGHT-HOLDERS AND PUBLISHERS

Permission to reproduce all copyright material has been applied for. In some cases, efforts to contact copyright-holders have been unsuccessful and AQA will be happy to rectify any omissions of acknowledgements in future papers if notified.

Question 1 (c) © Getty Images
Question 1 (g) New Overseas Traders
Question 2 (a) (ii) *Geog. GCSE* by ANNA J KING *et al.* (OUP, 2006), copyright Oxford University Press, 2006, reprinted by permission of Oxford University Press

Copyright © 2012 AQA and its licensors. All rights reserved.

