

Centre Number						Candidate Number				
Surname										
Other Names										
Candidate Signature										

For Examiner's Use	
Examiner's Initials	
Question	Mark
1	
2	
TOTAL	



General Certificate of Secondary Education
Higher Tier
June 2011

Geography (Specification B)

40353H

H

Unit 3 Investigating the Shrinking World

Friday 24 June 2011 9.00 am to 10.00 am

For this paper you must have:

- the insert (enclosed).
- You may use a calculator.

Time allowed

- 1 hour

Instructions

- Use black ink or black ball-point pen. You may use pencil for maps, diagrams and graphs.
- Fill in the boxes at the top of this page.
- Answer **either** Section A (Question 1) **or** Section B (Question 2).
- You must answer the questions in the spaces provided. Do not write outside the box around each page or on blank pages.
- Do all rough work in this book. Cross through any work you do not want to be marked.
- Use case studies to support your answers where appropriate.

Information

- The marks for questions are shown in brackets.
- The maximum mark for this paper is 50.
- You are reminded of the need for good English and clear presentation in your answers. Where applicable, questions should be answered in continuous prose. Quality of Written Communication will be assessed in all answers.



J U N 1 1 4 0 3 5 3 H 0 1

Answer **either** Section A (Question 1) **or** Section B (Question 2).

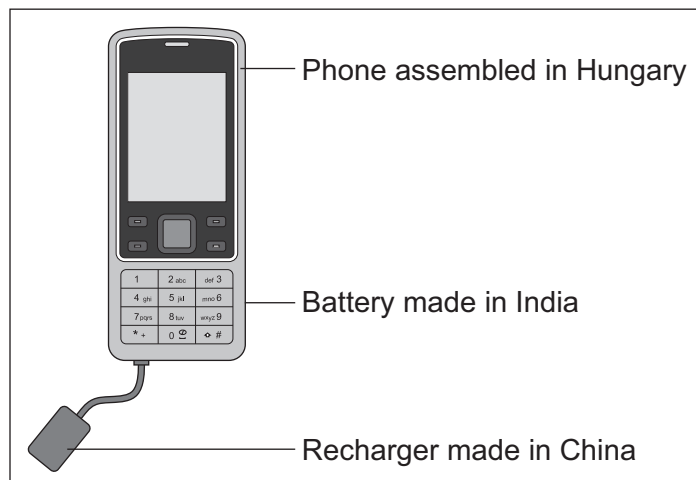
Section A – Investigating the Globalisation of Industry

Use case studies to support your answers where appropriate.

Total for this question: 50 marks

- 1 (a)** Study **Figure 1**. **Figure 1** shows a mobile phone sold in the UK.

Figure 1



- 1 (a) (i)** Complete the sentence below. Circle the correct answer in the brackets.

The mobile phone is a UK [**product** / **import** / **export**].

(1 mark)

- 1 (a) (ii)** What evidence in **Figure 1** suggests that a transnational corporation (TNC) made the mobile phone?

.....

.....

(1 mark)



1 (b) Study **Figure 2** on the insert. **Figure 2** shows where Nokia’s headquarters, research and development, and production operations are located.

Nokia is a TNC that makes mobile phones.

1 (b) (i) Complete the table below. Write the correct operation next to **each** definition.

Headquarters	Research and development	Production
Operation	Definition	
	Making goods in a factory	
	Offices where the managers controlling the company work	
	Testing and improving new ideas	

(2 marks)

1 (b) (ii) Describe the global distribution of Nokia’s operations, as shown in **Figure 2**.

.....

.....

.....

.....

.....

.....

.....

.....

.....

.....

(4 marks)

Extra space

.....

.....

.....

Question 1 continues on the next page

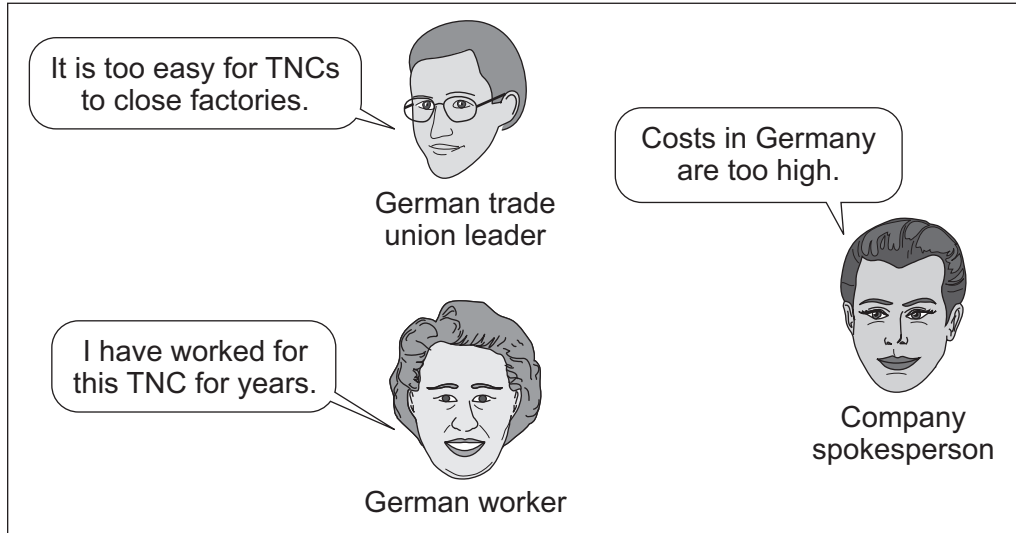
Turn over ►



1 (c) In 2007 Nokia closed a mobile phone factory in Germany. Production moved to a new factory built in an economically developing area in Romania.

Study **Figure 3**. **Figure 3** shows different views about this move.

Figure 3



1 (c) (i) Suggest why Nokia has moved mobile phone production from Germany to Romania.

.....

.....

.....

.....

.....

.....

.....

.....

.....

.....

(4 marks)

Extra space

.....

.....

.....



1 (c) (ii) With the help of **Figure 3**, describe **two** effects in Germany of closing the Nokia factory.

1

.....

.....

.....

2

.....

.....

.....

(4 marks)

Question 1 continues on the next page

Turn over ►



1 (d) Explain how industrial growth can benefit an economically developing area.
Use an example(s) that you have studied.

.....

.....

.....

.....

.....

.....

.....

.....

.....

.....

.....

.....

.....

.....

.....

.....

.....

.....

.....

.....

.....

.....

(6 marks)

Extra space

.....

.....

.....

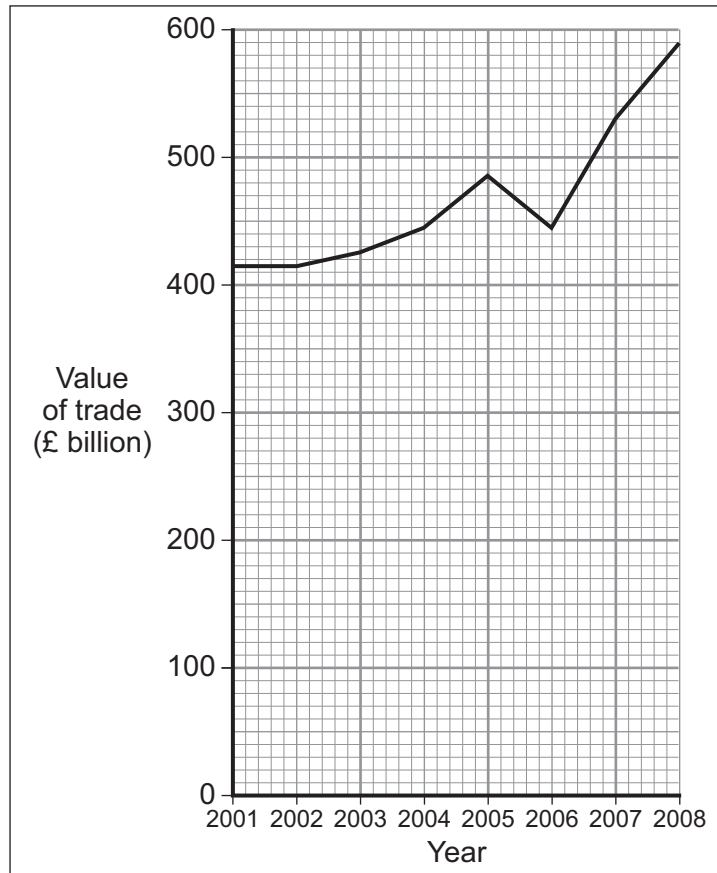
.....

.....



- 1 (e) Study **Figure 4**. **Figure 4** shows the total value of the trade between the UK and the rest of the world from 2001 to 2008.

Figure 4



- 1 (e) (i) Describe how the value of the UK's trade with the rest of the world changed between 2001 and 2008.

.....

.....

.....

.....

(2 marks)

Question 1 continues on the next page

Turn over ►



1 (e) (ii) What is meant by 'globalisation'?

.....
.....
.....
.....

(2 marks)

1 (e) (iii) Describe how patterns of global trade are changing.

.....
.....
.....
.....
.....
.....
.....
.....
.....
.....
.....

(5 marks)

Extra space

.....
.....
.....
.....



- 1 (f) Study **Figure 5**. **Figure 5** shows the Human Development Index (HDI) for the UK and Ghana, a country in Africa.

Figure 5

Country	HDI ranking (out of 177 countries)
UK	16
Ghana	133

- 1 (f) (i) Name **two** indicators that are used to produce the HDI ranking.

1

2

(2 marks)

- 1 (f) (ii) Name **one other** indicator of a country's level of development.

(1 mark)

.....

Question 1 continues on the next page

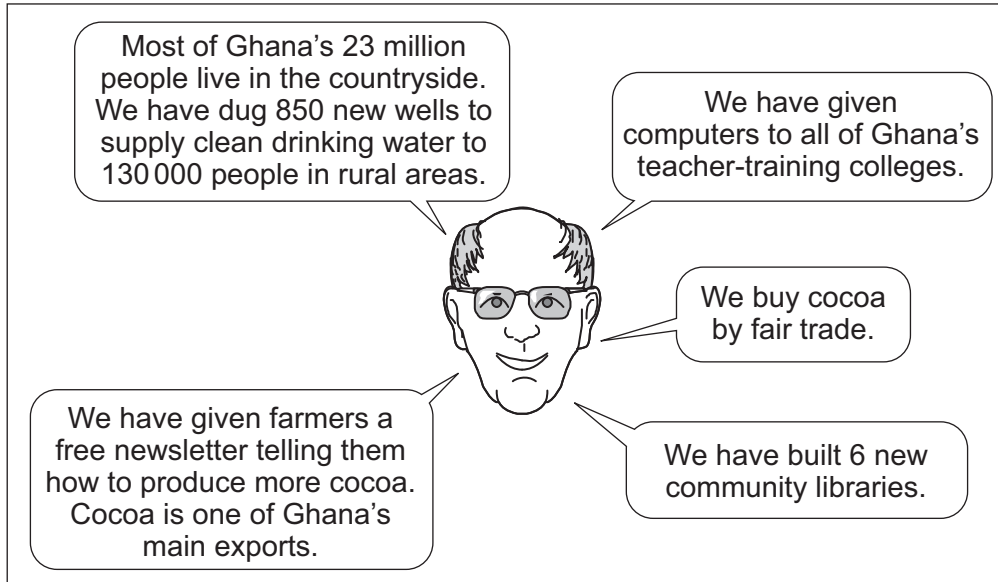
Turn over ►



1 (g) Cadbury is a TNC that makes chocolate in the UK using cocoa that is grown in Ghana.

Cadbury has tried to help reduce the development gap between Ghana and the UK. In **Figure 6**, a manager outlines some actions that Cadbury has taken in Ghana.

Figure 6



1 (g) (i) What is meant by 'fair trade'?

.....

.....

.....

.....

(2 marks)



1 (g) (ii) Explain how the actions taken by Cadbury could help to improve social and economic conditions for people living in Ghana.

.....

.....

.....

.....

.....

.....

.....

.....

.....

.....

.....

.....

.....

.....

.....

.....

.....

.....

.....

.....

.....

.....

.....

(8 marks)

Extra space

.....

.....

.....

.....

.....

.....

.....

Question 1 continues on the next page

Turn over ►



1 (h) Explain how industrial development can be managed sustainably.

Use an example(s) that you have studied.

.....

.....

.....

.....

.....

.....

.....

.....

.....

.....

.....

.....

.....

.....

.....

.....

.....

.....

.....

.....

.....

.....

.....

(6 marks)

Extra space

.....

.....

.....

.....

.....

.....

.....

50

End of Section A



Answer **either** Section A (Question 1) **or** Section B (Question 2).

Section B – Investigating Global Tourism

Use case studies to support your answers where appropriate.

Total for this question: 50 marks

2 (a) Study **Figure 7** on the insert. **Figure 7** shows the top ten countries visited by international tourists in 2008. Their ranking in 1998 is shown in brackets.

2 (a) (i) Using **Figure 7**, tick the correct box to show whether **each** statement is **True** or **False**.

Statement	True (✓)	False (✓)
None of the top ten countries in 2008 were south of the equator.		
The most visited country in both years was Spain.		
The most visited country in both years was in Europe.		
The UK and Mexico moved up the rankings between 1998 and 2008.		

(4 marks)

2 (a) (ii) Give **one** other change in the rankings shown in **Figure 7**. Suggest **one** reason for that change.

Change

.....

Reason

.....

(2 marks)

Question 2 continues on the next page

Turn over ►



2 (a) (iii) Use **Figure 8**. **Figure 8** shows the Human Development Index (HDI) for two countries.

Figure 8

Country	HDI ranking (out of 177 countries)
France	8
Mexico	53

Name **two** indicators that are used to produce the HDI ranking.

1

2

(2 marks)

2 (a) (iv) Name **one other** indicator of a country's level of development.

(1 mark)

.....

2 (a) (v) Explain how tourism could help to improve social and economic conditions for people living in less developed countries.

.....
.....
.....
.....
.....
.....
.....
.....
.....
.....
.....
.....
.....
.....
.....
.....
.....
.....
.....
.....
.....



.....
.....

(8 marks)

Extra space

.....
.....
.....
.....
.....

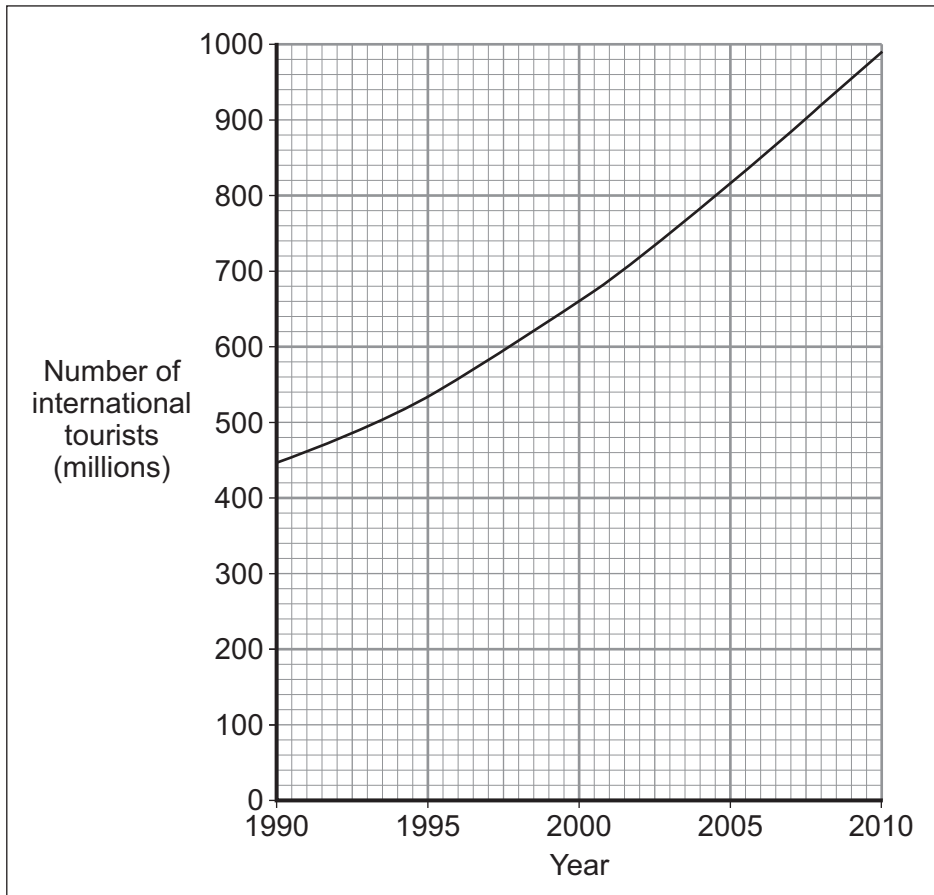
Question 2 continues on the next page

Turn over ►



2 (b) Study **Figure 9**. **Figure 9** shows the number of international tourists in the world from 1990 to 2010.

Figure 9



2 (b) (i) Describe the change in the number of international tourists shown in **Figure 9**.

.....

.....

.....

.....

(2 marks)



2 (b) (ii) Suggest how international tourism affects the global environment.

.....

.....

.....

.....

.....

.....

.....

.....

.....

.....

.....

.....

.....

.....

.....

.....

.....

.....

.....

.....

.....

.....

(5 marks)

Extra space

.....

.....

.....

.....

.....

Question 2 continues on the next page

Turn over ►



2 (c) (i) Describe **two** impacts of the decline of tourism in an area that you have studied.

1

.....

.....

.....

2

.....

.....

.....

(4 marks)



2 (c) (ii) Increased tourism is not always wanted by local communities.

Explain why.

.....

.....

.....

.....

.....

.....

.....

.....

.....

.....

.....

.....

.....

.....

.....

.....

.....

.....

.....

.....

.....

.....

(6 marks)

Extra space

.....

.....

.....

.....

.....

Question 2 continues on the next page

Turn over ►



2 (d) Strategies can be used to manage land use conflicts in tourist honeypots.

2 (d) (i) What is meant by a 'tourist honeypot'?

.....
.....
.....
.....

(2 marks)

2 (d) (ii) Describe how land use conflict has been managed in a tourist honeypot that you have studied.

.....
.....
.....
.....
.....
.....
.....
.....
.....

(4 marks)

Extra space

.....
.....
.....



2 (e) Study **Figure 10** on the insert. **Figure 10** shows Lisu Lodge, an ecotourism development in rural Thailand.

2 (e) (i) Describe how **Figure 10** suggests that Lisu Lodge is an ecotourism development.

.....

.....

.....

.....

.....

.....

.....

.....

.....

.....

(4 marks)

Extra space

.....

.....

.....

Question 2 continues on the next page

Turn over ►



2 (e) (ii) Explain how ecotourism developments are managed in a sustainable way.

Use an example(s) that you have studied.

.....

.....

.....

.....

.....

.....

.....

.....

.....

.....

.....

.....

.....

.....

.....

.....

.....

.....

.....

.....

.....

.....

(6 marks)

Extra space

.....

.....

.....

.....

.....

.....

50

END OF QUESTIONS



There are no questions printed on this page

**DO NOT WRITE ON THIS PAGE
ANSWER IN THE SPACES PROVIDED**



There are no questions printed on this page

**DO NOT WRITE ON THIS PAGE
ANSWER IN THE SPACES PROVIDED**

ACKNOWLEDGEMENT OF COPYRIGHT-HOLDERS AND PUBLISHERS

Permission to reproduce all copyright material has been applied for. In some cases, efforts to contact copyright-holders have been unsuccessful and AQA will be happy to rectify any omissions of acknowledgements in future papers if notified.

Figure 4 HMRC www.uktradeinfo.com Reproduced under the terms of the Click-Use Licence
Figure 9 from a press release from UNWTO (18 January 2010), www.unwto.org © UNWTO, 9284404310

Copyright © 2011 AQA and its licensors. All rights reserved.

