

Centre Number						Candidate Number				
Surname										
Other Names										
Candidate Signature										

For Examiner's Use	
Examiner's Initials	
Question	Mark
1	
2	
TOTAL	



General Certificate of Secondary Education
Higher Tier
June 2010

Geography (Specification B)

40353H

H

Paper 3: Investigating the Shrinking World

Thursday 24 June 2010 9.00 am to 10.00 am

For this paper you must have:

- the insert (enclosed).
- You may use a calculator.

Time allowed

- 1 hour

Instructions

- Use black ink or black ball-point pen. You may use pencil for maps, diagrams and graphs.
- Fill in the boxes at the top of this page.
- Answer **either** Section A (Question 1) **or** Section B (Question 2).
- You must answer the questions in the spaces provided. Do not write outside the box around each page or on blank pages.
- Do all rough work in this book. Cross through any work you do not want to be marked.
- Use case studies to support your answers where appropriate.

Information

- The marks for questions are shown in brackets.
- The maximum mark for this paper is 50.
- You are reminded of the need for good English and clear presentation in your answers. Where applicable, all questions should be answered in continuous prose. Quality of Written Communication will be assessed in all answers.



Section A – Investigating the Globalisation of Industry

Answer **either** Section A (Question 1) **or** Section B (Question 2).

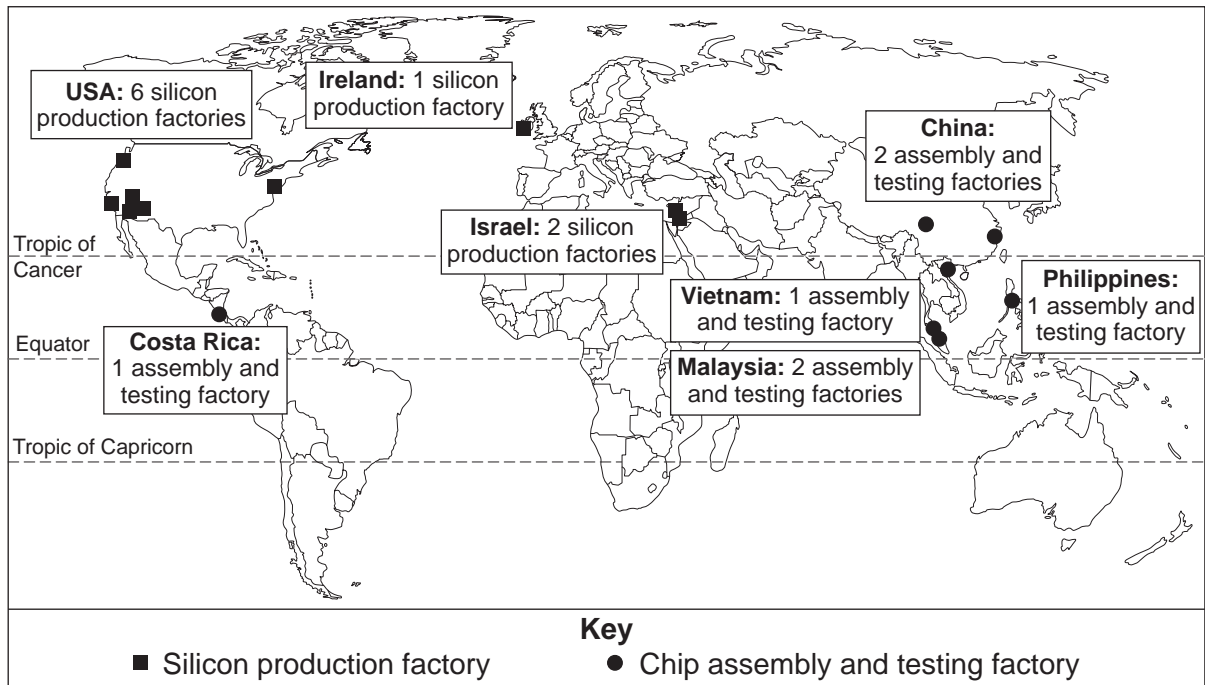
Use case studies to support your answers where appropriate.

Total for this question: 50 marks

1 (a) Study **Figure 1**. **Figure 1** gives information about the location of factories owned by Intel, a Transnational Corporation.

Intel is one of the world’s largest makers of silicon computer chips.

Figure 1



1 (a) (i) Intel is an example of a ‘Transnational Corporation’ (TNC).

What is a ‘Transnational Corporation’?

.....

.....

.....

.....

(2 marks)



1 (a) (ii) Describe the global distribution of Intel’s factories.

Use **Figure 1**.

.....
.....
.....
.....
.....
.....

(3 marks)

1 (a) (iii) Suggest reasons for the location of the chip assembly and testing factories shown in **Figure 1**.

.....
.....
.....
.....
.....
.....
.....
.....
.....

(4 marks)

Extra space.....
.....
.....
.....

Question 1 continues on the next page

Turn over ►



Question 1 continues on the next page

**DO NOT WRITE ON THIS PAGE
ANSWER IN THE SPACES PROVIDED**

Turn over ►

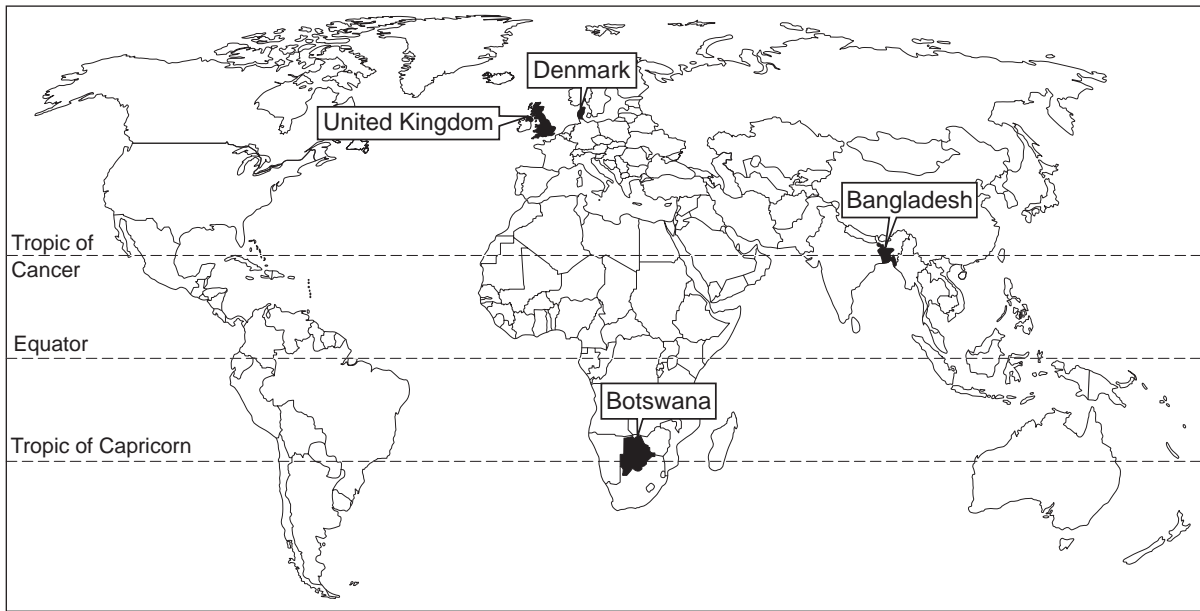


1 (e) Study **Figure 3**. **Figure 3** shows information about four countries.

Figure 3

	GNI per person, 2007 (US \$)	Life expectancy in years, 2005–2010 average	Population with access to safe drinking water, 2006 (%)
Bangladesh	470	64	80
Botswana	5 840	52	96
Denmark	54 190	78	100
United Kingdom	42 740	79	100

GNI per person = Gross National Income per person per year



1 (e) (i) Describe the relationship between GNI per person and life expectancy.

Use **Figure 3**.

.....

.....

.....

.....

.....

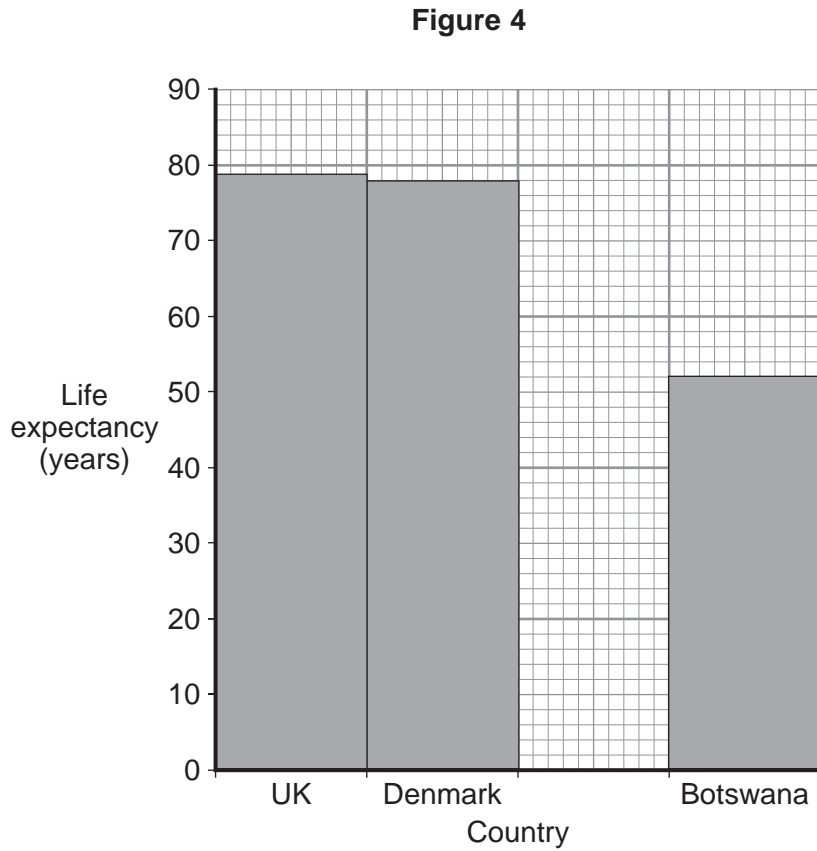
.....

(3 marks)



1 (e) (ii) Complete **Figure 4** below to show life expectancy in each country.

Use information from **Figure 3**.



(2 marks)

1 (e) (iii) How well does the data in **Figure 3** show which country is least developed?

Give reasons for your answer.

Use **Figure 3** and your own knowledge to support your answer.

.....

.....

.....

.....

.....

.....

.....

.....

.....

Question 1 continues on the next page

Turn over ►



.....

.....

(5 marks)

Extra space

.....

.....

.....

.....

1 (f) Study **Figure 5**. **Figure 5** shows information about a clothing factory in Bangladesh.

Figure 5

Some of the clothes sold in shops in the UK are made in Bangladesh.

The clothing industry in Bangladesh

Minimum wage in clothing factories: £7 per month
 Value of clothing industry: £2.2 billion per year
 Number of people employed: about 3 million
 90% of those employed are women

Life is really hard. I'm 22 now. I started working here when I was 13. We make clothes for big stores in the UK. I can use a sewing machine so I can earn more than other people. I make about £17 a month. I really need over £20 per month to support my family. I work at least 60 hours a week.

We have to keep wages low. Businessmen from UK shops come to Bangladesh and tell us: "We need to make money. If we see cheaper prices in China, we will go to China."



Lina, a worker in a clothing factory



Factory owner



The growth of industry can cause problems for workers such as Lina.

Describe some of the economic and social problems.

Use **Figure 5** to help you.

Economic problems

.....

.....

.....

Social problems

.....

.....

.....

(4 marks)

Question 1 continues on the next page

Turn over ►



There are no questions printed on this page

**DO NOT WRITE ON THIS PAGE
ANSWER IN THE SPACES PROVIDED**

Turn over ►



Section B – Investigating Global Tourism

Answer **either** Section A (Question 1) **or** Section B (Question 2).

Use case studies to support your answers where appropriate.

Total for this question: 50 marks

- 2 (a)** Study **Figure 6**. **Figure 6** gives information about National Parks in the United Kingdom.

National Parks are areas of open countryside which are protected. They are used for a wide range of tourist activities.

Figure 6

Map showing the location of fifteen National Parks in the UK
is not reproduced here due to third-party copyright constraints.



2 (a) (i) Describe the location of The Broads.

Use **Figure 6**.

.....
.....
.....
.....

(2 marks)

2 (a) (ii) The number of visitors to National Parks in the UK has increased in the last 20 years.

Suggest why.

.....
.....
.....
.....
.....
.....
.....
.....
.....

(4 marks)

Question 2 continues on the next page

Turn over ►



2 (b) Study **Figure 7** on the insert. **Figure 7** gives information about The Broads.

Tourism 'is good for local businesses' in The Broads.

Suggest why.

.....

.....

.....

.....

.....

.....

.....

.....

.....

(4 marks)

Extra space

.....

.....

.....



2 (c) Study **Figure 8**, the Ordnance Survey map extract, on the insert. **Figure 8** shows an area in The Broads.

2 (c) (i) Give the 6-figure grid reference for the place of worship with a tower in Ashmanhaugh.

.....
(1 mark)

2 (c) (ii) Give the straight line distance between the school in Hoveton (307186) and the car park at Barton Turf (357225).

.....
(2 marks)

2 (c) (iii) Name **one** way in which height is shown on the map.

.....
(1 mark)

Question 2 continues on the next page

Turn over ►



2 (d) Tourist activities can cause conflicts.

Describe ways in which conflicts have been managed in a tourist honeypot that you have studied.

.....

.....

.....

.....

.....

.....

.....

.....

.....

.....

.....

.....

.....

.....

.....

(5 marks)

Extra space

.....

.....

.....

.....

Question 2 continues on the next page

Turn over ►

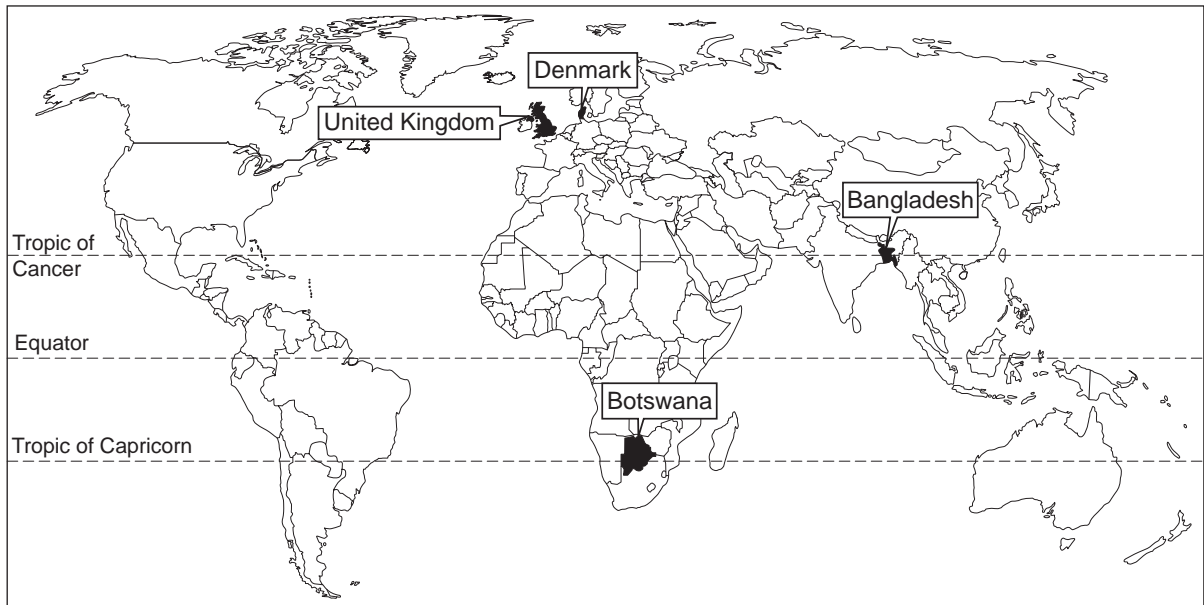


2 (e) Study Figure 9. Figure 9 shows information about four countries.

Figure 9

	GNI per person, 2007 (US \$)	Life expectancy in years, 2005–2010 average	Population with access to safe drinking water, 2006 (%)
Bangladesh	470	64	80
Botswana	5 840	52	96
Denmark	54 190	78	100
United Kingdom	42 740	79	100

GNI per person = Gross National Income per person per year



2 (e) (i) Describe the relationship between GNI per person and life expectancy.

Use Figure 9.

.....

.....

.....

.....

.....

.....

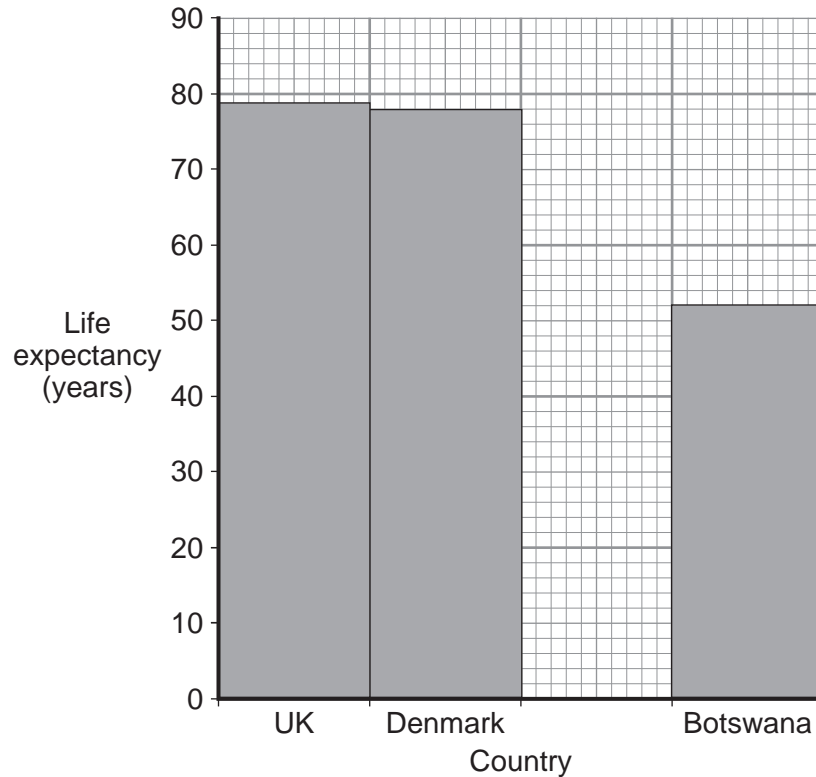
(3 marks)



2 (e) (ii) Complete **Figure 10** below to show life expectancy in each country.

Use information from **Figure 9**.

Figure 10



(2 marks)

2 (e) (iii) How well does the data in **Figure 9** show which country is the least developed?

Give reasons for your answer.

Use **Figure 9** and your own knowledge to support your answer.

.....

.....

.....

.....

.....

.....

.....

.....

Question 2 continues on the next page

Turn over ►



.....
.....
..... (5 marks)

Extra space
.....
.....
.....

2 (f) Botswana is trying to develop through tourism.
Study **Figure 11**, on the insert. **Figure 11** gives information about tourism in Botswana.

2 (f) (i) What is 'ecotourism'?

.....
.....
..... (2 marks)



