



General Certificate of Secondary Education
Foundation Tier
June 2010

Geography (Specification A)

40301F

Unit 1 Physical Geography

Insert

Page 3 is a perforated sheet showing the legend for the OS map extracts.
Detach page 3 and use when referring to the OS map extracts.

Figure 2

Figure 2 is not reproduced here due to third-party copyright constraints.

This page is intentionally blank

Figure 4

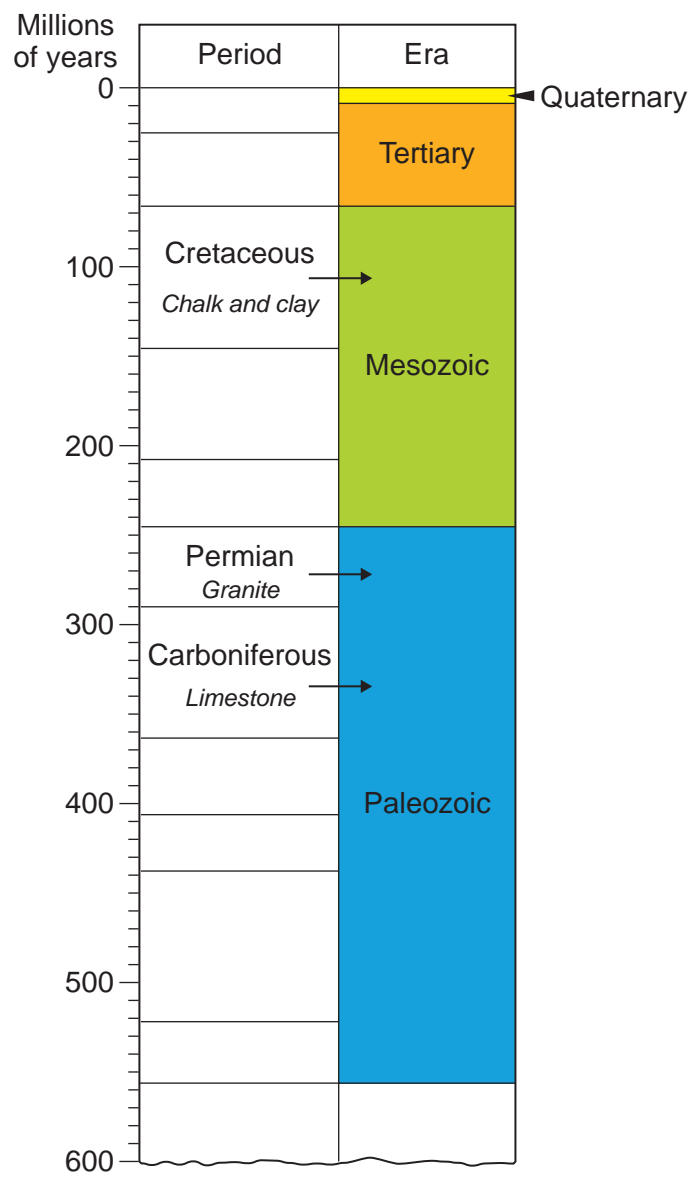


Figure 5



Figure 6

Figure 6 is not reproduced here due to third-party copyright constraints.

Figure 7

Mean temperature (°C) July average, 1971-2000

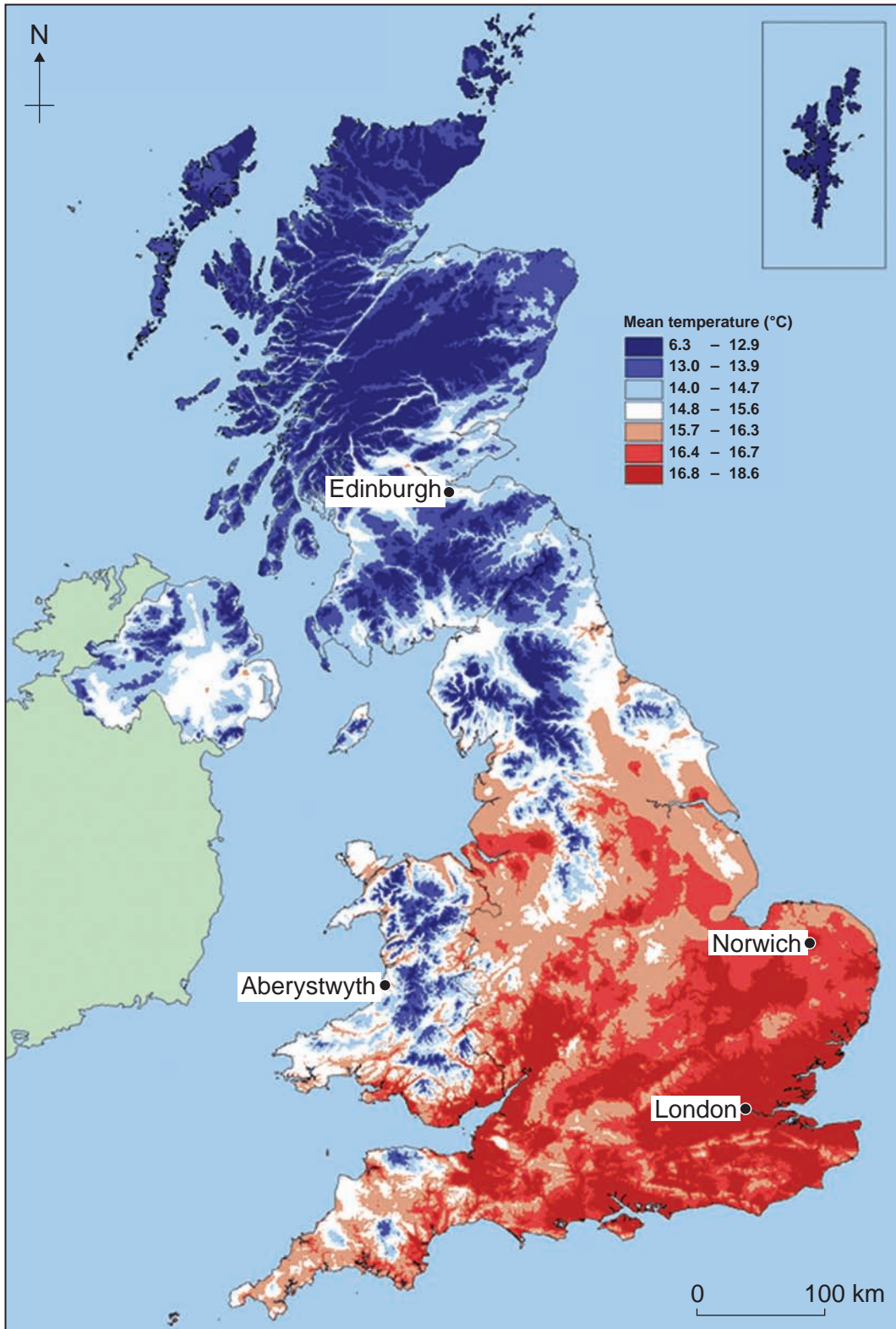


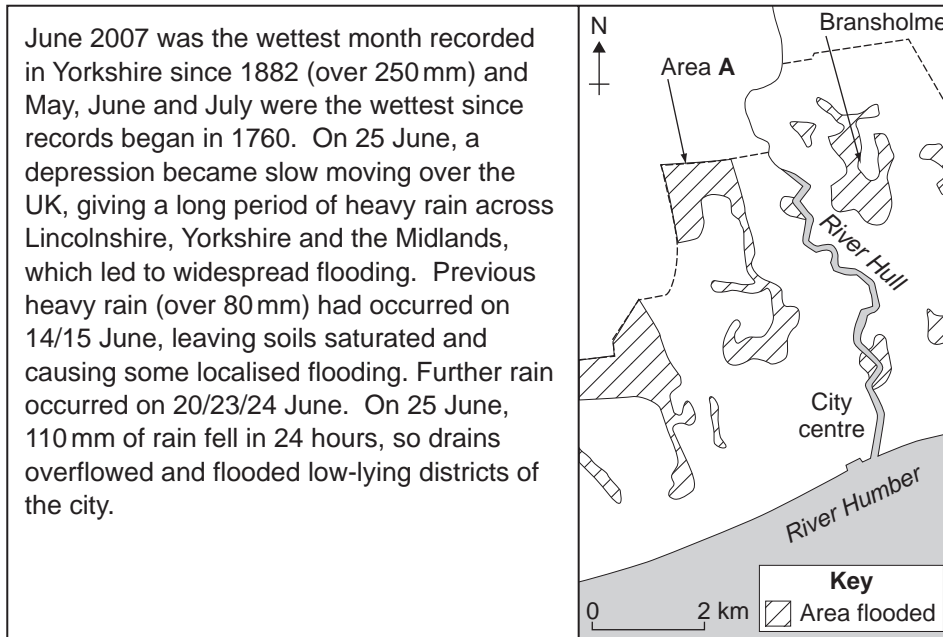
Figure 8

Figure 9

Figure 9 is not reproduced here due to third-party copyright constraints.

Figure 12

Figure 12 is not reproduced here due to third-party copyright constraints.

Figure 13a

Figure 13a is not reproduced here due to third-party copyright constraints.

Figure 13b

Figure 13b is not reproduced here due to third-party copyright constraints.

Figure 15



Figure 17

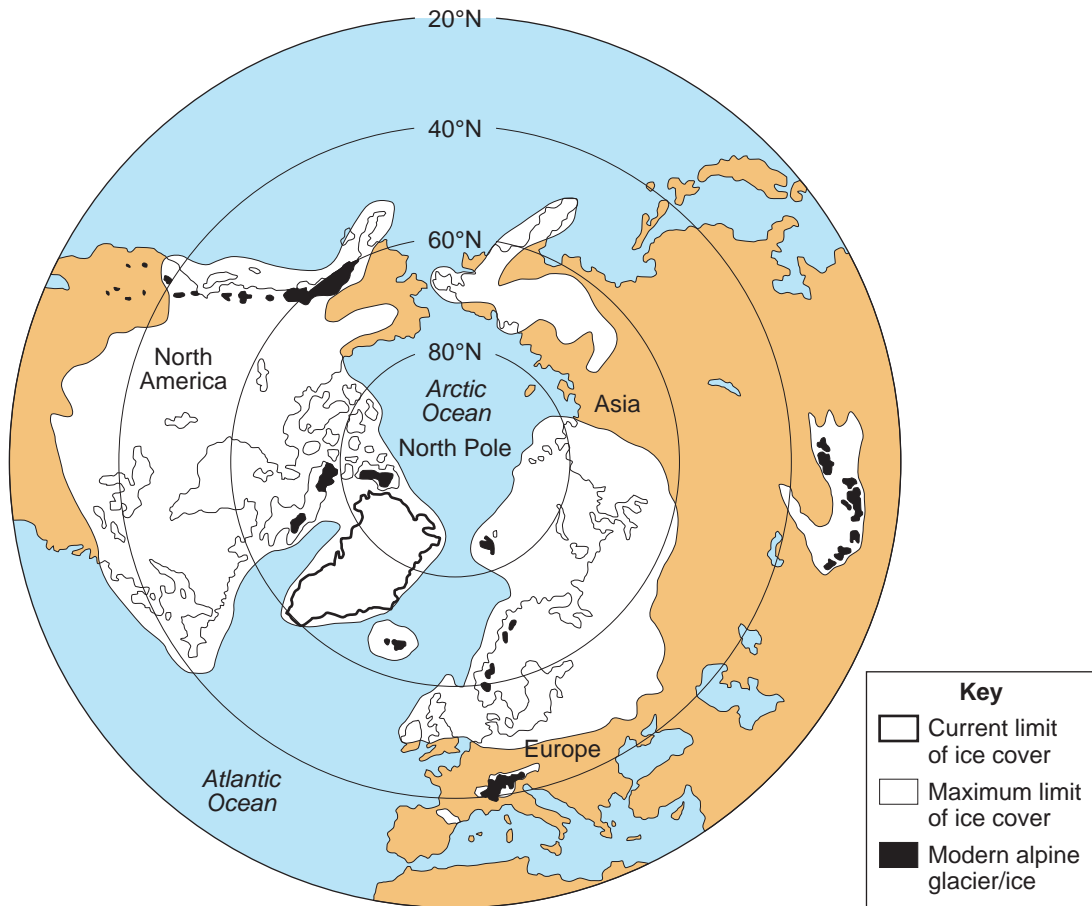


Figure 19

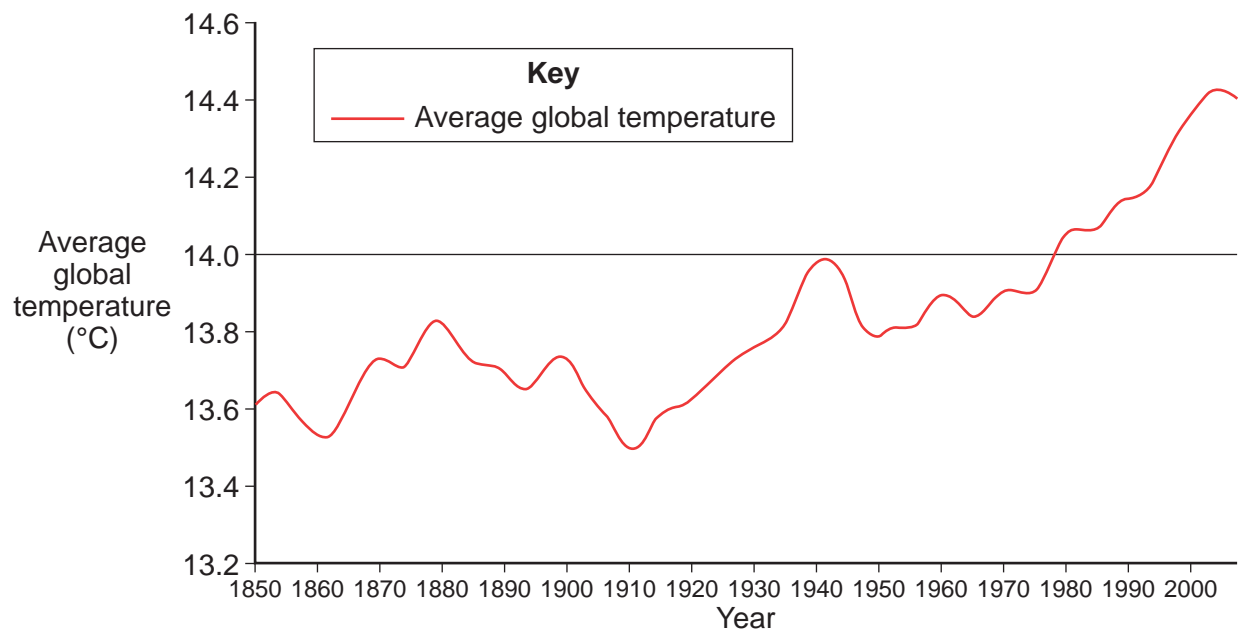


Figure 20



There is no source material printed on this page

ACKNOWLEDGEMENT OF COPYRIGHT-HOLDERS AND PUBLISHERS

Permission to reproduce all copyright material has been applied for. In some cases, efforts to contact copyright-holders have been unsuccessful and AQA will be happy to rectify any omissions of acknowledgements in future papers if notified.

Figure 2, Figure 6, Figure 9, Figure 12: Reproduced by kind permission of Ordnance Survey on behalf of HMSO. © Crown copyright 2009. All rights reserved. Ordnance Survey Licence number 100041328.

Figure 5: J CANAVAN.

Figure 7: © Crown copyright 2000, the Met Office

Figure 8: Reproduced with the permission of Nelson Thornes Ltd from Geofile Online, Geofile 27, Issue 1, first published September 2008.

Figure 13a: www.outdoor-weblog.com/imgname--death_valley_land_of_extremes_part_four

Figure 13b: www.spleen-me.com/gallery2/v/DeathValley08/Ubehebe/DSC_2030.jpg.html

Figure 15: J CANAVAN.

Figure 17: DAVID BRIGGS

Figure 19: Adapted from Crown copyright information supplied by the Met Office.

Figure 20: J CANAVAN.

Copyright © 2010 AQA and its licensors. All rights reserved.