

Monday 13 May 2013 – Afternoon

GCSE FRENCH

A701/01 Listening (Foundation Tier)

Candidates answer on the Question Paper.

OCR supplied materials:

- CD

Other materials required:

None

Duration: 5 minutes reading time + 30 minutes (approx.)



Candidate forename		Candidate surname	
--------------------	--	-------------------	--

Centre number						Candidate number				
---------------	--	--	--	--	--	------------------	--	--	--	--

You will now have finished the five minutes' reading time for this paper. The test will begin now.

INSTRUCTIONS TO CANDIDATES

- During this introduction you should tell the invigilator immediately if you have any difficulty in hearing the recording. Once the questions have begun, the recording will not be stopped.
- Write your name, centre number and candidate number in the boxes above. Please write clearly and in capital letters.
- Use black ink.
- Answer **all** the questions.
- Read each question carefully. Make sure you know what you have to do before starting your answer.
- Write your answer to each question in the space provided. Additional paper may be used if necessary but you must clearly show your candidate number, centre number and question number(s).
- Do **not** write in the bar codes.

INFORMATION FOR CANDIDATES

- The number of marks is given in brackets [] at the end of each question or part question.
- The total number of marks for this paper is **40**.
- Listen carefully to the instructions and follow the example for each exercise.
- There will be pauses to give you time to read the questions and to write your answers.
- You will hear all the recordings twice.
- You may write your answers at any time during the test.
- You do not have to write in full sentences and your answers will not be marked for the accuracy of the language.
- Dictionaries are **not** allowed.
- Open your booklet now.
- This document consists of **12** pages. Any blank pages are indicated.

Exercise 1: Questions 1 – 8

Lise talks about how she spends Saturdays

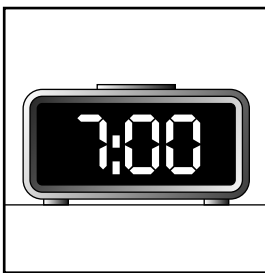
Read the questions and look at the pictures.

You will hear each statement twice.

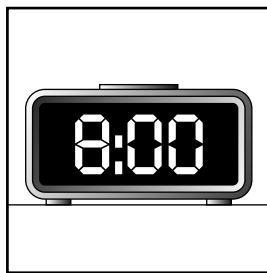
Tick [✓] the correct box.

Example:


At what time does Lise get up?



A



B



C



The correct answer is A.

Now answer the questions. Tick one box for each.

1 What does she do next?



A



B



C

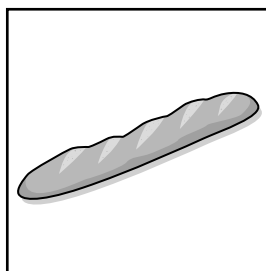


[1]


2 What does she have for breakfast?



A



B




C




[1]

3 How does she get to school?



A



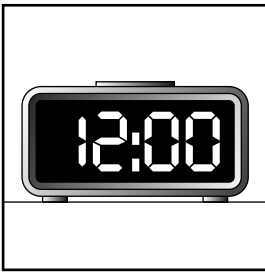
B



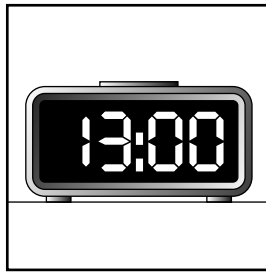
C

[1]

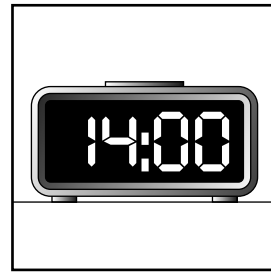
4 At what time does school finish?



A




B




C

[1]

5 Where does she usually go after school?



A



B




C

[1]


6 What does she do when she gets home?



A



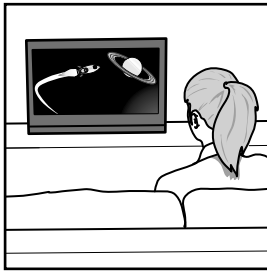
B



C

[1]

7 What does she like to do in the evening?



A



B



C

[1]

8 What does she do before going to bed?



A



B



C

[1]

[Total: 8 marks]

Exercise 2: Questions 9 – 12

Young people's eating habits – their favourite foods and drinks

Read the lists.

FOOD		DRINK	
A	cakes	G	chocolate
B	chicken	H	fruit juices
C	fish	J	lemonade
D	pasta	K	milk
E	steak	L	water
F	vegetables	M	wine

Each person mentions **one** food and **one** drink. Listen and write the correct letters in the boxes.

Example:	Favourite food	Favourite drink
Justine	<div style="border: 1px solid black; display: inline-block; padding: 2px 10px;">E</div>	<div style="border: 1px solid black; display: inline-block; padding: 2px 10px;">G</div>

	Favourite food		Favourite drink	
9 Lucas	<div style="border: 1px solid black; width: 40px; height: 30px; margin: 0 auto;"></div>	[1]	<div style="border: 1px solid black; width: 40px; height: 30px; margin: 0 auto;"></div>	[1]
10 Camille	<div style="border: 1px solid black; width: 40px; height: 30px; margin: 0 auto;"></div>	[1]	<div style="border: 1px solid black; width: 40px; height: 30px; margin: 0 auto;"></div>	[1]
11 Omar	<div style="border: 1px solid black; width: 40px; height: 30px; margin: 0 auto;"></div>	[1]	<div style="border: 1px solid black; width: 40px; height: 30px; margin: 0 auto;"></div>	[1]
12 Fatima	<div style="border: 1px solid black; width: 40px; height: 30px; margin: 0 auto;"></div>	[1]	<div style="border: 1px solid black; width: 40px; height: 30px; margin: 0 auto;"></div>	[1]

[Total: 8 marks]

Exercise 3: Questions 13 – 20

Noah describes his home and family

Read the questions.

Listen to the interview with Noah and answer the questions briefly **IN ENGLISH**.

Example:

How many people are there in Noah's family?

..... four

Noah's home

13 Where is their flat? [1]

14 What is their flat like? [1]

[Pause]

His sister – Océane

15 How old is Océane? [1]

16 How does Noah describe her?..... [1]

[Pause]

His mother

17 How does Noah describe his mother? [1]

18 What does she like to do?..... [1]

[Pause]

His grandmother

19 What is his grandmother like?

(a) very tall

(b) [1]

20 Who does she like to talk to? [1]

[Total: 8 marks]

Exercise 4: Questions 21 – 24**Leisure, entertainment and free-time activities**

Read the list of activities.

bird-watching

drawing

gardening

horse-riding

keeping fit

playing chess

sailing

socialising

~~swimming~~

walking

~~watching films~~

Listen to the young people and, for each, choose from the list **two** activities that they like. Copy the activities from the list.

Example:

Antoine swimming and watching films

21 Célia **[1]** and **[1]**

22 Rachid **[1]** and **[1]**

23 Mélissa **[1]** and **[1]**

24 Paul **[1]** and **[1]**

[Total: 8 marks]

Exercise 5: Questions 25 – 28

Work experience – jobs and impressions

Read the lists.

JOBS

- A** garage mechanic
- B** playgroup supervisor
- C** ~~farm worker~~
- D** shop assistant
- E** restaurant worker
- F** tour guide

IMPRESSIONS

- G** well-paid
- H** ~~healthy~~
- J** enjoyable
- K** boring
- L** unpleasant
- M** tiring

Each person mentions **one** job and **one** impression. Listen and write the correct letters in the boxes.

Example:	Job	Impression
Mathilde	<input type="text" value="C"/>	<input type="text" value="H"/>

	Job		Impression	
25 Victor	<input type="text"/>	[1]	<input type="text"/>	[1]
26 Samira	<input type="text"/>	[1]	<input type="text"/>	[1]
27 Karim	<input type="text"/>	[1]	<input type="text"/>	[1]
28 Elise	<input type="text"/>	[1]	<input type="text"/>	[1]

[Total: 8 marks]

END OF QUESTION PAPER

10
BLANK PAGE

PLEASE DO NOT WRITE ON THIS PAGE

11
BLANK PAGE

PLEASE DO NOT WRITE ON THIS PAGE

PLEASE DO NOT WRITE ON THIS PAGE



Copyright Information

OCR is committed to seeking permission to reproduce all third-party content that it uses in its assessment materials. OCR has attempted to identify and contact all copyright holders whose work is used in this paper. To avoid the issue of disclosure of answer-related information to candidates, all copyright acknowledgements are reproduced in the OCR Copyright Acknowledgements Booklet. This is produced for each series of examinations and is freely available to download from our public website (www.ocr.org.uk) after the live examination series.

If OCR has unwittingly failed to correctly acknowledge or clear any third-party content in this assessment material, OCR will be happy to correct its mistake at the earliest possible opportunity.

For queries or further information please contact the Copyright Team, First Floor, 9 Hills Road, Cambridge CB2 1GE.

OCR is part of the Cambridge Assessment Group; Cambridge Assessment is the brand name of University of Cambridge Local Examinations Syndicate (UCLES), which is itself a department of the University of Cambridge.