

OXFORD CAMBRIDGE AND RSA EXAMINATIONS
General Certificate of Secondary Education

FRENCH

Speaking (Higher Tier)

Role Play Section 2 – Cards 1 – 5

Role Play Section 3 – Cards 1 – 5

SPECIMEN PAPER

12–15 minutes

Additional materials:
Answer paper

1925

TIME 12 – 15 minutes

INSTRUCTIONS TO CANDIDATES

No dictionaries are allowed.

This question paper consists of 16 printed pages and 4 blank pages.

Candidate's Card

Section 2

CARD 1

Situation You have arrived at a summer sport school in France, for a job interview.

You will have to:

- give your name and nationality;
- reply to a question;
- say where you work at the weekend;
- say where you would like to stay.

Your teacher will play the part of the owner and will start the conversation.

Candidate's Card

Section 2

CARD 2

Situation You do not feel well while you are on holiday in France and so you go to the chemist's.

You will have to:

- say that you are ill;
- say what is wrong with you (e.g. a headache or some other symptom);
- give your age and nationality;
- reply to a question.

Your teacher will play the part of the chemist and will start the conversation.

Candidate's CardCandidate's Card**Section 2****CARD 3**

Situation You are talking to your French pen-friend about your holidays.

You will have to:

- say where you are going on holiday;
- say who is going with you on holiday;
- reply to a question;
- say what you do on holiday.

Your teacher will play the part of the pen-friend and will start the conversation.

Candidate's Card**Section 2****CARD 4**

Situation You have phoned a hotel in France to enquire about a coat you have lost.

You will have to:

- say you have lost something (e.g. your coat or another article of clothing);
- describe the lost item – mention **two** details;
- reply to a question;
- say when you can collect it.

Your teacher will play the part of the receptionist and will start the conversation.

Candidate's Card

Section 2

CARD 5

Situation You have arrived at a restaurant in France to have a meal.

You will have to:

- say that you would like a table for three;
- say which area of the restaurant you want to sit in (e.g. smoking or non-smoking);
- say where you'd like to sit (e.g. near the window);
- reply to a question.


Your teacher will play the part of the waiter/waitress and will start the conversation.

Section 3

CARD 1

Situation The notes printed below give an outline of a day of an accident which happened last year in France.


LE MATIN




A quelle heure? Le petit déjeuner
 Qu'est-ce qu'on a mangé?
 Qu'est-ce qu'on a bu?




LE DÉPART
 décider de sortir




partir comment? Quel temps?




L'ACCIDENT
 avoir mal où ?



→ bras/jambe dans le plâtre



rester combien de temps




L'ACCIDENT
 un accident
 entre votre véhicule et quel autre?
 qui a téléphoné?




attendre combien de temps?





LE LENDEMAIN



recevoir la visite des amis



qu'est-ce qu'ils ont apporté?

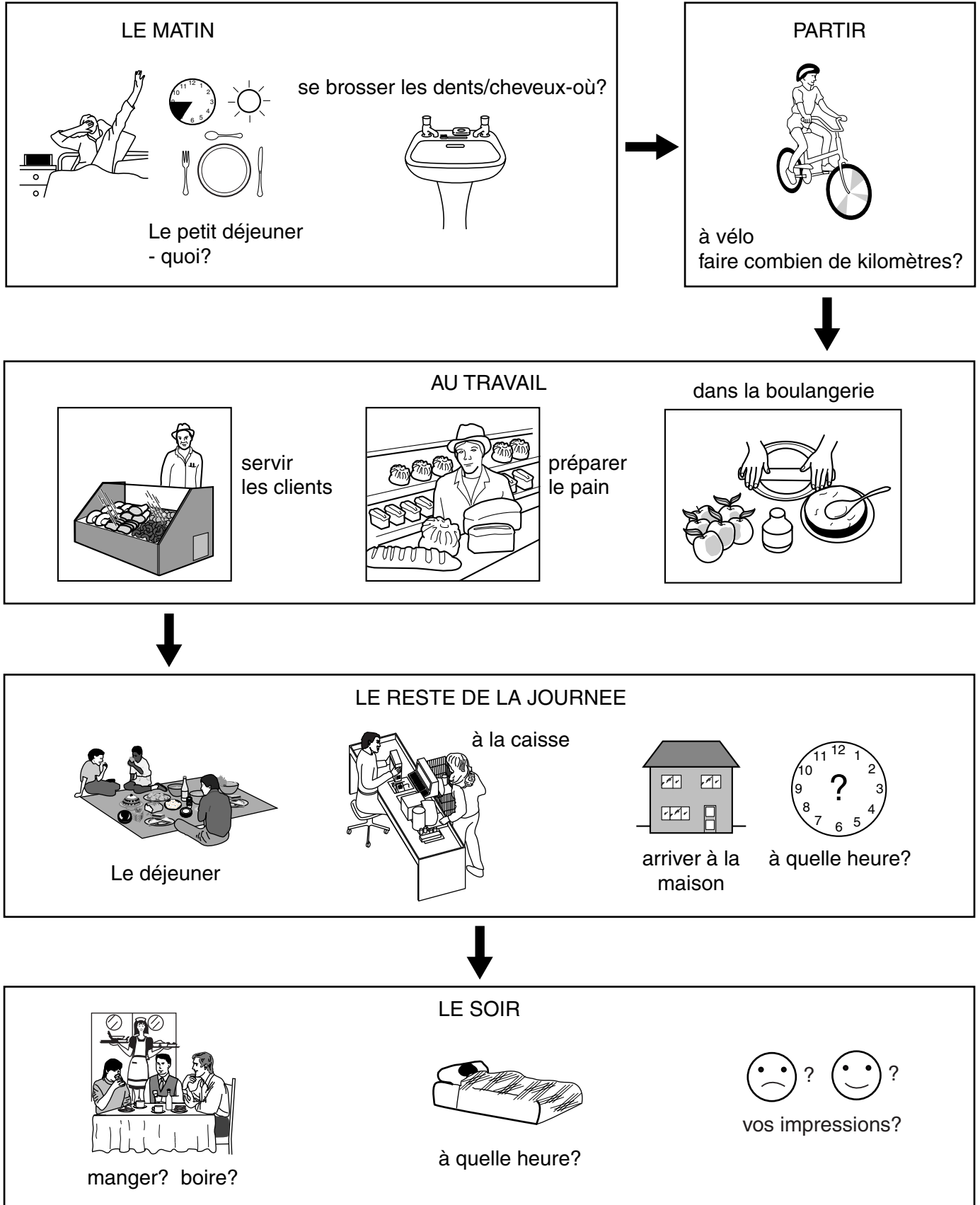


vos impressions du séjour

Section 3

CARD 2

Situation: The notes printed below give an outline of a typical day last year at work in a supermarket in France.





Section 3


CARD 3

Situation The notes and pictures below give an outline of the beginning of a family holiday last year in the French town of Laval.

LE DÉPART


Quand?  ?


Qui?  ?


 ?


partir comment?


EN ROUTE

Quel temps?  ?

 ?

Comment?  ?

Combien de temps?  ?

ou  ?

LA TRAVERSÉE
agréable?
Qu'est-ce qu'on a fait?

 ?

 ?


 ?


 ?


Qu'est-ce qu'on a mangé?
Qu'est-ce qu'on a bu?

 ?


L'ARRIVÉE EN FRANCE

A quelle heure?  ?


 Laval

Combien de temps?  ?

CHEZ LES AMIS

vos impressions  ?

 description des amis



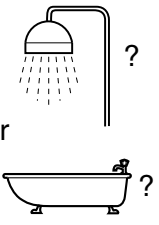
arriver à Laval
Quel temps?  ?

Section 3

CARD 4

Situation The notes and pictures below give an outline of a day on a school exchange visit to France last year.

LE MATIN
à l'hôtel









A quelle heure? Le petit déjeuner quoi?

se laver



EN ROUTE

avec qui? comment?








LA MATINÉE A L'ÉCOLE

deux cours - quoi?
récréation - qu'avez vous fait?




le déjeuner

$2+2=4$

rencontrer des amis-anglais/français?



LA VISITE



château? cathédrale zoo?

LE SOIR

Où manger? Combien de temps?

rentrer - à quelle heure?


vos impressions

Section 3

CARD 5

Situation: The notes and pictures below give an outline of one day last year on a visit to Belgium.

LE MATIN




se brosser les dents/cheveux-où?


Le petit déjeuner
- quoi?

DES ACHATS - Où et avec qui?

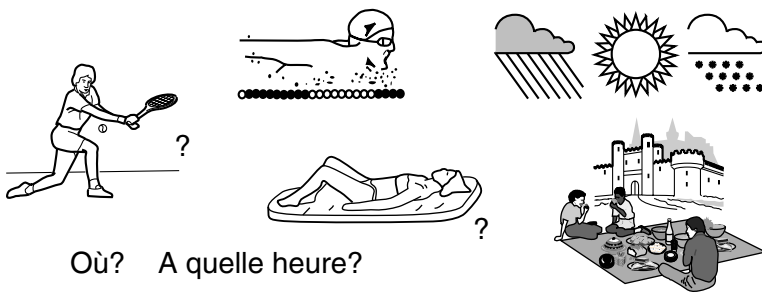
Qu'est-ce qu'on a acheté?



coûter combien?



L'APRES - MIDI



Où? A quelle heure?

Avec qui?

LE SOIR

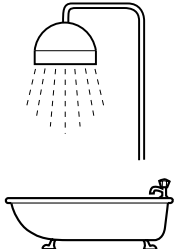
Qu'est-ce qu'on a fait le soir?



Où?
A quelle heure?
Avec qui?


PLUS TARD

se laver



A quelle heure?

vos impressions de la journée?



Section 2

CARD 1

Situation: The candidate has arrived at a summer sport school in France, for a job interview. The teacher plays the part of the owner and starts the conversation.

Teacher: **Set the scene ...**

Vous êtes arrivé(e) à une colonie sportive en France.

Start by asking for some personal details...

Alors, j'ai besoin de quelques détails personnels, Monsieur/Mademoiselle.

1 Candidate: – Give your name and nationality

Teacher: **Ask how long s/he is staying in France...**

Merci, et vous restez en France combien de temps?

2 Candidate: – Answer a question

Teacher: **Ask for some details of their experience...**

Et qu'est-ce que vous avez déjà fait comme travail?

3 Candidate: – Say where you work at the weekend

Teacher: **Ask where s/he would like to stay...**

Et vous avez une préférence en logement?

4 Candidate: – Say where you would like to stay

Teacher: **Agree to the request...**

D'accord.

TOPICS FOR THE GENERAL CONVERSATION (Select **two** topics)

Teachers should ensure that candidates are given the opportunity to use past, present and future time references in this section of the examination.

School Life

Self, Family and Friends

Your Local Area

Holidays

Section 2

CARD 2

Situation: The candidate has arrived at the chemist's in France because s/he does not feel well. The teacher plays the part of the chemist and starts the conversation.

Teacher: **Set the scene ...**

Vous êtes arrivé(e) dans une pharmacie en Belgique.

Start by greeting the customer...

Bonjour, Monsieur/Mademoiselle. Je peux vous aider?

1 Candidate: – Say that you are ill

Teacher: **Ask what the symptoms are...**

Et quels sont les symptômes?

2 Candidate: – Say what is wrong with you (e.g. a headache or some other symptom)

Teacher: **Ask for some personal details...**

J'ai besoin de quelques détails personnels, s'il vous plaît.

3 Candidate: – Give your name and nationality

Teacher: **Ask how long s/he is staying in France...**

Merci, et vous restez combien de temps en France?

4 Candidate: – Answer a question

Teacher: **Give the customer some pills...**

Alors, voilà les pilules que je vous conseille.

TOPICS FOR THE GENERAL CONVERSATION (Select **two** topics)

Teachers should ensure that candidates are given the opportunity to use past, present and future time references in this section of the examination.

Home Life

Free Time

Future Career Plans

Self, Family and Friends

Section 2

CARD 3

Situation: The candidate is talking to a French friend about holidays. The teacher will play the part of the friend and start the conversation.

- Teacher:** **Set the scene ...**
En vacances en France, vous parlez des vacances.
Start by asking where s/he is going on holiday...
Où vas-tu en vacances cette année?
- 1 Candidate:** – Say where you are going on holiday
Teacher: **Ask if s/he is travelling alone...**
Et tu vas voyager seul(e)?
- 2 Candidate:** – Say who you are going with on holiday
Teacher: **Ask how long s/he will be staying...**
Et tu vas rester combien de temps?
- 3 Candidate:** – Reply to a question
Teacher: **Ask what s/he usually does on holiday...**
Et qu'est-ce que tu fais en vacances d'habitude?
- 4 Candidate:** – Say what you do on holiday
Teacher: **Say you would like to go to Spain...**
Moi, je voudrais aller en Espagne un de ces jours!

TOPICS FOR THE GENERAL CONVERSATION (Select **two** topics)

Teachers should ensure that candidates are given the opportunity to use past, present and future time references in this section of the examination.

School Life

Free Time

Your Local Area

Holidays

Section 2

CARD 4

Situation: The candidate is phoning a hotel in France to enquire about a coat s/he has lost. The teacher will play the part of the receptionist and start the conversation.

Teacher: **Set the scene ...**

Vous téléphonez à un hôtel en France.

Start by greeting the customer...

Bonjour, Monsieur/Mademoiselle. Je peux vous aider?

1 Candidate: – Say you have lost something (e.g. your coat or another article of clothing)

Teacher: **Ask for a description...**

Pouvez-vous m'en donner une description, s'il vous plaît?

2 Candidate: – Describe the lost item (mention **two** details)

Teacher: **Ask where s/he left it...**

Et où l'avez-vous laissé?

3 Candidate: – Answer a question

Teacher: **Ask when s/he will collect the item...**

Nous l'avons trouvé – quand pouvez-vous venir le chercher?

4 Candidate: – Say when you can collect it

Teacher: **Give an appropriate reply, e.g.**

Alors, à mardi, Monsieur/Mademoiselle.

TOPICS FOR THE GENERAL CONVERSATION (Select **two** topics)

Teachers should ensure that candidates are given the opportunity to use past, present and future time references in this section of the examination.

Home Life

Free Time

Future Career Plans

Holidays

Section 2

CARD 5

Situation: The candidate has arrived at a restaurant in France . The teacher will play the part of the waiter/waitress and start the conversation.

Teacher: **Set the scene ...**

Vous êtes arrivé(e) à un restaurant en France.

Start by greeting the customer...

Comment est-ce que je peux vous aider, Monsieur/Mademoiselle.

1 Candidate: – Say you would like a table for three

Teacher: **Ask in which area s/he would like to sit...**

Très bien; où voulez-vous vous asseoir?

2 Candidate: – say which area of the restaurant you want to sit in (e.g. smoking or non-smoking)

Teacher: **Ask where exactly in the restaurant...**

Et où exactement, Monsieur/Mademoiselle?

3 Candidate: – say where you'd like to sit (e.g. near the window)

Teacher: **Indicate a table and ask what s/he would like to drink...**

Voilà. Alors, vous prenez quelque chose à boire?

4 Candidate: – Answer a question

Teacher: **Respond appropriately...**

Très bien, Monsieur/Mademoiselle.

TOPICS FOR THE GENERAL CONVERSATION (Select **two** topics)

Teachers should ensure that candidates are given the opportunity to use past, present and future time references in this section of the examination.

Home Life

Free Time

Future Career Plans

Holidays

Σ

