

GENERAL CERTIFICATE OF SECONDARY EDUCATION

2351/01

FRENCH

Listening (Foundation Tier)

WEDNESDAY 14 MAY 2008

Morning

Time: 5 minutes reading time
+ approx 40 minutes

Candidates answer on the question paper

Additional materials (enclosed): None

Additional materials (required):

Cassette/CD



Candidate
Forename

Candidate
Surname

Centre
Number

--	--	--	--	--

Candidate
Number

--	--	--	--

You will now have finished the five minutes reading time for this paper. The test will begin now.

INSTRUCTIONS TO CANDIDATES

- During this introduction you should tell the invigilator immediately if you have any difficulty in hearing the recording. Once the test has begun, the recording will not be stopped.
- Write your name in capital letters, your Centre Number and Candidate Number in the boxes above.
- Use blue or black ink.
- Read each question carefully and make sure that you know what you have to do before starting your answer.
- Answer **all** the questions.
- Do **not** write in the bar codes.
- Write your answer to each question in the space provided.

INFORMATION FOR CANDIDATES

- The number of marks for each question is given in brackets [] at the end of each question or part question.
- The total number of marks for this paper is **50**.
- Listen carefully to the instructions and follow the example for each exercise.
- There will be pauses to give you time to read the questions and to write your answers.
- You will hear all the recordings twice.
- You may write your answers at any time during the test.
- Dictionaries are **not** allowed.
- Open your booklet now.

FOR EXAMINER'S USE

--

This document consists of **14** printed pages and **2** blank pages.

2
Section 1



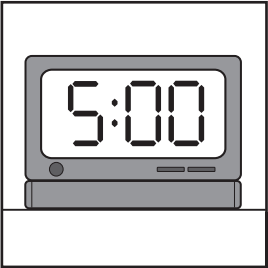
Exercise 1: Questions 1–5

You will hear some short phrases in French.
You will hear each phrase twice.
Answer each question by ticking **one** box only.

First, listen to an example.

Example:

You are at a station in France. You ask when the next train arrives. At what time does it arrive?


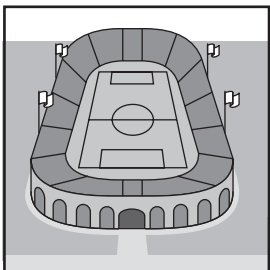

		
A <input type="checkbox"/>	B <input type="checkbox"/>	C <input checked="" type="checkbox"/>

The answer is **C**.

Now answer these five questions. Tick **one** box for each.




Your French friend, Luc, has planned an outing for you.

1 Where are you going?

		
A <input type="checkbox"/>	B <input type="checkbox"/>	C <input type="checkbox"/>


[1]

2 How are you getting there?


		
A <input type="checkbox"/>	B <input type="checkbox"/>	C <input type="checkbox"/>

[1]


3 At what time are you leaving?



A




B



C

[1]

4 Where are you going later?



A



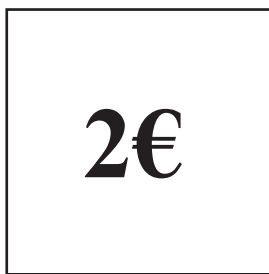
B



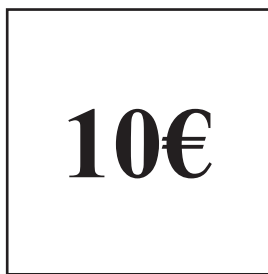
C

[1]

5 How much will it cost?



A



B



C


[1]

[Total: 5 marks]

Exercice 2: Questions 6–8

Les matières d'école.

Regardez les dessins.



Écoutez les jeunes.

- Qu'est-ce qu'ils aiment? 😊
- Qu'est-ce qu'ils n'aiment pas? ☹️

Choisissez les bonnes lettres.

Exemple:	😊	☹️
	AIME	N'AIME PAS
Laure	<input type="text" value="C"/>	<input type="text" value="F"/>


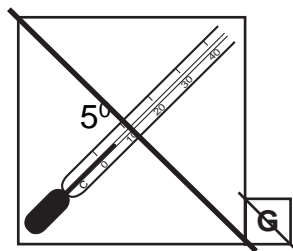
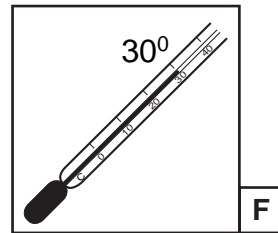
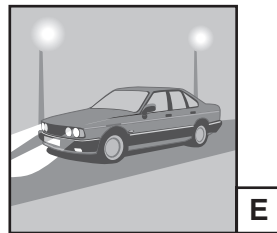




	😊	☹️	
	AIME	N'AIME PAS	
6 Bernard	<input type="text"/>	<input type="text"/>	[2]
7 Julie	<input type="text"/>	<input type="text"/>	[2]
8 Pierre	<input type="text"/>	<input type="text"/>	[2]

[Total: 6 marks]

Exercice 3: Questions 9–13

Quel temps fait-il en France?

Regardez les dessins.



Écoutez et choisissez la bonne lettre pour chaque ville.

Exemple:	Paris	G	
9	Grenoble	<input type="checkbox"/>	[1]
10	Bordeaux	<input type="checkbox"/>	[1]
11	Lille	<input type="checkbox"/>	[1]
12	Brest	<input type="checkbox"/>	[1]
13	Marseille	<input type="checkbox"/>	[1]

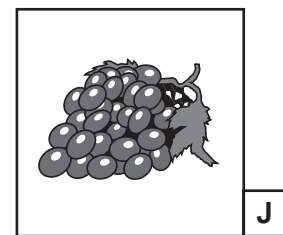
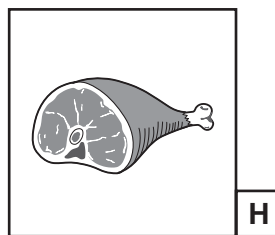
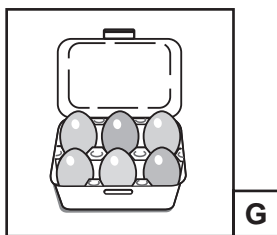

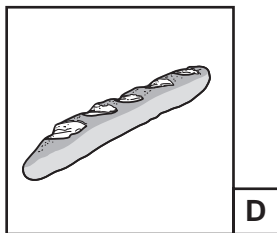
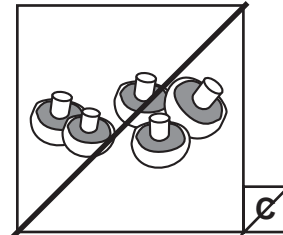


[Total: 5 marks]

[Turn over]

Exercice 4: Questions 14–17

Vous faites les courses pour Mme. Lebrun.

Regardez les dessins et la grille.



Écoutez Mme. Lebrun et indiquez (a) ce qu'il faut acheter et
(b) **combien** il faut en acheter.

LISTE

Achetez

Combien?

Exemple: (a) C

(b) 50 grammes

Achetez

Combien?

- | | | | |
|----|-----------|-------------------|-----|
| 14 | (a) _____ | (b) _____ | [2] |
| 15 | (a) _____ | (b) _____ grammes | [2] |
| 16 | (a) _____ | (b) _____ | [2] |
| 17 | (a) _____ | (b) _____ litre | [2] |

[Total: 8 marks]

7
BLANK PAGE

PLEASE DO NOT WRITE ON THIS PAGE

Exercice 5: Questions 18–23**Nicolas parle de son village, Binic.**

Lisez les questions.

Écoutez Nicolas. Pour chaque question, cochez **UNE** réponse.**Le village de Nicolas****Exemple:**

Le village est en ...

A Normandie.

B Bretagne.

C Bourgogne.

18 Le village est ...

A très grand.

B grand.

C petit.

[1]

19 Le village est très ...

A joli.

B moderne.

C tranquille.

[1]

[Pause]**20** Le village ...

A a beaucoup de magasins.

B a quelques magasins.

C n'a pas de magasins.

[1]

21 Le père de Nicolas travaille dans ...

A un café.

B un bureau de poste.

C une mairie.

[1]

[Pause]

22 Dans le village on peut ...

A jouer au golf.

B nager.

C faire de l'équitation.

[1]

23 Nicolas joue au football ...

A le soir.

B en été.

C le week-end.

[1]

[Total: 6 marks]

10
Section 2

Exercise 1: Questions 1–4

Ahmed talks about his sister.

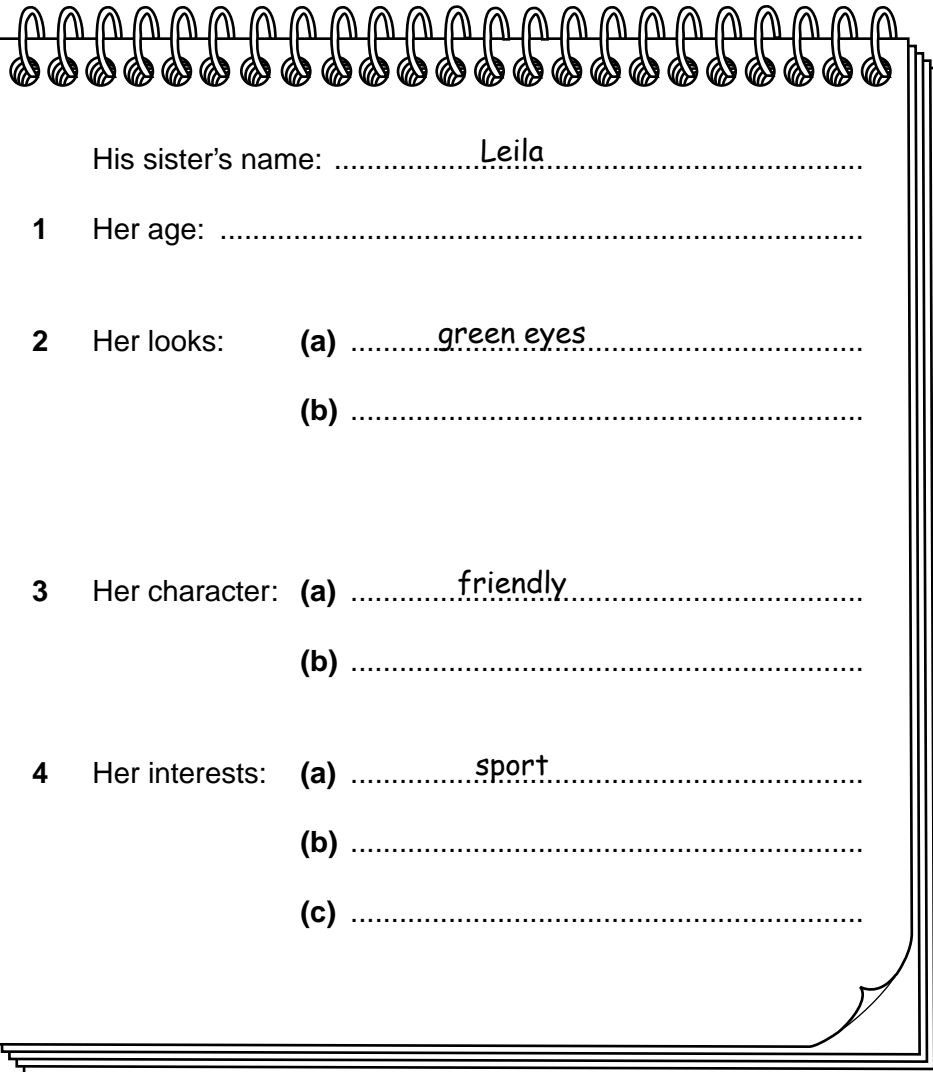
Read the questions.

Listen to Ahmed and fill in the details **in English**.

Ahmed's sister

Example: How many brothers and sisters has Ahmed?

two brothers and one sister
.....



His sister's name: *Leila*

1 Her age: [1]

2 Her looks: (a) *green eyes*
(b) [1]

[Pause]

3 Her character: (a) *friendly*
(b) [1]

4 Her interests: (a) *sport*
(b) [1]
(c) [1]

[Total: 5 marks]

Exercice 2: Questions 5–9**Amélie invite ses amis au cinéma.**

Regardez la grille.

Écoutez Amélie.

- Si l'ami/e **peut** aller au cinéma, cochez.....**OUI**.
- Si l'ami/e **ne peut pas** aller au cinéma, cochez..... **NON**.
- Si l'ami/e **n'est pas certain/e**, cochez..... ?

	OUI	NON	?
Exemple:			
Hélène	<input type="checkbox"/>	<input checked="" type="checkbox"/>	<input type="checkbox"/>

	OUI	NON	?	
5 Delphine	<input type="checkbox"/>	<input type="checkbox"/>	<input type="checkbox"/>	[1]
6 Jérôme	<input type="checkbox"/>	<input type="checkbox"/>	<input type="checkbox"/>	[1]
7 Fabien	<input type="checkbox"/>	<input type="checkbox"/>	<input type="checkbox"/>	[1]
8 Lucile	<input type="checkbox"/>	<input type="checkbox"/>	<input type="checkbox"/>	[1]
9 Thomas	<input type="checkbox"/>	<input type="checkbox"/>	<input type="checkbox"/>	[1]

[Total: 5 marks]

Exercice 3: Questions 10–14**Les jeunes parlent de leur temps libre.**

Lisez la liste.

A le bricolage

~~B le cinéma~~

C le cyclisme

D l'équitation

E les jeux vidéo

F les magasins

G la natation

H la pêche

J les voyages

Qui aime quel passe-temps? Écoutez et choisissez la bonne lettre.

Exemple:	Julien	<input type="text" value="B"/>
-----------------	---------------	--------------------------------

10 Marie	<input type="text"/>	[1]
11 Rémy	<input type="text"/>	[1]
12 Laetitia	<input type="text"/>	[1]
13 Pierre	<input type="text"/>	[1]
14 Camille	<input type="text"/>	[1]

[Total: 5 marks]

13
BLANK PAGE

PLEASE DO NOT WRITE ON THIS PAGE

Exercice 4: Questions 15–19**Cécile parle de ses vacances.**

Lisez les questions.

Écoutez Cécile et, pour chaque question, choisissez **UNE** réponse.**Exemple:**

Cécile est allée en vacances ...

A avec ses copains.**B** avec son père.**C** toute seule.**15** Cécile est allée en Espagne ...**A** pour le soleil.**B** pour la nourriture.**C** pour la langue.

[1]

[Pause]**16** Ils ont voyagé ...**A** en train.**B** en avion.**C** en voiture.

[1]

17 Le voyage était ...**A** très bon.**B** assez bon.**C** mauvais.

[1]

[Pause]

18 Ils ont logé dans un hôtel ...

A à Barcelone.

B en montagne.

C sur la côte.

[1]

19 Ils ont trouvé les vacances ...

A excellentes.

B très chères.

C ennuyeuses.

[1]

[Total: 5 marks]

PLEASE DO NOT WRITE ON THIS PAGE

Permission to reproduce items where third-party owned material protected by copyright is included has been sought and cleared where possible. Every reasonable effort has been made by the publisher (OCR) to trace copyright holders, but if any items requiring clearance have unwittingly been included, the publisher will be pleased to make amends at the earliest possible opportunity.

OCR is part of the Cambridge Assessment Group. Cambridge Assessment is the brand name of University of Cambridge Local Examinations Syndicate (UCLES), which is itself a department of the University of Cambridge.