

GENERAL CERTIFICATE OF SECONDARY EDUCATION 2352 & 2355

FRENCH

Speaking (Higher Tier)

ROLE PLAY BOOKLET 1

JUNE 2007

To be completed between 7 March and 15 May 2007

H



INSTRUCTIONS TO CANDIDATES

- You must carry out the tasks specified on Pages 2 and 3 of this booklet. The roles to be played by you and your teacher are indicated. For the Narrative role play you should use the notes to tell your teacher what happened in the story. Be prepared to respond to any questions or comments from your teacher. You have about 12 minutes to study the situations.

INFORMATION FOR CANDIDATES

- There is no Section 1 in the Higher Tier Speaking test.
- The important thing in the Section 2 role play is to convey the message.
- For your Presentation you may take into the examination room a cue card with up to five short headings on it. No other written notes are allowed. No dictionaries are allowed.
- After the two role plays you will do a Presentation, for about one minute, on a subject you have prepared. The rest of the Speaking test will consist of a Discussion of the Presentation with your teacher, and finally, two General Conversation topics.

This document consists of **4** printed pages.

Higher Tier Booklet 1**Section 2**

Situation You have made a telephone booking in a restaurant in France for yourself and a friend called **LEBLANC**.

Your teacher will play the part of the waiter / waitress and will start the conversation.

You will have to:

- 1 say you have telephoned and say when
(eg. yesterday / Monday / at 7 o'clock)
- 2 say it's for your friend and spell the name **LEBLANC**
- 3 answer the question
- 4 ask for the 26-euro menu



GENERAL CERTIFICATE OF SECONDARY EDUCATION 2352 & 2355

FRENCH

Speaking (Higher Tier)

ROLE PLAY BOOKLET 2

JUNE 2007

To be completed between 7 March and 15 May 2007

H



INSTRUCTIONS TO CANDIDATES

- You must carry out the tasks specified on Pages 2 and 3 of this booklet. The roles to be played by you and your teacher are indicated. For the Narrative role play you should use the notes to tell your teacher what happened in the story. Be prepared to respond to any questions or comments from your teacher. You have about 12 minutes to study the situations.

INFORMATION FOR CANDIDATES

- There is no Section 1 in the Higher Tier Speaking test.
- The important thing in the Section 2 role play is to convey the message.
- For your Presentation you may take into the examination room a cue card with up to five short headings on it. No other written notes are allowed. No dictionaries are allowed.
- After the two role plays you will do a Presentation, for about one minute, on a subject you have prepared. The rest of the Speaking test will consist of a Discussion of the Presentation with your teacher, and finally, two General Conversation topics.

This document consists of **4** printed pages.


Higher Tier Booklet 2**Section 2**

Situation You are phoning a hotel in Switzerland.

Your teacher will play the part of the receptionist and will start the conversation.

You will have to:

- 1 say that you are late
- 2 answer the question
- 3 say the road was closed
- 4 ask a question about the hotel (eg. where is the car park / is there a restaurant / what time does the hotel close?)



GENERAL CERTIFICATE OF SECONDARY EDUCATION 2352 & 2355

FRENCH

Speaking (Higher Tier)

ROLE PLAY BOOKLET 3

JUNE 2007

To be completed between 7 March and 15 May 2007

H



INSTRUCTIONS TO CANDIDATES

- You must carry out the tasks specified on Pages 2 and 3 of this booklet. The roles to be played by you and your teacher are indicated. For the Narrative role play you should use the notes to tell your teacher what happened in the story. Be prepared to respond to any questions or comments from your teacher. You have about 12 minutes to study the situations.

INFORMATION FOR CANDIDATES

- There is no Section 1 in the Higher Tier Speaking test.
- The important thing in the Section 2 role play is to convey the message.
- For your Presentation you may take into the examination room a cue card with up to five short headings on it. No other written notes are allowed. No dictionaries are allowed.
- After the two role plays you will do a Presentation, for about one minute, on a subject you have prepared. The rest of the Speaking test will consist of a Discussion of the Presentation with your teacher, and finally, two General Conversation topics.

This document consists of **4** printed pages.

Higher Tier Booklet 3**Section 2**

Situation You are at a friend's house in France.

Your teacher will play the part of the friend and will start the conversation.

You will have to:

- 1 say you do not feel well
- 2 explain what you have eaten
(e.g. chocolate / cake / strawberries)
- 3 answer the question
- 4 say you want to stay in bed



GENERAL CERTIFICATE OF SECONDARY EDUCATION 2352 & 2355

FRENCH

Speaking (Higher Tier)

ROLE PLAY BOOKLET 4

JUNE 2007

To be completed between 7 March and 15 May 2007

H



INSTRUCTIONS TO CANDIDATES

- You must carry out the tasks specified on Pages 2 and 3 of this booklet. The roles to be played by you and your teacher are indicated. For the Narrative role play you should use the notes to tell your teacher what happened in the story. Be prepared to respond to any questions or comments from your teacher. You have about 12 minutes to study the situations.

INFORMATION FOR CANDIDATES

- There is no Section 1 in the Higher Tier Speaking test.
- The important thing in the Section 2 role play is to convey the message.
- For your Presentation you may take into the examination room a cue card with up to five short headings on it. No other written notes are allowed. No dictionaries are allowed.
- After the two role plays you will do a Presentation, for about one minute, on a subject you have prepared. The rest of the Speaking test will consist of a Discussion of the Presentation with your teacher, and finally, two General Conversation topics.

This document consists of **4** printed pages.

Higher Tier Booklet 4**Section 2**

Situation You are in a clothes shop in France.

Your teacher will play the part of the employee and will start the conversation.

You will have to:

- 1 say you have bought a shirt
- 2 explain that it is too small
- 3 answer the question
- 4 explain what you want to do
(e.g. change the shirt / buy a T-shirt / have a refund)



GENERAL CERTIFICATE OF SECONDARY EDUCATION 2352 & 2355

FRENCH

Speaking (Higher Tier)

ROLE PLAY BOOKLET 5

JUNE 2007

To be completed between 7 March and 15 May 2007

H



INSTRUCTIONS TO CANDIDATES

- You must carry out the tasks specified on Pages 2 and 3 of this booklet. The roles to be played by you and your teacher are indicated. For the Narrative role play you should use the notes to tell your teacher what happened in the story. Be prepared to respond to any questions or comments from your teacher. You have about 12 minutes to study the situations.

INFORMATION FOR CANDIDATES

- There is no Section 1 in the Higher Tier Speaking test.
- The important thing in the Section 2 role play is to convey the message.
- For your Presentation you may take into the examination room a cue card with up to five short headings on it. No other written notes are allowed. No dictionaries are allowed.
- After the two role plays you will do a Presentation, for about one minute, on a subject you have prepared. The rest of the Speaking test will consist of a Discussion of the Presentation with your teacher, and finally, two General Conversation topics.

This document consists of **4** printed pages.

Higher Tier Booklet 5**Section 2**

Situation You are in a chemist's in France.

Your teacher will play the part of the employee and will start the conversation.

You will have to:

- 1 say what is wrong (e.g. you have fallen / you have hurt your leg / you have cut your arm)
- 2 ask for some antiseptic cream
- 3 answer the question
- 4 say that you have 50 euros



GENERAL CERTIFICATE OF SECONDARY EDUCATION 2352 & 2355

FRENCH

Speaking (Higher Tier)

ROLE PLAY BOOKLET 6

JUNE 2007

To be completed between 7 March and 15 May 2007

H



INSTRUCTIONS TO CANDIDATES

- You must carry out the tasks specified on Pages 2 and 3 of this booklet. The roles to be played by you and your teacher are indicated. For the Narrative role play you should use the notes to tell your teacher what happened in the story. Be prepared to respond to any questions or comments from your teacher. You have about 12 minutes to study the situations.

INFORMATION FOR CANDIDATES

- There is no Section 1 in the Higher Tier Speaking test.
- The important thing in the Section 2 role play is to convey the message.
- For your Presentation you may take into the examination room a cue card with up to five short headings on it. No other written notes are allowed. No dictionaries are allowed.
- After the two role plays you will do a Presentation, for about one minute, on a subject you have prepared. The rest of the Speaking test will consist of a Discussion of the Presentation with your teacher, and finally, two General Conversation topics.

This document consists of **4** printed pages.

Higher Tier Booklet 6

Section 2

Situation You are at the lost property desk at a swimming pool in France.

Your teacher will play the part of the employee and will start the conversation.

You will have to:

- 1 say you have lost your coat
- 2 give **two** details about the coat
- 3 answer the question
- 4 say where you are staying
(e.g. with friends / on a campsite / in a hotel)



GENERAL CERTIFICATE OF SECONDARY EDUCATION 2352 & 2355

FRENCH

Speaking (Higher Tier)

ROLE PLAY BOOKLET 7

JUNE 2007

To be completed between 7 March and 15 May 2007

H



INSTRUCTIONS TO CANDIDATES

- You must carry out the tasks specified on Pages 2 and 3 of this booklet. The roles to be played by you and your teacher are indicated. For the Narrative role play you should use the notes to tell your teacher what happened in the story. Be prepared to respond to any questions or comments from your teacher. You have about 12 minutes to study the situations.

INFORMATION FOR CANDIDATES

- There is no Section 1 in the Higher Tier Speaking test.
- The important thing in the Section 2 role play is to convey the message.
- For your Presentation you may take into the examination room a cue card with up to five short headings on it. No other written notes are allowed. No dictionaries are allowed.
- After the two role plays you will do a Presentation, for about one minute, on a subject you have prepared. The rest of the Speaking test will consist of a Discussion of the Presentation with your teacher, and finally, two General Conversation topics.

This document consists of **4** printed pages.

Higher Tier Booklet 7**Section 2**

Situation You are in France on an exchange visit talking to your friend's parents.

Your teacher will play the part of the French parent and will start the conversation.

You will have to:

- 1 say you ate at school
- 2 answer the question
- 3 give your opinion of the food
- 4 say what you want to do
(e.g. go swimming / go to the cinema / watch a football match)



GENERAL CERTIFICATE OF SECONDARY EDUCATION 2352 & 2355

FRENCH

Speaking (Higher Tier)

ROLE PLAY BOOKLET 8

JUNE 2007

To be completed between 7 March and 15 May 2007

H



INSTRUCTIONS TO CANDIDATES

- You must carry out the tasks specified on Pages 2 and 3 of this booklet. The roles to be played by you and your teacher are indicated. For the Narrative role play you should use the notes to tell your teacher what happened in the story. Be prepared to respond to any questions or comments from your teacher. You have about 12 minutes to study the situations.

INFORMATION FOR CANDIDATES

- There is no Section 1 in the Higher Tier Speaking test.
- The important thing in the Section 2 role play is to convey the message.
- For your Presentation you may take into the examination room a cue card with up to five short headings on it. No other written notes are allowed. No dictionaries are allowed.
- After the two role plays you will do a Presentation, for about one minute, on a subject you have prepared. The rest of the Speaking test will consist of a Discussion of the Presentation with your teacher, and finally, two General Conversation topics.

This document consists of **4** printed pages.

Higher Tier Booklet 8**Section 2**

Situation You are in a tourist information office in France.

Your teacher will play the part of the employee and will start the conversation.

You will have to:

- 1 say you would like to visit a castle
- 2 ask if it is open today
- 3 answer the question
- 4 ask for some more information about the area
(e.g. is there a swimming pool / where is the town hall / when is the market?)



GENERAL CERTIFICATE OF SECONDARY EDUCATION 2352 & 2355

FRENCH

Speaking (Higher Tier)

ROLE PLAY BOOKLET 9

JUNE 2007

To be completed between 7 March and 15 May 2007

H



INSTRUCTIONS TO CANDIDATES

- You must carry out the tasks specified on Pages 2 and 3 of this booklet. The roles to be played by you and your teacher are indicated. For the Narrative role play you should use the notes to tell your teacher what happened in the story. Be prepared to respond to any questions or comments from your teacher. You have about 12 minutes to study the situations.

INFORMATION FOR CANDIDATES

- There is no Section 1 in the Higher Tier Speaking test.
- The important thing in the Section 2 role play is to convey the message.
- For your Presentation you may take into the examination room a cue card with up to five short headings on it. No other written notes are allowed. No dictionaries are allowed.
- After the two role plays you will do a Presentation, for about one minute, on a subject you have prepared. The rest of the Speaking test will consist of a Discussion of the Presentation with your teacher, and finally, two General Conversation topics.

This document consists of **4** printed pages.

Higher Tier Booklet 9**Section 2**

Situation You are in France on an exchange visit talking to your friend's parents.

Your teacher will play the part of the French parent and will start the conversation.

You will have to:

- 1 say you ate at school
- 2 answer the question
- 3 give your opinion of the food
- 4 say what you want to do
(e.g. go swimming / go to the cinema / watch a football match)



GENERAL CERTIFICATE OF SECONDARY EDUCATION 2352 & 2355

FRENCH

Speaking (Higher Tier)

ROLE PLAY BOOKLET 10

JUNE 2007

To be completed between 7 March and 15 May 2007

H



INSTRUCTIONS TO CANDIDATES

- You must carry out the tasks specified on Pages 2 and 3 of this booklet. The roles to be played by you and your teacher are indicated. For the Narrative role play you should use the notes to tell your teacher what happened in the story. Be prepared to respond to any questions or comments from your teacher. You have about 12 minutes to study the situations.

INFORMATION FOR CANDIDATES

- There is no Section 1 in the Higher Tier Speaking test.
- The important thing in the Section 2 role play is to convey the message.
- For your Presentation you may take into the examination room a cue card with up to five short headings on it. No other written notes are allowed. No dictionaries are allowed.
- After the two role plays you will do a Presentation, for about one minute, on a subject you have prepared. The rest of the Speaking test will consist of a Discussion of the Presentation with your teacher, and finally, two General Conversation topics.

This document consists of **4** printed pages.

Higher Tier Booklet 10

Section 2

Situation You are in a tourist information office in France.

Your teacher will play the part of the employee and will start the conversation.

You will have to:

- 1 say you would like to visit a castle
- 2 ask if it is open today
- 3 answer the question
- 4 ask for some more information about the area
(e.g. is there a swimming pool / where is the town hall / when is the market?)



GENERAL CERTIFICATE OF SECONDARY EDUCATION 2352 & 2355

FRENCH

Speaking (Higher Tier)

ROLE PLAY BOOKLET 11

JUNE 2007

To be completed between 7 March and 15 May 2007

H



INSTRUCTIONS TO CANDIDATES

- You must carry out the tasks specified on Pages 2 and 3 of this booklet. The roles to be played by you and your teacher are indicated. For the Narrative role play you should use the notes to tell your teacher what happened in the story. Be prepared to respond to any questions or comments from your teacher. You have about 12 minutes to study the situations.

INFORMATION FOR CANDIDATES

- There is no Section 1 in the Higher Tier Speaking test.
- The important thing in the Section 2 role play is to convey the message.
- For your Presentation you may take into the examination room a cue card with up to five short headings on it. No other written notes are allowed. No dictionaries are allowed.
- After the two role plays you will do a Presentation, for about one minute, on a subject you have prepared. The rest of the Speaking test will consist of a Discussion of the Presentation with your teacher, and finally, two General Conversation topics.

This document consists of **4** printed pages.

Higher Tier Booklet 11

Section 2

Situation You have made a telephone booking in a restaurant in France for yourself and a friend called **LEBLANC**.

Your teacher will play the part of the waiter / waitress and will start the conversation.

You will have to:

- 1 say you have telephoned and say when
(eg. yesterday / Monday / at 7 o'clock)
- 2 say it's for your friend and spell the name **LEBLANC**
- 3 answer the question
- 4 ask for the 26-euro menu



GENERAL CERTIFICATE OF SECONDARY EDUCATION 2352 & 2355
FRENCH
Speaking (Higher Tier)
ROLE PLAY BOOKLET 12
JUNE 2007

H

To be completed between 7 March and 15 May 2007



INSTRUCTIONS TO CANDIDATES

- You must carry out the tasks specified on Pages 2 and 3 of this booklet. The roles to be played by you and your teacher are indicated. For the Narrative role play you should use the notes to tell your teacher what happened in the story. Be prepared to respond to any questions or comments from your teacher. You have about 12 minutes to study the situations.

INFORMATION FOR CANDIDATES

- There is no Section 1 in the Higher Tier Speaking test.
- The important thing in the Section 2 role play is to convey the message.
- For your Presentation you may take into the examination room a cue card with up to five short headings on it. No other written notes are allowed. No dictionaries are allowed.
- After the two role plays you will do a Presentation, for about one minute, on a subject you have prepared. The rest of the Speaking test will consist of a Discussion of the Presentation with your teacher, and finally, two General Conversation topics.

This document consists of 4 printed pages.

Higher Tier Booklet 12

Section 2

Situation You are phoning a hotel in Switzerland.

Your teacher will play the part of the receptionist and will start the conversation.

You will have to:

- 1 say that you are late
- 2 answer the question
- 3 say the road was closed
- 4 ask a question about the hotel (eg. where is the car park / is there a restaurant / what time does the hotel close?)



GENERAL CERTIFICATE OF SECONDARY EDUCATION 2352 & 2355

FRENCH

Speaking (Higher Tier)

ROLE PLAY BOOKLET 13

JUNE 2007

To be completed between 7 March and 15 May 2007

H



INSTRUCTIONS TO CANDIDATES

- You must carry out the tasks specified on Pages 2 and 3 of this booklet. The roles to be played by you and your teacher are indicated. For the Narrative role play you should use the notes to tell your teacher what happened in the story. Be prepared to respond to any questions or comments from your teacher. You have about 12 minutes to study the situations.

INFORMATION FOR CANDIDATES

- There is no Section 1 in the Higher Tier Speaking test.
- The important thing in the Section 2 role play is to convey the message.
- For your Presentation you may take into the examination room a cue card with up to five short headings on it. No other written notes are allowed. No dictionaries are allowed.
- After the two role plays you will do a Presentation, for about one minute, on a subject you have prepared. The rest of the Speaking test will consist of a Discussion of the Presentation with your teacher, and finally, two General Conversation topics.

This document consists of **4** printed pages.

Higher Tier Booklet 13

Section 2

Situation You are at a friend's house in France.

Your teacher will play the part of the friend and will start the conversation.

You will have to:

- 1 say you do not feel well
- 2 explain what you have eaten
(e.g. chocolate / cake / strawberries)
- 3 answer the question
- 4 say you want to stay in bed



GENERAL CERTIFICATE OF SECONDARY EDUCATION 2352 & 2355
FRENCH
Speaking (Higher Tier)
ROLE PLAY BOOKLET 14
JUNE 2007

H

To be completed between 7 March and 15 May 2007



INSTRUCTIONS TO CANDIDATES

- You must carry out the tasks specified on Pages 2 and 3 of this booklet. The roles to be played by you and your teacher are indicated. For the Narrative role play you should use the notes to tell your teacher what happened in the story. Be prepared to respond to any questions or comments from your teacher. You have about 12 minutes to study the situations.

INFORMATION FOR CANDIDATES

- There is no Section 1 in the Higher Tier Speaking test.
- The important thing in the Section 2 role play is to convey the message.
- For your Presentation you may take into the examination room a cue card with up to five short headings on it. No other written notes are allowed. No dictionaries are allowed.
- After the two role plays you will do a Presentation, for about one minute, on a subject you have prepared. The rest of the Speaking test will consist of a Discussion of the Presentation with your teacher, and finally, two General Conversation topics.

This document consists of 4 printed pages.

Higher Tier Booklet 14

Section 2

Situation You are in a clothes shop in France.

Your teacher will play the part of the employee and will start the conversation.

You will have to:

- 1 say you have bought a shirt
- 2 explain that it is too small
- 3 answer the question
- 4 explain what you want to do
(e.g. change the shirt / buy a T-shirt / have a refund)



GENERAL CERTIFICATE OF SECONDARY EDUCATION 2352 & 2355

FRENCH

Speaking (Higher Tier)

ROLE PLAY BOOKLET 15

JUNE 2007

To be completed between 7 March and 15 May 2007

H



INSTRUCTIONS TO CANDIDATES

- You must carry out the tasks specified on Pages 2 and 3 of this booklet. The roles to be played by you and your teacher are indicated. For the Narrative role play you should use the notes to tell your teacher what happened in the story. Be prepared to respond to any questions or comments from your teacher. You have about 12 minutes to study the situations.

INFORMATION FOR CANDIDATES

- There is no Section 1 in the Higher Tier Speaking test.
- The important thing in the Section 2 role play is to convey the message.
- For your Presentation you may take into the examination room a cue card with up to five short headings on it. No other written notes are allowed. No dictionaries are allowed.
- After the two role plays you will do a Presentation, for about one minute, on a subject you have prepared. The rest of the Speaking test will consist of a Discussion of the Presentation with your teacher, and finally, two General Conversation topics.

This document consists of **4** printed pages.

Higher Tier Booklet 15

Section 2

Situation You are in a chemist's in France.

Your teacher will play the part of the employee and will start the conversation.

You will have to:

- 1 say what is wrong (e.g. you have fallen / you have hurt your leg / you have cut your arm)
- 2 ask for some antiseptic cream
- 3 answer the question
- 4 say that you have 50 euros



GENERAL CERTIFICATE OF SECONDARY EDUCATION 2352 & 2355

FRENCH

Speaking (Higher Tier)

ROLE PLAY BOOKLET 16

JUNE 2007

To be completed between 7 March and 15 May 2007

H



INSTRUCTIONS TO CANDIDATES

- You must carry out the tasks specified on Pages 2 and 3 of this booklet. The roles to be played by you and your teacher are indicated. For the Narrative role play you should use the notes to tell your teacher what happened in the story. Be prepared to respond to any questions or comments from your teacher. You have about 12 minutes to study the situations.

INFORMATION FOR CANDIDATES

- There is no Section 1 in the Higher Tier Speaking test.
- The important thing in the Section 2 role play is to convey the message.
- For your Presentation you may take into the examination room a cue card with up to five short headings on it. No other written notes are allowed. No dictionaries are allowed.
- After the two role plays you will do a Presentation, for about one minute, on a subject you have prepared. The rest of the Speaking test will consist of a Discussion of the Presentation with your teacher, and finally, two General Conversation topics.

This document consists of **4** printed pages.

Higher Tier Booklet 16

Section 2

Situation You are at the lost property desk at a swimming pool in France.

Your teacher will play the part of the employee and will start the conversation.

You will have to:

- 1 say you have lost your coat
- 2 give **two** details about the coat
- 3 answer the question
- 4 say where you are staying
(e.g. with friends / on a campsite / in a hotel)



Higher Tier Booklet 16

Section 3 (Narrative)

Situation The notes and pictures below give an outline of New Year celebrations during your stay in France with a French family last year.

LES PRÉPARATIFS



aller au supermarché
avec qui?



beaucoup de monde



faire des courses
quoi?

LE REPAS DU SOIR A LA MAISON



recevoir des amis




des fruits de mer?
du champagne?




vos opinions du repas?
pourquoi?


PLUS TARD



finir le repas à quelle heure?



prendre des photos



sortir de la maison
aller chez les voisins

CHEZ LES VOISINS



arriver juste avant minuit



souhaiter la Bonne Année
rester quelques heures



danser?
discuter?

LE MATIN DU JOUR DE L'AN



rentrer
vers quelle heure?



se coucher – à quelle heure?



vos impressions?
pourquoi?

Permission to reproduce items where third-party owned material protected by copyright is included has been sought and cleared where possible. Every reasonable effort has been made by the publisher (OCR) to trace copyright holders, but if any items requiring clearance have unwittingly been included, the publisher will be pleased to make amends at the earliest possible opportunity.

OCR is part of the Cambridge Assessment Group. Cambridge Assessment is the brand name of University of Cambridge Local Examinations Syndicate (UCLES), which is itself a department of the University of Cambridge.

Higher Tier Booklet 15

Section 3 (Narrative)

Situation The notes and pictures below give an outline of a hot day last summer when you were staying at a friend's house in Switzerland last year.

LE MATIN



se lever à quelle heure?



préparer du café



le petit déjeuner – quoi?

DANS LE JARDIN



aider le père – comment?
travailler dur?




arroser – quoi?



se reposer

UN ACCIDENT DANS LA RUE



entendre un bruit
deux voitures en collision



sortir du jardin
aller voir l'accident



vos réactions?
pourquoi?

DANS LA RUE



pas de blessés



aider les conducteurs
pousser les deux voitures



rentrer à la maison
avec les conducteurs

APRÈS L'ACCIDENT



téléphoner au garage
qui?



boire quelque chose?



vos impressions?
pourquoi?

Permission to reproduce items where third-party owned material protected by copyright is included has been sought and cleared where possible. Every reasonable effort has been made by the publisher (OCR) to trace copyright holders, but if any items requiring clearance have unwittingly been included, the publisher will be pleased to make amends at the earliest possible opportunity.

OCR is part of the Cambridge Assessment Group. Cambridge Assessment is the brand name of University of Cambridge Local Examinations Syndicate (UCLES), which is itself a department of the University of Cambridge.

Higher Tier Booklet 14

Section 3 (Narrative)

Situation The notes and pictures below give an outline of a delayed start to a family holiday in Belgium last year.

LE MATIN



se lever à quelle heure?



prendre le petit déjeuner



quel temps?

LES PRÉPARATIFS



préparer un pique-nique
– quoi?




vérifier l'eau et l'huile – qui?




mettre les valises
dans la voiture

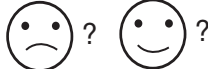
UN PROBLÈME



passport perdu!
chercher partout



retrouver le passeport – où?
après combien de temps?



vos réactions?
pourquoi?

PLUS TARD



prendre l'autoroute




manger dans la voiture

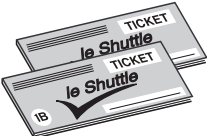


arriver au port trop tard!


EN ROUTE



décider de passer
par le Tunnel



acheter les billets
– très chers?



vos impressions?
pourquoi?

Permission to reproduce items where third-party owned material protected by copyright is included has been sought and cleared where possible. Every reasonable effort has been made by the publisher (OCR) to trace copyright holders, but if any items requiring clearance have unwittingly been included, the publisher will be pleased to make amends at the earliest possible opportunity.


OCR is part of the Cambridge Assessment Group. Cambridge Assessment is the brand name of University of Cambridge Local Examinations Syndicate (UCLES), which is itself a department of the University of Cambridge.

Higher Tier Booklet 13


Section 3 (Narrative)

Situation The notes and pictures below give an outline of an excursion to the nearby town of Saumur during a family holiday in France last year.


LE DÉPART



se lever – à quelle heure?



le petit déjeuner – quoi?



monter dans la voiture
se mettre en route

EN ROUTE POUR SAUMUR



admirer le beau paysage



quelles activités?
avec qui?



manger? boire?

À SAUMUR



arriver à Saumur
trouver un parking




visiter le château




votre opinion?
pourquoi?


PLUS TARD



admirer les grandes maisons




promenade en bateau




trouver un restaurant
manger? boire?


LE SOIR



rentrer à quelle heure?



se coucher



vos impressions?
pourquoi?

Permission to reproduce items where third-party owned material protected by copyright is included has been sought and cleared where possible. Every reasonable effort has been made by the publisher (OCR) to trace copyright holders, but if any items requiring clearance have unwittingly been included, the publisher will be pleased to make amends at the earliest possible opportunity.

OCR is part of the Cambridge Assessment Group. Cambridge Assessment is the brand name of University of Cambridge Local Examinations Syndicate (UCLES), which is itself a department of the University of Cambridge.

Higher Tier Booklet 12

Section 3 (Narrative)

Situation The notes and pictures below give an outline of a cycling holiday in the north of France last year.

LE PREMIER JOUR



se lever
à quelle heure?



quel temps?



monter dans le bateau

ARRIVÉE À CALAIS



louer des vélos



trouver un camping
monter la tente



préparer à manger
quoi?

LE LENDEMAIN MATIN



aller à la plage
quelles activités?




faire un pique-nique




vos réactions?
pourquoi?


L'APRÈS-MIDI



quitter la plage
à quelle heure?



trouver un joli village
manger le fromage régional



prendre des photos

LE SOIR



rentrer au camping
manger – quoi?



quelles activités?
se coucher



vos impressions?
pourquoi?

Permission to reproduce items where third-party owned material protected by copyright is included has been sought and cleared where possible. Every reasonable effort has been made by the publisher (OCR) to trace copyright holders, but if any items requiring clearance have unwittingly been included, the publisher will be pleased to make amends at the earliest possible opportunity.

OCR is part of the Cambridge Assessment Group. Cambridge Assessment is the brand name of University of Cambridge Local Examinations Syndicate (UCLES), which is itself a department of the University of Cambridge.

Higher Tier Booklet 11

Section 3 (Narrative)

Situation The notes and pictures below give an outline of the beginning of a visit to a friend's farm in France last year.

L'ARRIVÉE À LA GARE DE LAVAL



arriver
à quelle heure?





rencontrer la famille
description?



aller à la ferme

EN FAMILLE



faire le tour de la maison




dîner en famille
manger et boire – quoi?



vos réactions?
pourquoi?

LE LENDEMAIN



explorer la ferme



aller dans le jardin
quels fruits?



aller voir les animaux
lesquels?

LA VISITE AU MARCHÉ



partir avec la famille
comment?




transporter les produits
vendre – quoi?




acheter à manger


PLUS TARD



aller à la pêche – avec qui?



rentrer à la maison
– avec des poissons?



vos impressions?
pourquoi?

Permission to reproduce items where third-party owned material protected by copyright is included has been sought and cleared where possible. Every reasonable effort has been made by the publisher (OCR) to trace copyright holders, but if any items requiring clearance have unwittingly been included, the publisher will be pleased to make amends at the earliest possible opportunity.

OCR is part of the Cambridge Assessment Group. Cambridge Assessment is the brand name of University of Cambridge Local Examinations Syndicate (UCLES), which is itself a department of the University of Cambridge.

Higher Tier Booklet 10

Section 3 (Narrative)

Situation The notes and pictures below give an outline of the beginning of a holiday to Paris last year.

LE VOYAGE



se lever – à quelle heure?
prendre le petit déjeuner



partir pour Folkestone
comment?



monter dans le train
passer par le Tunnel

L'ARRIVÉE EN FRANCE



continuer le voyage



arriver à l'hôtel
description



se coucher

LE PREMIER JOUR



aller à Disneyland
admirer les attractions



quel temps faisait-il?



vos réactions?
pourquoi?

LE LENDEMAIN



passer la journée à Paris
aller aux grands magasins

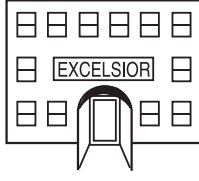


acheter des souvenirs
quoi? pour qui?




se promener
visiter un monument


PLUS TARD



rentrer à l'hôtel
à quelle heure?



manger au restaurant
quoi?



vos impressions?
pourquoi?

Permission to reproduce items where third-party owned material protected by copyright is included has been sought and cleared where possible. Every reasonable effort has been made by the publisher (OCR) to trace copyright holders, but if any items requiring clearance have unwittingly been included, the publisher will be pleased to make amends at the earliest possible opportunity.

OCR is part of the Cambridge Assessment Group. Cambridge Assessment is the brand name of University of Cambridge Local Examinations Syndicate (UCLES), which is itself a department of the University of Cambridge.

Higher Tier Booklet 9

Section 3 (Narrative)

Situation The notes and pictures below give an outline of a day last year when you helped organise a party for the members of the French Exchange group.

LES PRÉPARATIFS



organiser la soirée



trouver une salle où?



employer des musiciens

LE MATIN DE LA FÊTE



se lever de bonne heure?



prendre le petit déjeuner quoi?



rencontrer des amis

AVANT LA FÊTE



décorer la salle comment?




acheter des provisions quoi?




impressions? pourquoi?

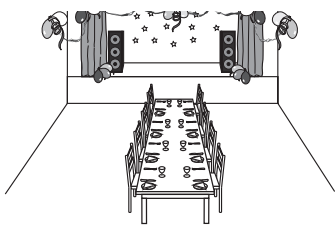
LA FÊTE



commencer à quelle heure?



comment était la musique?



et le repas? boire et manger – quoi?


APRÈS LA FÊTE



nettoyer la salle avec qui?



rentrer à la maison à quelle heure?



réactions? pourquoi?

Permission to reproduce items where third-party owned material protected by copyright is included has been sought and cleared where possible. Every reasonable effort has been made by the publisher (OCR) to trace copyright holders, but if any items requiring clearance have unwittingly been included, the publisher will be pleased to make amends at the earliest possible opportunity.

OCR is part of the Cambridge Assessment Group. Cambridge Assessment is the brand name of University of Cambridge Local Examinations Syndicate (UCLES), which is itself a department of the University of Cambridge.

Higher Tier Booklet 8

Section 3 (Narrative)

Situation The notes and pictures below give an outline of a day last year when you helped organise a party for the members of the French Exchange group.

LES PRÉPARATIFS



organiser la soirée



trouver une salle
où?



employer des musiciens

LE MATIN DE LA FÊTE



se lever
de bonne heure?



prendre le petit déjeuner
quoi?



rencontrer des amis

AVANT LA FÊTE



décorer la salle
comment?




acheter des provisions
quoi?




impressions?
pourquoi?

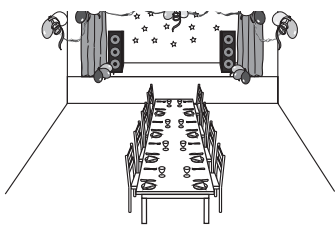
LA FÊTE



commencer
à quelle heure?



comment était la musique?



et le repas?
boire et manger – quoi?

APRÈS LA FÊTE



nettoyer la salle
avec qui?



rentrer à la maison
à quelle heure?



réactions?
pourquoi?

Permission to reproduce items where third-party owned material protected by copyright is included has been sought and cleared where possible. Every reasonable effort has been made by the publisher (OCR) to trace copyright holders, but if any items requiring clearance have unwittingly been included, the publisher will be pleased to make amends at the earliest possible opportunity.

OCR is part of the Cambridge Assessment Group. Cambridge Assessment is the brand name of University of Cambridge Local Examinations Syndicate (UCLES), which is itself a department of the University of Cambridge.

Higher Tier Booklet 7

Section 3 (Narrative)

Situation The notes and pictures below give an outline of the beginning of a holiday to Paris last year.

LE VOYAGE



se lever – à quelle heure?
prendre le petit déjeuner



partir pour Folkestone
comment?



monter dans le train
passer par le Tunnel

L'ARRIVÉE EN FRANCE



continuer le voyage



arriver à l'hôtel
description



se coucher

LE PREMIER JOUR



aller à Disneyland
admirer les attractions



quel temps faisait-il?



vos réactions?
pourquoi?

LE LENDEMAIN



passer la journée à Paris
aller aux grands magasins

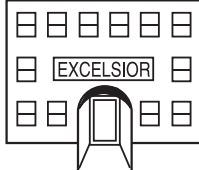


acheter des souvenirs
quoi? pour qui?




se promener
visiter un monument


PLUS TARD



rentrer à l'hôtel
à quelle heure?



manger au restaurant
quoi?



vos impressions?
pourquoi?

Permission to reproduce items where third-party owned material protected by copyright is included has been sought and cleared where possible. Every reasonable effort has been made by the publisher (OCR) to trace copyright holders, but if any items requiring clearance have unwittingly been included, the publisher will be pleased to make amends at the earliest possible opportunity.

OCR is part of the Cambridge Assessment Group. Cambridge Assessment is the brand name of University of Cambridge Local Examinations Syndicate (UCLES), which is itself a department of the University of Cambridge.

Higher Tier Booklet 6

Section 3 (Narrative)

Situation The notes and pictures below give an outline of the beginning of a visit to a friend's farm in France last year.

L'ARRIVÉE À LA GARE DE LAVAL



arriver
à quelle heure?





rencontrer la famille
description?



aller à la ferme

EN FAMILLE



faire le tour de la maison



dîner en famille
manger et boire – quoi?



vos réactions?
pourquoi?

LE LENDEMAIN



explorer la ferme



aller dans le jardin
quels fruits?



aller voir les animaux
lesquels?

LA VISITE AU MARCHÉ



partir avec la famille
comment?



transporter les produits
vendre – quoi?



acheter à manger


PLUS TARD



aller à la pêche – avec qui?



rentrer à la maison
– avec des poissons?



vos impressions?
pourquoi?

Permission to reproduce items where third-party owned material protected by copyright is included has been sought and cleared where possible. Every reasonable effort has been made by the publisher (OCR) to trace copyright holders, but if any items requiring clearance have unwittingly been included, the publisher will be pleased to make amends at the earliest possible opportunity.

OCR is part of the Cambridge Assessment Group. Cambridge Assessment is the brand name of University of Cambridge Local Examinations Syndicate (UCLES), which is itself a department of the University of Cambridge.

Higher Tier Booklet 5

Section 3 (Narrative)

Situation The notes and pictures below give an outline of a cycling holiday in the north of France last year.

LE PREMIER JOUR



se lever
à quelle heure?



quel temps?



monter dans le bateau

ARRIVÉE À CALAIS



louer des vélos



trouver un camping
monter la tente



préparer à manger
quoi?

LE LENDEMAIN MATIN



aller à la plage
quelles activités?




faire un pique-nique




vos réactions?
pourquoi?


L'APRÈS-MIDI



quitter la plage
à quelle heure?



trouver un joli village
manger le fromage régional



prendre des photos

LE SOIR



rentrer au camping
manger – quoi?



quelles activités?
se coucher



vos impressions?
pourquoi?

Permission to reproduce items where third-party owned material protected by copyright is included has been sought and cleared where possible. Every reasonable effort has been made by the publisher (OCR) to trace copyright holders, but if any items requiring clearance have unwittingly been included, the publisher will be pleased to make amends at the earliest possible opportunity.


OCR is part of the Cambridge Assessment Group. Cambridge Assessment is the brand name of University of Cambridge Local Examinations Syndicate (UCLES), which is itself a department of the University of Cambridge.

Higher Tier Booklet 4


Section 3 (Narrative)

Situation The notes and pictures below give an outline of an excursion to the nearby town of Saumur during a family holiday in France last year.


LE DÉPART



se lever – à quelle heure?




le petit déjeuner – quoi?




monter dans la voiture
se mettre en route

EN ROUTE POUR SAUMUR



admirer le beau paysage



quelles activités?
avec qui?



manger? boire?

À SAUMUR



arriver à Saumur
trouver un parking




visiter le château




votre opinion?
pourquoi?


PLUS TARD



admirer les grandes maisons




promenade en bateau




trouver un restaurant
manger? boire?


LE SOIR



rentrer à quelle heure?



se coucher



vos impressions?
pourquoi?

Permission to reproduce items where third-party owned material protected by copyright is included has been sought and cleared where possible. Every reasonable effort has been made by the publisher (OCR) to trace copyright holders, but if any items requiring clearance have unwittingly been included, the publisher will be pleased to make amends at the earliest possible opportunity.


OCR is part of the Cambridge Assessment Group. Cambridge Assessment is the brand name of University of Cambridge Local Examinations Syndicate (UCLES), which is itself a department of the University of Cambridge.

Higher Tier Booklet 3


Section 3 (Narrative)

Situation The notes and pictures below give an outline of a delayed start to a family holiday in Belgium last year.


LE MATIN



se lever à quelle heure?



prendre le petit déjeuner



quel temps?

LES PRÉPARATIFS



préparer un pique-nique
– quoi?




vérifier l'eau et l'huile – qui?




mettre les valises
dans la voiture


UN PROBLÈME



passport perdu!
chercher partout



retrouver le passeport – où?
après combien de temps?




vos réactions?
pourquoi?

PLUS TARD



prendre l'autoroute




manger dans la voiture

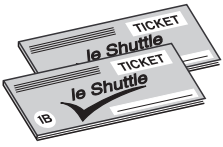


arriver au port trop tard!


EN ROUTE



décider de passer
par le Tunnel



acheter les billets
– très chers?



vos impressions?
pourquoi?

Permission to reproduce items where third-party owned material protected by copyright is included has been sought and cleared where possible. Every reasonable effort has been made by the publisher (OCR) to trace copyright holders, but if any items requiring clearance have unwittingly been included, the publisher will be pleased to make amends at the earliest possible opportunity.

OCR is part of the Cambridge Assessment Group. Cambridge Assessment is the brand name of University of Cambridge Local Examinations Syndicate (UCLES), which is itself a department of the University of Cambridge.

Higher Tier Booklet 2

Section 3 (Narrative)

Situation The notes and pictures below give an outline of a hot day last summer when you were staying at a friend's house in Switzerland last year.

LE MATIN



se lever à quelle heure?



préparer du café



le petit déjeuner – quoi?

DANS LE JARDIN



aider le père – comment?
travailler dur?



arroser – quoi?



se reposer


UN ACCIDENT DANS LA RUE



entendre un bruit
deux voitures en collision



sortir du jardin
aller voir l'accident



vos réactions?
pourquoi?

DANS LA RUE



pas de blessés



aider les conducteurs
pousser les deux voitures



rentrer à la maison
avec les conducteurs

APRÈS L'ACCIDENT



téléphoner au garage
qui?



boire quelque chose?



vos impressions?
pourquoi?

Permission to reproduce items where third-party owned material protected by copyright is included has been sought and cleared where possible. Every reasonable effort has been made by the publisher (OCR) to trace copyright holders, but if any items requiring clearance have unwittingly been included, the publisher will be pleased to make amends at the earliest possible opportunity.

OCR is part of the Cambridge Assessment Group. Cambridge Assessment is the brand name of University of Cambridge Local Examinations Syndicate (UCLES), which is itself a department of the University of Cambridge.

Higher Tier Booklet 1

Section 3 (Narrative)

Situation The notes and pictures below give an outline of New Year celebrations during your stay in France with a French family last year.

LES PRÉPARATIFS



aller au supermarché
avec qui?



beaucoup de monde



faire des courses
quoi?

LE REPAS DU SOIR A LA MAISON



recevoir des amis




des fruits de mer?
du champagne?




votre opinion du repas?
pourquoi?


PLUS TARD



finir le repas à quelle heure?



prendre des photos



sortir de la maison
aller chez les voisins

CHEZ LES VOISINS



arriver juste avant minuit



souhaiter la Bonne Année
rester quelques heures



danser?
discuter?

LE MATIN DU JOUR DE L'AN



rentrer
vers quelle heure?



se coucher – à quelle heure?



vos impressions?
pourquoi?

Permission to reproduce items where third-party owned material protected by copyright is included has been sought and cleared where possible. Every reasonable effort has been made by the publisher (OCR) to trace copyright holders, but if any items requiring clearance have unwittingly been included, the publisher will be pleased to make amends at the earliest possible opportunity.

OCR is part of the Cambridge Assessment Group. Cambridge Assessment is the brand name of University of Cambridge Local Examinations Syndicate (UCLES), which is itself a department of the University of Cambridge.