

**GENERAL CERTIFICATE OF SECONDARY EDUCATION
FRENCH**

F 2351/01

Listening Foundation Tier

WEDNESDAY 16 MAY 2007

Morning

Time: 45 minutes

Additional materials:
Candidates answer on the question paper.
No additional materials are required.



* G U E / T 2 2 0 7 4 *

Candidate
Name

Centre
Number

--	--	--	--	--

Candidate
Number

--	--	--	--

TIME 5 minutes reading time + approx 40 minutes
During the 5 minutes reading time, candidates may NOT ask questions.

INSTRUCTIONS TO CANDIDATES

- During this introduction you should tell the invigilator immediately if you have any difficulty in hearing the recording. Once the test has begun, the tape will not be stopped.
- Write your name, Centre Number and Candidate Number in the boxes above.
- Answer **all** the questions.
- Write your answers in blue or black ink.
- Do **not** write in the bar code.
- Do **not** write outside the box bordering each page.
- **WRITE YOUR ANSWER TO EACH QUESTION IN THE SPACE PROVIDED. ANSWERS WRITTEN ELSEWHERE WILL NOT BE MARKED.**

INFORMATION FOR CANDIDATES

- The number of marks for each question is given in brackets [] at the end of each question or part-question.
- Listen carefully to the instructions and follow the example for each exercise.
- There will be pauses to give you time to read the questions and to write your answers.
- You will hear all the recordings twice.
- You may write your answers at any time during the test.
- The total for this paper is 50 marks.
- Dictionaries are **not** allowed.
- Open your booklet now.

FOR EXAMINER'S USE

--

This document consists of **14** printed pages and **2** blank pages.

2
Section 1


Exercise 1: Questions 1-5

You will hear some short phrases in French.
You will hear each phrase twice.
Answer each question by ticking **one** box only.


First, listen to an example.

Example


You are at a station in France. You ask when the next train arrives. At what time does it arrive?



A



B



C


✓

The answer is **C**.


Now answer these five questions. Tick **one** box for each.

You have gone to Nice for a few days' holiday.


1 What platform do you need for the train to Nice?



A




B




C

[1]


2 What is your hotel near to?



A




B



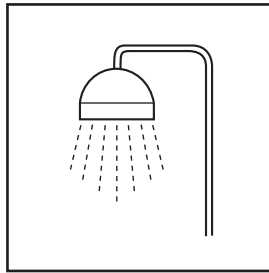
C

[1]


3 What type of hotel room are you offered?



A




B




C

[1]


4 At what time do they serve the evening meal?



A




B



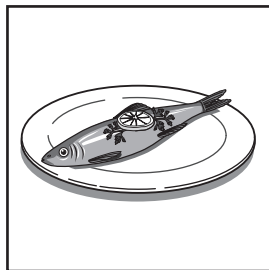
C

[1]


5 What does the waiter recommend for dinner?



A



B



C

[1]





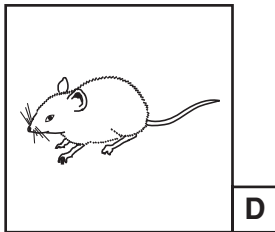



[Total: 5 marks]

Exercice 2: Questions 6-10

Les jeunes parlent de leurs animaux.

Regardez les dessins.

Écoutez et pour chaque jeune choisissez la bonne lettre.



Exemple	Audrey	<input type="text" value="C"/>
----------------	---------------	--------------------------------

6 **Marc** [1]

7 **Estelle** [1]

8 **Julien** [1]

9 **Magali** [1]

10 **Yannick** [1]

[Total: 5 marks]

5
BLANK PAGE

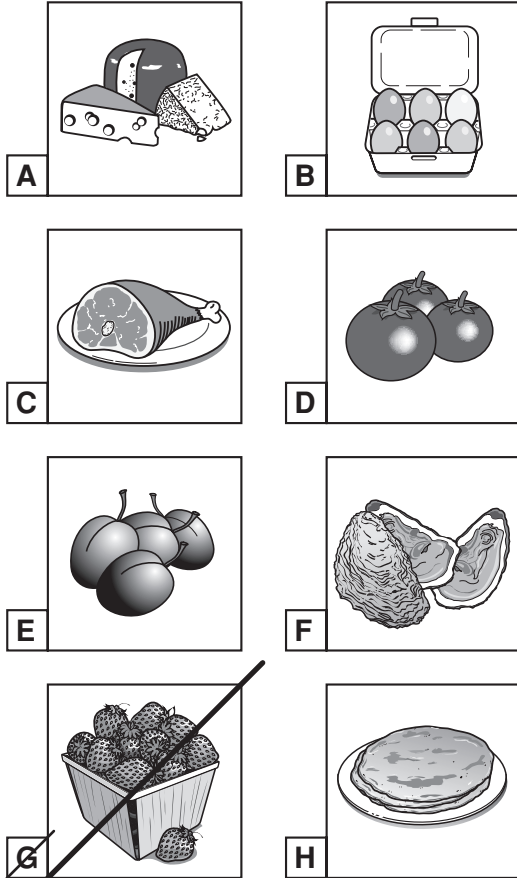
PLEASE DO NOT WRITE ON THIS PAGE

Exercice 3: Questions 11-15


Les jeunes, qu'est-ce qu'ils aiment manger et boire?

Regardez les dessins.

Aime manger



Aime boire



Écoutez les jeunes. Pour chaque personne choisissez **deux lettres – une chose à manger et une chose à boire.**

Exemple	Aime manger	Aime boire
Karine	<input type="text" value="G"/>	<input type="text" value="N"/>

	Aime manger	Aime boire	
11 Remy	<input type="text"/>	<input type="text"/>	[2]
12 Lucile	<input type="text"/>	<input type="text"/>	[2]
13 Pierre	<input type="text"/>	<input type="text"/>	[2]
14 Clotilde	<input type="text"/>	<input type="text"/>	[2]
15 Philippe	<input type="text"/>	<input type="text"/>	[2]

[Total: 10 marks]

Exercice 4: Questions 16-20

Une visite de la ville de Biarritz.


Regardez les dessins et la grille.




A



B




C




D



E



F




G



H

Écoutez et choisissez les bonnes lettres.

Exemple	Quelle heure?	Où?
		<input type="text" value="G"/>

16



[1]

17




[1]

18



[1]

19



[1]

20



[1]

[Total: 5 marks]

[Turn over]

Exercice 5: Questions 21-25

Gabrielle parle de son collègue.

Lisez les phrases.

Écoutez Gabrielle.

Pour chaque question, encerclez la bonne réponse.

Exemple

Gabrielle est en classe de

seconde

première

terminale

21 Gabrielle va au collège ...

à pied

à vélo

en car

[1]

22 Elle arrive au collège à ...

7.45 h

8.00 h

8.15 h

[1]

[Pause]

23 Elle préfère ...

le français

l'histoire

les maths

[1]

24 À midi elle ...

mange dans la cantine

parle avec ses amis

fait ses devoirs

[1]

[Pause]

25 Gabrielle pense que son collègue est ...

nul

assez bien

très bien

[1]

[Total: 5 marks]

11
Section 2

Exercise 1: Questions 1-5

Amir talks about his summer holiday.

Read the questions.

Listen to the interview and answer the questions **in English**.

Example

Where did Amir go on holiday?

..... to the seaside

1 Who did he go with?
..... [1]

2 How long did he stay there?
..... [1]

3 Where did they stay?
..... [1]

[Pause]

4 What did they do?
(i) *they sunbathed*
(ii) [1]

5 How did Amir find the holiday? (Tick **one** box)

- A enjoyable
- B boring
- C unpleasant

[1]







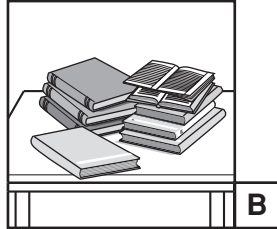

[Total: 5 marks]

[Turn over

Exercice 2: Questions 6-10

Les passe-temps des adolescents.

Regardez les dessins.



Écoutez et, pour chaque adolescent, choisissez la bonne lettre.

Exemple	Jérôme	G	
6	Allison	<input type="checkbox"/>	[1]
7	Marc	<input type="checkbox"/>	[1]
8	Morgane	<input type="checkbox"/>	[1]
9	Fabien	<input type="checkbox"/>	[1]
10	Camille	<input type="checkbox"/>	[1]

Exercice 3: Questions 11-15

Eve Brunet – chanteuse française.

Les jeunes donnent leur opinion.



Regardez la grille.

Écoutez et, pour chaque jeune, indiquez son opinion.

Cochez **AIME** si la personne aime Eve.

Cochez **N'AIME PAS** si la personne n'aime pas Eve.

Cochez **?** si la personne n'a pas d'opinion.

	AIME	N'AIME PAS	?
Exemple			
Gaëlle	<input type="checkbox"/>	<input checked="" type="checkbox"/>	<input type="checkbox"/>

	AIME	N'AIME PAS	?	
11 Thomas	<input type="checkbox"/>	<input type="checkbox"/>	<input type="checkbox"/>	[1]
12 Aurélie	<input type="checkbox"/>	<input type="checkbox"/>	<input type="checkbox"/>	[1]
13 Nicolas	<input type="checkbox"/>	<input type="checkbox"/>	<input type="checkbox"/>	[1]
14 Hélène	<input type="checkbox"/>	<input type="checkbox"/>	<input type="checkbox"/>	[1]
15 Alexis	<input type="checkbox"/>	<input type="checkbox"/>	<input type="checkbox"/>	[1]

[Total: 5 marks]

[Turn over

Exercice 4: Questions 16-20

Des projets pour l'année prochaine.

Lisez la liste.

Qu'est-ce que les jeunes voudraient faire?

A – acheter une voiture

B – continuer ses études

~~**C** – aller en Amérique~~

D – écrire un livre

E – se marier

F – travailler dans un magasin

G – faire des ascensions en montagne

H – vivre seul/e

Écoutez et, pour chaque personne, choisissez **une** lettre.

Exemple	Sara	<input type="text" value="C"/>	
16	Luc	<input type="text"/>	[1]
17	Marjorie	<input type="text"/>	[1]
18	Guy	<input type="text"/>	[1]
19	Virginie	<input type="text"/>	[1]
20	Paul	<input type="text"/>	[1]

[Total: 5 marks]

15
BLANK PAGE

PLEASE DO NOT WRITE ON THIS PAGE

PLEASE DO NOT WRITE ON THIS PAGE

Permission to reproduce items where third-party owned material protected by copyright is included has been sought and cleared where possible. Every reasonable effort has been made by the publisher (OCR) to trace copyright holders, but if any items requiring clearance have unwittingly been included, the publisher will be pleased to make amends at the earliest possible opportunity.

OCR is part of the Cambridge Assessment Group. Cambridge Assessment is the brand name of University of Cambridge Local Examinations Syndicate (UCLES), which is itself a department of the University of Cambridge.