

Centre No.						Paper Reference					Surname	Initial(s)	
Candidate No.						3	2	2	6	/	1	F	Signature

Paper Reference(s)

3226/1F

Edexcel GCSE

French (Short Course)

Paper 1F – Listening and Responding

Foundation Tier

Wednesday 3 June 2009 – Afternoon

Time: 20 minutes (+5 minutes reading time)

Examiner's use only

--	--	--

Team Leader's use only

--	--	--

Question Number	Leave Blank
1-5	
6	
7-11	
12	
13-14	
Total	

Materials required for examination

Nil

Items included with question papers

Nil

Instructions to Candidates

In the boxes above, write your centre number, candidate number, your surname, initials and signature. Check that you have the correct question paper.

Answer ALL the questions. Write your answers in the spaces provided in this question paper. Do not use pencil. Use blue or black ink.

Some questions must be answered with a cross in a box (☒). If you change your mind about an answer, put a line through the box (☒) and then mark your new answer with a cross (☒).

You must answer in the same language as the question. You need not write in complete sentences.

You will hear the extract twice. You may write whilst the tape is playing. Your teacher will pause the tape after the second playing of each extract to give you time to write your answer.

Turn over to the next page **when you are told to do so.**

Information for Candidates

You have 5 minutes to read through the paper before your teacher starts the tape.

You may **NOT** use a dictionary.

The marks for individual questions and the parts of questions are shown in round brackets: e.g. (2).

There are 14 questions in this question paper. The total mark for this paper is 25.

There are 8 pages in this question paper. Any blank pages are indicated.

Advice to Candidates

You are reminded of the importance of clear and orderly presentation in your answers.

This publication may be reproduced only in accordance with Edexcel Limited copyright policy. ©2009 Edexcel Limited.

Printer's Log. No.
N33792A

W850/T3226/57570 4/4/2



edexcel
advancing learning, changing lives

Turn over


BLANK PAGE



AU CAFÉ

Leave blank

Qu'est-ce qu'ils prennent?



Mets une croix (☒) dans la bonne case.

	A	B	C	D	E	F	G	H
Exemple:	<input type="checkbox"/>	<input type="checkbox"/>	<input type="checkbox"/>	<input checked="" type="checkbox"/>	<input type="checkbox"/>	<input type="checkbox"/>	<input type="checkbox"/>	<input type="checkbox"/>
1.	<input type="checkbox"/>	<input type="checkbox"/>	<input type="checkbox"/>	<input type="checkbox"/>	<input type="checkbox"/>	<input type="checkbox"/>	<input type="checkbox"/>	<input type="checkbox"/>
2.	<input type="checkbox"/>	<input type="checkbox"/>	<input type="checkbox"/>	<input type="checkbox"/>	<input type="checkbox"/>	<input type="checkbox"/>	<input type="checkbox"/>	<input type="checkbox"/>
3.	<input type="checkbox"/>	<input type="checkbox"/>	<input type="checkbox"/>	<input type="checkbox"/>	<input type="checkbox"/>	<input type="checkbox"/>	<input type="checkbox"/>	<input type="checkbox"/>
4.	<input type="checkbox"/>	<input type="checkbox"/>	<input type="checkbox"/>	<input type="checkbox"/>	<input type="checkbox"/>	<input type="checkbox"/>	<input type="checkbox"/>	<input type="checkbox"/>
5.	<input type="checkbox"/>	<input type="checkbox"/>	<input type="checkbox"/>	<input type="checkbox"/>	<input type="checkbox"/>	<input type="checkbox"/>	<input type="checkbox"/>	<input type="checkbox"/>

(Total 5 marks)

Q1-5



OFFRE D'EMPLOI

Leave
blank

6. Note les détails en français

Exemple : où : un hôtel

(a) Travail :

(b) Jour libre :

(c) Finit à : h

(d) Salaire : € de l'heure

(e) **Un (1) avantage :**

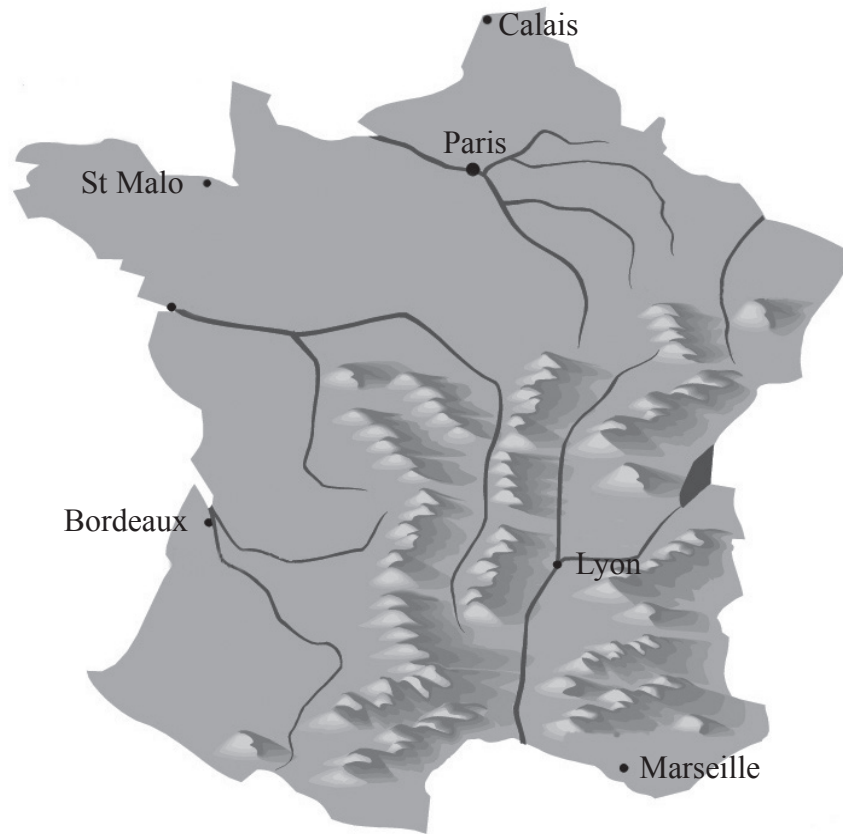
Q6

(Total 5 marks)



Leave blank

QUEL TEMPS FAIT-IL?



Mets une croix (☒) dans la bonne case

	A	B	C	D	E	F	G
Exemple : Paris	<input type="checkbox"/>	<input type="checkbox"/>	<input type="checkbox"/>	<input type="checkbox"/>	<input checked="" type="checkbox"/>	<input type="checkbox"/>	<input type="checkbox"/>
7. Calais	<input type="checkbox"/>	<input type="checkbox"/>	<input type="checkbox"/>	<input type="checkbox"/>	<input type="checkbox"/>	<input type="checkbox"/>	<input type="checkbox"/>
8. Marseille	<input type="checkbox"/>	<input type="checkbox"/>	<input type="checkbox"/>	<input type="checkbox"/>	<input type="checkbox"/>	<input type="checkbox"/>	<input type="checkbox"/>
9. Lyon	<input type="checkbox"/>	<input type="checkbox"/>	<input type="checkbox"/>	<input type="checkbox"/>	<input type="checkbox"/>	<input type="checkbox"/>	<input type="checkbox"/>
10. Bordeaux	<input type="checkbox"/>	<input type="checkbox"/>	<input type="checkbox"/>	<input type="checkbox"/>	<input type="checkbox"/>	<input type="checkbox"/>	<input type="checkbox"/>
11. St Malo	<input type="checkbox"/>	<input type="checkbox"/>	<input type="checkbox"/>	<input type="checkbox"/>	<input type="checkbox"/>	<input type="checkbox"/>	<input type="checkbox"/>

Q7-11

(Total 5 marks)

5

Turn over



N 3 3 7 9 2 A 0 5 0 8



MA VILLE

12. Mathilde parle de sa ville.

Qu'est-ce qui est bien ? Qu'est-ce qui n'est pas bien selon Mathilde ?

- A le transport
- B les boîtes de nuit
- C le centre sportif
- D son école
- E les petits magasins
- F le centre commercial
- G les restaurants

Écris la bonne lettre dans la case.

BIEN	PAS BIEN
	
Exemple: D	(iii)
(i)	(iv)
(ii)	(v)

Q12

(Total 5 marks)



Leave
blank

POCKET MONEY

You hear this report on the radio and make notes for a project you are doing.

13. (a) How much pocket money do 15 year olds receive on average?

..... (1)

(b) Name one job they do to earn extra money.

..... (1)

14. (a) Name one other way they get money.

..... (1)

(b) What do boys spend their money on?

..... (1)

(c) What do girls spend their money on?

..... (1)

Q13-14

(Total 5 marks)

TOTAL FOR PAPER: 25 MARKS

END



BLANK PAGE

