



Wednesday 21 May 2014 – Morning

GCSE DUTCH

A801/01 Listening

Candidates answer on the Question Paper.


OCR supplied materials:

- CD

Other materials required:

None

Duration: 5 minutes reading time
+ 45 minutes (approx.)



Candidate forename		Candidate surname	
-----------------------	--	----------------------	--

Centre number						Candidate number				
---------------	--	--	--	--	--	------------------	--	--	--	--

You will now have finished the five minutes' reading time for this paper. The test will begin now.

INSTRUCTIONS TO CANDIDATES

- During the introduction you should tell the invigilator immediately if you have any difficulty in hearing the recording. Once the questions have begun, the recording will not be stopped.
- Write your name, centre number and candidate number in the boxes above. Please write clearly and in capital letters.
- Use black ink.
- Answer **all** the questions.
- Read each question carefully. Make sure you know what you have to do before starting your answer.
- Write your answer to each question in the space provided. Additional paper may be used if necessary but you must clearly show your candidate number, centre number and question number(s).
- Do **not** write in the bar codes.

INFORMATION FOR CANDIDATES

- The number of marks is given in brackets [] at the end of each question or part question.
- The total number of marks for this paper is **50**.
- Listen carefully to the instructions and follow the example for each exercise.
- There will be pauses to give you time to read the questions and to write your answers.
- You will hear all the recordings twice.
- You may write your answers at any time during the test.
- You do not have to write in full sentences and your answers will not be marked for the accuracy of the language.
- Dictionaries are **not** allowed.
- Open your booklet now.
- This document consists of **12** pages. Any blank pages are indicated.

Exercise 1: Questions 1 – 5

Julia talks about herself

In this exercise you will hear five short statements in Dutch.

Listen and tick the correct box.

Example:

How old is Julia?

15

A



16

B

17

C

The correct answer is A.

Now answer these five questions. Tick **one** box for each.


1 What does Julia like to do?



A




B



C

[1]


2 When does she do this?



A



B




C

[1]


3 Where is Julia's club?



A



B




C

[1]

4 How does she get there?



A




B




C

[1]


5 What does Julia think of rainy weather?



A



B



C

[1]

[Total: 5 marks]

Exercise 2: Questions 6 – 12

A job

You will hear Mark talking about his job and his holidays.

Read the questions and look at the pictures.

Tick the correct box.

Example:

Where does Mark work?



A



B




C

6 When does Mark work?



A




B



C

[1]

7 What does Mark do?



A



B




C


[1]

[Pause]

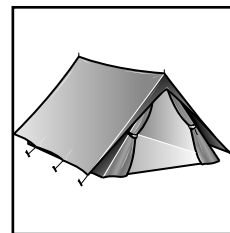
8 What does Mark say he needs for his holiday?



A




B




C

[1]

9 Who is Mark going with?



A




B



C

[1]


10 When are they going?



A



B




C


[1]

[Pause]


11 How many hours does he work?



A



B




C

[1]

12 What does Mark do after work?



A



B



C

[1]

[Total: 7 marks]

Exercise 3: Questions 13 – 17

Sophie is talking about her hobby

Read the sentences.

Listen and complete the sentences briefly **IN ENGLISH**.

<p>Example:</p> <p>Sophie does drama at school.</p>

13 The performance is next [1]

14 The play is serious but at times [1]

[Pause]

15 At the moment Sophie has to rehearse **(a)** once [1]

and **(b)** twice [1]

[Pause]

16 Sophie has the in the play. [1]

17 She does not want to say a lot about the play because she
..... [1]

[Total: 6 marks]

Exercise 4: Questions 18 – 22

Peter’s sport: cyclocross

Read the questions.

Listen and write short answers **IN ENGLISH**.

Example:
Where does cyclocross take place?
.....
across forests and fields
.....

18 Where does Peter like cycling most?
..... [1]

19 What does Peter say about riding through sand or mud?
..... [1]

[Pause]

20 What does Peter do when cycling is impossible?
..... [1]

21 What does Peter say about his appearance after a race?
..... [1]

[Pause]

22 Why does Peter like this sport?
(a) [1]
(b) [1]

[Total: 6 marks]

Exercise 5: Questions 23 – 27

Supermarkets and students

Read the questions.

Listen and write short answers **IN ENGLISH**.

<p>Example:</p> <p>What is Janna’s plan?</p> <p style="text-align: center;">..... <i>new supermarket rules for students</i> </p>
--

23 How do supermarkets discriminate against students?

(a) [1]

(b) [1]

24 Why does Janna not like waiting outside sometimes?

..... [1]

[Pause]

25 Which solution did Janna come up with?

..... [1]

26 What two advantages are there according to Janna?

(a) [1]

(b) [1]

[Pause]

27 What is going to be the next step for Janna?

..... [1]

[Total: 7 marks]

Exercise 6: Questions 28 – 33

Summer jobs

Read the list.

- A cleaner
- B factory worker
- C ~~ice cream seller~~
- D pizza delivery
- E PR assistant
- F shop assistant
- G vegetable picker
- H waiter/waitress

Listen and write the correct letter in the box.

Example:

C

28

[1]

29

[1]

30

[1]

31

[1]

32

[1]

33

[1]

[Total: 6 marks]

Exercise 7: Questions 34 – 36

Plans for King’s Day in the Netherlands

Look at the lists.

Plans	Tips
A Do face painting	G Don’t show the customer your irritation
B Make music	H Get up early to find a good spot
C Sell flowers	J Make contact and joke with the audience
D Sell food	K Paint your money box very bright
E Sell home-made produce	L Play to your strengths
F Sell second hand goods	M Take the weather into account

Listen and for each person write the correct letters in the two boxes: **one** plan and **one** tip.

Note that for Floris in Question 35 you will need **two** tips.

Example:

Jonathan

Plan	<input type="text" value="D"/>
Tip	<input type="text" value="M"/>

34 Merel

Plan	<input type="text"/>	[1]
Tip	<input type="text"/>	[1]

[Pause]

35 Floris

Plan	<input type="text"/>	[1]
Tip (a)	<input type="text"/>	[1]
(b)	<input type="text"/>	[1]

[Pause]

36 Eline

Plan	<input type="text"/>	[1]
Tip	<input type="text"/>	[1]

[Total: 7 marks]

Exercise 8: Questions 37 – 42**'Elfstedentocht', an ice skating competition**

Read the questions.

Listen and tick the correct box.

Example:	
When the weather turns cold, Richard ...	
A ... clears out the garage.	<input type="checkbox"/>
B ... gets his skates out.	<input checked="" type="checkbox"/>
C ... stays inside.	<input type="checkbox"/>

- 37** 'Elfstedenkoorts' is ...
- | | | |
|---|--------------------------|-----|
| A ... a bad fever that keeps you from skating. | <input type="checkbox"/> | |
| B ... the urge to do a long ice skating competition. | <input type="checkbox"/> | |
| C ... a fever that is common among skaters in Friesland. | <input type="checkbox"/> | [1] |
- 38** The winning skater becomes famous overnight because the competition ...
- | | | |
|--|--------------------------|-----|
| A ... is so challenging. | <input type="checkbox"/> | |
| B ... is held every five years. | <input type="checkbox"/> | |
| C ... is held very rarely. | <input type="checkbox"/> | [1] |
- 39** The biggest challenge for the organisers is ...
- | | | |
|--|--------------------------|-----|
| A ... the number of spectators coming to the event. | <input type="checkbox"/> | |
| B ... the thickness of the ice at the start. | <input type="checkbox"/> | |
| C ... the quality of the ice throughout the course. | <input type="checkbox"/> | [1] |

[Pause]

40 For the ice to get thicker there needs to be ...

A ... no snow.

B ... strong wind.

C ... a clear sky.

[1]

41 Ice transplants are used if ...

A ... a skater has a serious accident.

B ... there is too much ice on a lake.

C ... the ice needs to be repaired.

[1]

[Pause]

42 Richard is looking forward to ...

A ... a severe winter.

B ... skating with his father.

C ... more training sessions.

[1]

[Total: 6 marks]

END OF QUESTION PAPER



Copyright Information

OCR is committed to seeking permission to reproduce all third-party content that it uses in its assessment materials. OCR has attempted to identify and contact all copyright holders whose work is used in this paper. To avoid the issue of disclosure of answer-related information to candidates, all copyright acknowledgements are reproduced in the OCR Copyright Acknowledgements Booklet. This is produced for each series of examinations and is freely available to download from our public website (www.ocr.org.uk) after the live examination series.

If OCR has unwittingly failed to correctly acknowledge or clear any third-party content in this assessment material, OCR will be happy to correct its mistake at the earliest possible opportunity.

For queries or further information please contact the Copyright Team, First Floor, 9 Hills Road, Cambridge CB2 1GE.

OCR is part of the Cambridge Assessment Group; Cambridge Assessment is the brand name of University of Cambridge Local Examinations Syndicate (UCLES), which is itself a department of the University of Cambridge.