

Monday 28 May 2012 – Morning

GCSE DUTCH

A801 Listening

Candidates answer on the Question Paper.

OCR supplied materials:

- CD

Other materials required:

None

Duration: 5 minutes reading time
+ 45 minutes (approx.)



Candidate forename		Candidate surname	
-----------------------	--	----------------------	--

Centre number						Candidate number				
---------------	--	--	--	--	--	------------------	--	--	--	--

You will now have finished the five minutes reading time for this paper. The test will begin now.

INSTRUCTIONS TO CANDIDATES

- During this introduction you should tell the invigilator immediately if you have any difficulty in hearing the recording. Once the questions have begun, the recording will not be stopped.
- Write your name, centre number and candidate number in the boxes above. Please write clearly and in capital letters.
- Use black ink.
- Answer **all** the questions.
- Read each question carefully. Make sure you know what you have to do before starting your answer.
- Write your answer to each question in the space provided. Additional paper may be used if necessary but you must clearly show your candidate number, centre number and question number(s).
- Do **not** write in the bar codes.

INFORMATION FOR CANDIDATES

- The number of marks is given in brackets [] at the end of each question or part question.
- The total number of marks for this paper is **50**.
- Listen carefully to the instructions and follow the example for each exercise.
- There will be pauses to give you time to read the questions and to write your answers.
- You will hear all the recordings twice.
- You may write your answers at any time during the test. You do not have to write in full sentences and your answers will not be marked for the accuracy of the language.
- Dictionaries are **not** allowed.
- This document consists of **12** pages. Any blank pages are indicated.

Exercise 1: Questions 1 – 5

Marieke talks about herself

In this exercise you will hear five short statements in Dutch.

Example:


Where does Marieke live?



A



B




C


The correct answer is A.

Now answer these five questions. Tick **one** box for each.

1 Which shop is in her street?



A




B




C

[1]

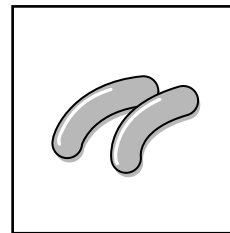
2 What does Marieke like to buy?



A



B




C

[1]


3 What is in her village?



A




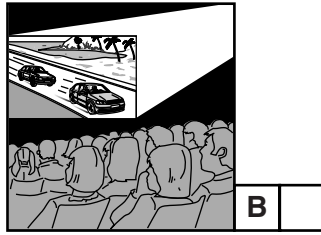

B



C

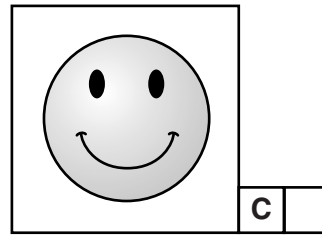
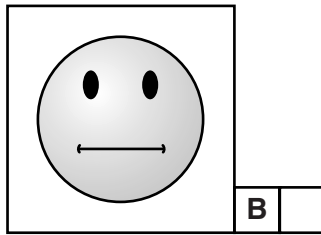
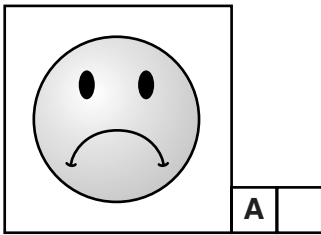
[1]

4 What does her village **not** have?



[1]

5 What does Marieke think of sport?



[1]

[Total: 5 marks]

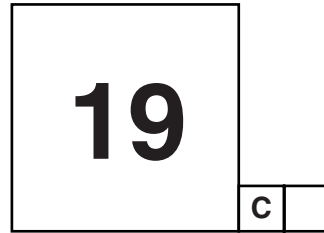
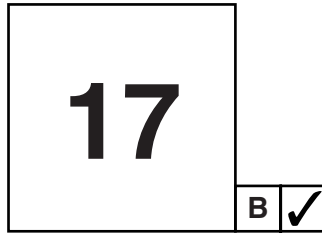
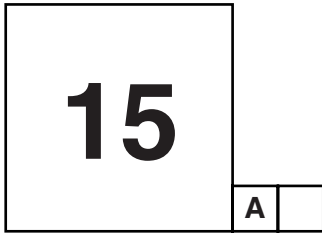
Exercise 2: Questions 6 – 12

Jenny's school exchange

Read the questions and look at the pictures.

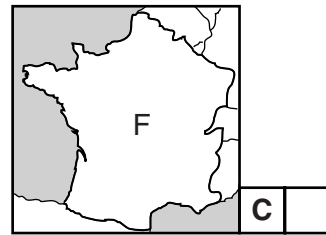
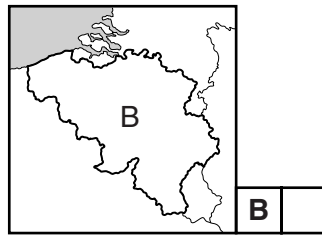
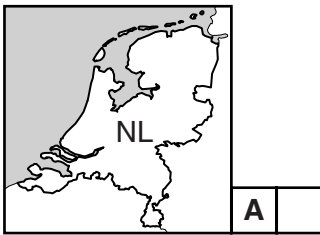
Example:

How old is Jenny?




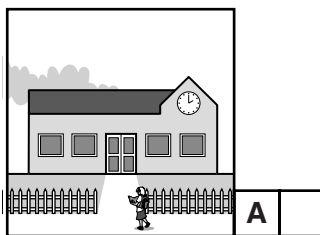
Now answer the seven questions. Tick **one** box for each.

6 Where is Jenny's school?



[1]

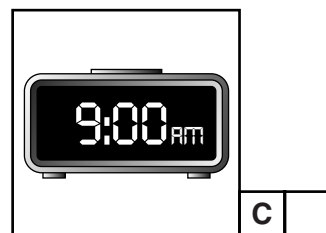
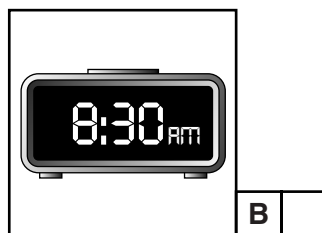
7 What does the school look like?



[1]

[Pause]

8 What time does the school start?




[1]


9 How does Jenny go to school?



A



B



C


[1]

[Pause]


10 What does Jenny do after school?



A



B




C

[1]

[Pause]


11 Where does Jenny eat her dinner?



A



B



C

[1]

12 What does the family do in the evening?



A



B



C

[1]

[Total: 7 marks]

Exercise 3: Questions 13 – 16

Frank and Moniek talk about their holidays

Read the sentences.

Listen and complete the sentences briefly **IN ENGLISH**.

Example:

Moniek wants to stay **in the Netherlands.**

13 Moniek wants to go [1]

14 Frank is going to Belgium because

(a) he likes and [1]

(b) he thinks the country is [1]

[Pause]

15 Frank is

(a) travelling by and [1]

(b) will be staying in [1]

[Pause]

16 Moniek is travelling by [1]

[Total: 6 marks]

Exercise 4: Questions 17 – 20

Liberation of Groningen

Read the questions.

Listen and write brief answers **IN ENGLISH**.

Example:
What is the 'Gronings Ontzet'?

..... a local holiday

- 17 What is special about the mini-market for the little children?
- (a) [1]
- (b) [1]
- 18 What can the older children learn from the puzzles?
- [1]

[Pause]

- 19 What is there for teenagers at the market?
- (a) [1]
- (b) [1]
- 20 What can you watch in the evening?
- [1]

[Total: 6 marks]

Exercise 5: Questions 21 – 25

Lisa works for the United Nations

Read the questions.

Listen and write brief answers **IN ENGLISH**.

Example:

Who does Lisa represent at the United Nations?

.....
 young Dutch people

21 What do young Dutch people want to improve?

..... [1]

22 In which **two** ways does Lisa help?

(a) [1]

(b) [1]

[Pause]

23 What does Lisa want for everyone?

..... [1]

24 What is her personal interest in Africa?

..... [1]

[Pause]

25 What are Lisa's **two** messages to young people?

(a) [1]

(b) [1]

[Total: 7 marks]

Exercise 6: Questions 26 – 31**Tips for writing your own story**

Read the list of tips.

- | | |
|----------|---|
| A | get plenty of exercise |
| B | get someone else to type the next line |
| C | get everything clear in your head |
| D | have a long lie-in before you start |
| E | keep going once you have started |
| F | make sure you have to stay in one place |
| G | observe the world around you |
| H | pretend you're at a campfire |

Now listen and write the correct letter in the box.

Example:		
Albert	<input type="text" value="E"/>	

- | | | | |
|-----------|--------|----------------------|-----|
| 26 | Bea | <input type="text"/> | [1] |
| 27 | Carlos | <input type="text"/> | [1] |
| 28 | Didi | <input type="text"/> | [1] |
| 29 | Evert | <input type="text"/> | [1] |
| 30 | Fiona | <input type="text"/> | [1] |
| 31 | Geert | <input type="text"/> | [1] |

[Total: 6 marks]

Exercise 7: Questions 32 – 34

Birdwatching

What do the young people prefer?

Read the lists.

PLACE

- A abroad
- B in parks
- C the south
- D all over the country
- E an island
- F ~~the island~~

REASONS

- G ~~prefers peaceful places~~
- H is only interested in rare birds
- J it's an ideal spot to study behaviour
- K loves birds of prey
- L there's enough space to observe birds
- M likes colourful birds

Now listen and for each person write the correct letters in the two boxes: **one** Place and **one** Reason. Note that for David in Question 34 you will need **two** reasons.

Example:

Karin	
Place	F
Reason	G

32 Bart

Place		[1]
Reason		[1]

33 Leonie

Place		[1]
Reason		[1]

34 David

Place		[1]
Reason 1		[1]
Reason 2		[1]

[Total: 7 marks]

Exercise 8: Questions 35 – 40**Saturday jobs**

Read the questions.

Listen and tick the correct box.

Example:

Mariette works in a ...

A ... factory.

B ... supermarket.

C ... restaurant.

35 She likes her work mainly because of ...

A ... her colleagues.

B ... her pay.

C ... the hours.

[1]

36 Sander wants a job because ...

A ... he has debts.

B ... he is old enough.

C ... he promised to find one.

[1]

37 Mariette tells Sander he needs to ...

A ... be nice to customers.

B ... wear a uniform.

C ... work hard.

[1]

[Pause]

38 According to Mariette, two customers were ...

A ... careless.

B ... dishonest.

C ... aggressive.

[1]

[Pause]

39 Mariette advised Sander to ...

A ... write an email.

B ... phone.

C ... drop in.

[1]

40 Sander needs to contact the shop on a Saturday because ...

A ... Mariette will be there on that day.

B ... he will have a better chance of getting a job.

C ... that's the only day he would like to work.

[1]

[Total: 6 marks]

[Paper total: 50 marks]

Copyright Information

OCR is committed to seeking permission to reproduce all third-party content that it uses in its assessment materials. OCR has attempted to identify and contact all copyright holders whose work is used in this paper. To avoid the issue of disclosure of answer-related information to candidates, all copyright acknowledgements are reproduced in the OCR Copyright Acknowledgements Booklet. This is produced for each series of examinations and is freely available to download from our public website (www.ocr.org.uk) after the live examination series.

If OCR has unwittingly failed to correctly acknowledge or clear any third-party content in this assessment material, OCR will be happy to correct its mistake at the earliest possible opportunity.

For queries or further information please contact the Copyright Team, First Floor, 9 Hills Road, Cambridge CB2 1GE.

OCR is part of the Cambridge Assessment Group; Cambridge Assessment is the brand name of University of Cambridge Local Examinations Syndicate (UCLES), which is itself a department of the University of Cambridge.