

GENERAL CERTIFICATE OF SECONDARY EDUCATION

DUTCH

Listening

A801

Candidates answer on the question paper.

OCR supplied materials:

- CD

Other materials required:

None

Friday 20 May 2011

Afternoon

Duration: 5 minutes reading time
+ 45 minutes (approx.)



Candidate forename		Candidate surname	
-----------------------	--	----------------------	--

Centre number						Candidate number				
---------------	--	--	--	--	--	------------------	--	--	--	--

You will now have finished the five minutes reading time for this paper. The test will begin now.

INSTRUCTIONS TO CANDIDATES

- During this introduction you should tell the invigilator immediately if you have any difficulty in hearing the recording. Once the questions have begun, the recording will not be stopped.
- Write your name, centre number and candidate number in the boxes above. Please write clearly and in capital letters.
- Use black ink.
- Read each question carefully. Make sure you know what you have to do before starting your answer.
- Write your answer to each question in the space provided. Additional paper may be used if necessary but you must clearly show your candidate number, centre number and question number(s).
- Answer **all** the questions.
- Do **not** write in the bar codes.

INFORMATION FOR CANDIDATES

- The number of marks is given in brackets [] at the end of each question or part question.
- The total number of marks for this paper is **50**.
- Listen carefully to the instructions and follow the example for each exercise.
- There will be pauses to give you time to read the questions and to write your answers.
- You will hear all the recordings twice.
- You may write your answers at any time during the test. You do not have to write in full sentences and your answers will not be marked for the accuracy of the language.
- Dictionaries are **not** allowed.
- This document consists of **12** pages. Any blank pages are indicated.

Exercise 1: Questions 1–5

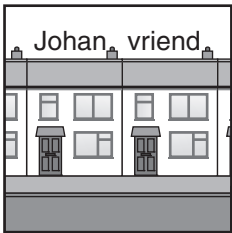
In this exercise you will hear five short statements in Dutch.

Tick (✓) the correct box.

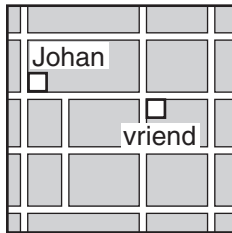
Johan talks about his friend

Example:

Where does Johan's friend live?



A



B



C

The correct answer is **A**.


1 What does Johan's friend play?



A




B



C

[1]


2 Where do they play?



A




B




C

[1]


3 Who else plays?



A



B



C

[1]

4 Which day can't Johan play?




Tuesday	A	
---------	---	--

Wednesday	B	
-----------	---	--

Friday	C	
--------	---	--

[1]

5 What does Johan do on that day?



[1]

[Total: 5 marks]

Exercise 2: Questions 6–12

Going into town

Read the questions and look at the pictures.

Tick (✓) the correct box.

Example:


What does Anja want to do?



A



B



C

6 When does Anja want to go?



A




B



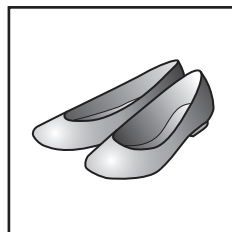
C

[1]


7 What does Anja need?



A



B




C

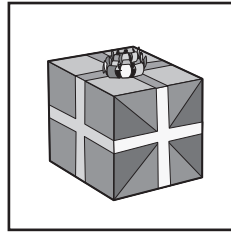
[1]

[Pause]

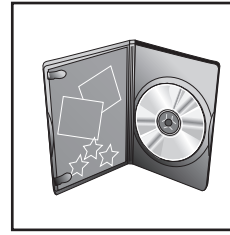
8 What does Mark want to buy?



A



B




C

[1]

9 What else does Mark want to do?



A



B



C

[1]

10 What does Anja have to do later?



A



B




C


[1]

[Pause]

11 What does Mark suggest?



A




B



C

[1]


12 How will they go into town?



A



B



C

[1]

[Total: 7 marks]
Turn over

Exercise 3: Questions 13–17

Stella is talking about her choir

Read the sentences below.

Listen and complete the sentences briefly **in English**.

Example:
Stella sings in the **choir**

13 At school Stella studies [1]

14 For Stella the choice between the band and the choir is [1]

[Pause]

15 The choir performs at [1]

16 Rehearsals are [1]

[Pause]

17 Stella likes the choir because it is **(a)** [1]

and because everyone is **(b)** after the rehearsal. [1]

[Total: 6 marks]

Exercise 4: Questions 18–21

Jumping from bridges

Read the questions.

Listen to the interview and write brief answers **in English**.

Example:
What does Erik do as a hobby?
..... *He jumps from bridges.*

18 How often does Erik jump from bridges?
..... [1]

[Pause]

19 Why does Erik often jump from the same bridge?
..... [1]

20 What does Erik do to avoid accidents when he jumps from a new bridge?
(a) [1]
(b) [1]
(c) [1]

[Pause]

21 According to Erik, how do the police react?
..... [1]

[Total: 6 marks]

Exercise 5: Questions 22–26

An interview with Hans Boon, an expert on sleepwalking

Read the questions.

Listen and write brief answers **in English**.

<p>Example:</p> <p>Who is Hans Boon?</p> <p style="text-align: center;">A sleep specialist</p> <p>.....</p>
--

22 According to Hans Boon, who are most likely to sleepwalk?
..... [1]

23 Why do sleepwalkers sometimes grow out of sleepwalking?
(a) [1]
(b) [1]

[Pause]

24 According to Hans, when can sleepwalking be a problem?
..... [1]

[Pause]

25 According to Hans, what wrong ideas do people have about sleepwalkers?
(a) [1]
(b) [1]

26 What does Hans recommend?
..... [1]

[Total: 7 marks]

Exercise 6: Questions 27–32

In the news last week

Read the list of Topics.

Now listen to the news items and write the correct Topic **from the list**.

- Topics**
- Animal housing
 - Argument
 - ~~Baking~~
 - Disease
 - A fine
 - Freedom
 - Holidays
 - Invention
 - Sport

Example:

Topic

Baking

.....

- Topic**
- 27 [1]
- 28 [1]
- 29 [1]
- 30 [1]
- 31 [1]
- 32 [1]

[Total: 6 marks]

Exercise 7: Questions 33–35

A discussion about holidays

Look at the lists.

For each person fill in the boxes.

HOLIDAY PLANS

- A Camp in the wild
- B ~~Camp near home~~
- C Go on a city tour
- D Go to the seaside
- E Stay in a four-star hotel
- F Walk in the mountains

REASONS

- G Goes clubbing a lot
- H ~~Good for the environment~~
- J Knows no-one with similar interests
- K Likes to learn about things
- L Likes to relax and be lazy
- M Likes to watch the sunset

Now listen and for each person write the correct letters in the two boxes: one Holiday Plan and one Reason. Note that for Ruud in question 33 you will need **two** reasons.

Example:

Janneke

Holiday Plan

Reason

33 Ruud (two reasons)

- Holiday Plan [1]
- Reason (a) [1]
- Reason (b) [1]

34 Trienke

- Holiday Plan [1]
- Reason [1]

35 Bram

- Holiday Plan [1]
- Reason [1]

[Total: 7 marks]

Exercise 8: Questions 36–41

Listen to an interview with Sietske Smit, who talks about her wheelchair.

Read the questions.

Listen and tick (✓) the correct box.

Example:

Sietske's wheelchair is ...

- A** ... traditional.
- B** ... special.
- C** ... comfortable.

36 In order to turn left you have to ...

- A** ... think left.
- B** ... say left.
- C** ... press left.

[1]

37 The wheelchair was developed by ...

- A** ... a doctor and a car manufacturer.
- B** ... a group of scientists and a car manufacturer.
- C** ... a group of scientists and a doctor.

[1]

[Pause]

38 To make the machine work, you will have to wear

- A** ... a head band.
- B** ... shoes.
- C** ... a hat.

[1]

39 The chair's computer can steer and also ...

A ... reverse.

B ... change speed.

C ... avoid obstacles.

[1]

40 The wheelchair has been specially designed for ...

A ... people who can't walk.

B ... people who are paralysed.

C ... old people who go shopping.

[1]

[Pause]

41 The disadvantage of the wheelchair is that ...

A ... you need to be intelligent.

B ... warm clothes are necessary.

C ... your head gets hot.

[1]

[Total: 6 marks]

[Paper total: 50 marks]

Copyright Information

OCR is committed to seeking permission to reproduce all third-party content that it uses in its assessment materials. OCR has attempted to identify and contact all copyright holders whose work is used in this paper. To avoid the issue of disclosure of answer-related information to candidates, all copyright acknowledgements are reproduced in the OCR Copyright Acknowledgements Booklet. This is produced for each series of examinations and is freely available to download from our public website (www.ocr.org.uk) after the live examination series.

If OCR has unwittingly failed to correctly acknowledge or clear any third-party content in this assessment material, OCR will be happy to correct its mistake at the earliest possible opportunity.

For queries or further information please contact the Copyright Team, First Floor, 9 Hills Road, Cambridge CB2 1GE.

OCR is part of the Cambridge Assessment Group; Cambridge Assessment is the brand name of University of Cambridge Local Examinations Syndicate (UCLES), which is itself a department of the University of Cambridge.