

Candidates answer on the question paper

Additional materials: No additional materials are required



Candidate
Forename

Candidate
Surname

Centre
Number

--	--	--	--	--

Candidate
Number

--	--	--	--

INSTRUCTIONS TO CANDIDATES

- Write your name in capital letters, your Centre Number and Candidate Number in the boxes above.
- Answer **all** the questions in Section 1, **one** question in Section 2 and **one** question in Section 3.
- Write your answers in **Dutch**.
- Use blue or black ink.
- Read each question carefully and make sure that you know what you have to do before starting your answer.
- Do **not** write in the bar codes.
- Write your answer to each question in the space provided.

INFORMATION FOR CANDIDATES

- The number of marks for each question is given in brackets [] at the end of each question or part question.
- The total number of marks for this paper is **80**.
- Dictionaries are **not** allowed.

FOR EXAMINER'S USE	
SECTION 1	
SECTION 2	
SECTION 3	
TOTAL	

This document consists of **7** printed pages, **3** lined pages and **2** blank pages.















2
BLANK PAGE

3
Section 1

Exercise 1

Make a list in **Dutch** of **8** things you take to school for sports day.

The pictures are only suggestions. You may include other relevant words.

			
	Example: <i>rugzak</i>		
	1		
	2		
	3		
	4		
	5		
	6		
	7		
	8		

[Total: 8 marks]

Exercise 2

At home.

Fill in the blanks **in Dutch**. Your answers must be based on the pictures.

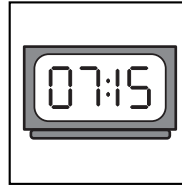
Example:

Say what you do.



Ik *sta op*

Say when you do it.



om *kwart over zeven*

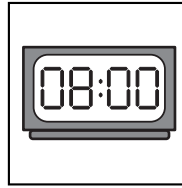
Say what you do.

1



Ik

Say when you do it.



om

[2]

2



Ik




om

[2]

5

3



Ik



om

[2]

[Communication: 6 marks]
[Accuracy: 3 marks]
[Total: 9 marks]

Exercise 3

You have received an email from a Dutch friend asking what you do on Saturdays.
Send an email telling your friend what you do.

Example: Say when you go shopping.
Ik winkel 's morgens.
.....

Write about 40 words **in Dutch** in **complete sentences**.

- 1 Say where you go shopping.
.....

- 2 Say how you get there.
.....

- 3 Say what you buy.
.....

- 4 Mention a place you visit.
.....

- 5 Say how much money you have with you.
.....

- 6 Say where you eat.
.....

[Communication: 6 marks]
[Quality of language: 7 marks]
[Total: 13 marks]

7
BLANK PAGE

TURN OVER FOR SECTION 2

8
Section 2

Exercise 4

Answer **either** Question 1 **or** Question 2.

Write 90–100 words **in Dutch**.

EITHER

1 You are staying with some relatives in the countryside.

Write 90–100 words **in Dutch**.

Include all of the following points:

- Say who you are with and what their place looks like.
- Say what you have done (e.g. cycling / walking / visiting places).
- Give your opinion about your stay.
- Say what you will do on your next visit.

OR

2 You have just had an examination.

Write 90–100 words **in Dutch**.

Include all of the following points:

- Say something about your preparation for the examination.
- Mention an incident that happened during the examination (e.g. something you forgot / fire alarm / mobile phone rang).
- Give your opinion about the incident.
- Say what you will do now the examination is over.

[Communication: 10 marks]
[Quality of Language: 6 marks]
[Accuracy: 4 marks]
[Total: 20 marks]

For Examiner's Use Only

Communication (10)	Qual. of Language (6)	Accuracy (4)	Total (20)

10
Section 3

Exercise 5

Answer **either** Question 1 **or** Question 2.

Write 140–150 words **in Dutch**.

EITHER

1 You have been on holiday at the seaside.

Je bent op vakantie naar het strand geweest.

Schrijf over de volgende punten:

- Waar je precies was en wat je er deed.
- Wat er op een dag gebeurd is.
- Geef je mening over deze gebeurtenis en vertel waarom je dat denkt.
- Wat je een volgende keer wil doen en waarom.

OR

2 A friend sees a photo you took a while ago.

Een vriend ziet een foto die je een tijdje geleden genomen hebt.

Schrijf over de volgende punten:

- Waar die foto is genomen en waarom je daar was.
- Wat er gebeurde toen je die foto nam.
- Geef je mening over die gebeurtenis en vertel waarom je dat denkt.
- Waar je een volgende keer foto's gaat maken en waarom.

[Communication: 10 marks]
[Quality of Language: 14 marks]
[Accuracy: 6 marks]
[Total: 30 marks]

For Examiner's Use Only

Communication (10)	Qual. of Language (14)	Accuracy (6)	Total (30)

