



**INSTRUCTIONS TO CANDIDATES**

- You must carry out **all** the tasks from all three sections specified on Pages 2 and 3 of this booklet. The roles to be played by you and your teacher are indicated. For the Narrative role play you should use the notes to tell your teacher what happened in the story. Be prepared to respond to any questions or comments from your teacher. You have about 12 minutes to study the situations.

**INFORMATION FOR CANDIDATES**

- No dictionaries are allowed.
- You are not allowed to make written notes.
- After the three roles plays you will take part in a general conversation led by your teacher.

This document consists of **4** printed pages.

## Section 1

**Situation** You are in Amsterdam and you want to ask the way. Your teacher will play the part of the passer-by and start the conversation.

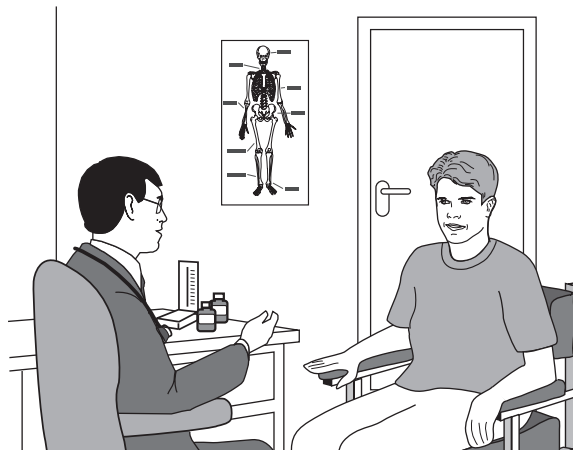


You will have to:

1. say what you're looking for (e.g. museum / theatre / shops)
2. say you're walking
3. ask if he/she can repeat that
4. ask what time it is.

## Section 2

**Situation** You are at the doctor's in the Netherlands. Your teacher will play the part of the doctor and start the conversation.



You will have to:

1. say you've fallen off your bike
2. say your arm hurts
3. answer the question
4. say when you can come back. (e.g. Monday / Tuesday / Friday)

Section 3

**Situation:** The notes printed below give an outline of a walk you had with your mother and grandmother.

**BIJ OMA THUIS**

Weer?

Wat gedaan?  
Waarom?

**ONDERWEG**

Hoe gegaan?  
Wat meegenomen?

**DE WANDELING**

11:00

Wat gezien?  
Sfeer?

12:30

Wat gegeten en gedronken?  
Hoe voelde je je? Waarom?

13:30

Wat zagen jullie?  
Wat gedaan? Wat dacht je?

**ONGELUK**

13:30

Wat kwam?  
Wat zeiden ze?

**THUIS**

19:00

Hoe voelde je je?  
Waarom?

😊 / ☹️?

---

Permission to reproduce items where third-party owned material protected by copyright is included has been sought and cleared where possible. Every reasonable effort has been made by the publisher (OCR) to trace copyright holders, but if any items requiring clearance have unwittingly been included, the publisher will be pleased to make amends at the earliest possible opportunity.

OCR is part of the Cambridge Assessment Group. Cambridge Assessment is the brand name of University of Cambridge Local Examinations Syndicate (UCLES), which is itself a department of the University of Cambridge.



**INSTRUCTIONS TO CANDIDATES**

- You must carry out **all** the tasks from all three sections specified on Pages 2 and 3 of this booklet. The roles to be played by you and your teacher are indicated. For the Narrative role play you should use the notes to tell your teacher what happened in the story. Be prepared to respond to any questions or comments from your teacher. You have about 12 minutes to study the situations.


**INFORMATION FOR CANDIDATES**

- No dictionaries are allowed.
- You are not allowed to make written notes.
- After the three roles plays you will take part in a general conversation led by your teacher.

This document consists of **4** printed pages.

## Section 1

**Situation** You are talking to a Dutch friend. Your teacher will play the part of the friend and start the conversation.




You will have to:

1. ask your friend how he/she is.
2. say where you want to go (e.g. cinema / restaurant / café)
3. say you want to go at 4 o'clock.
4. say you're going to cycle.

## Section 2

**Situation** You want a job in a café. Your teacher will play the part of the owner and start the conversation.



You will have to:

1. say you would like a job
2. answer the question
3. say where you worked in a café
4. say when you can work (e.g. weekends / evenings / daytime)

Section 3

Situation: The notes printed below give an outline of a day in town last year.

**THUIS**


Hoe laat opgestaan?



Wat gegeten?  
Wat van plan?


**CAMERA WORLD**

**'S MORGENS**



Hoe gegaan?


**IN DE STAD**



Wat gekocht?  
Hoe voelde je je?  
Waarom?

☺/☹?

**LATER**



Wat gefotografeerd?  
Waarom?


**'S MIDDAGS**



Wat gedronken?  
Wat gebeurde er? Tas?  
Hoe voelde je je? Waarom?

☺/☹?

**LATER**



Wat deed je?

---

Permission to reproduce items where third-party owned material protected by copyright is included has been sought and cleared where possible. Every reasonable effort has been made by the publisher (OCR) to trace copyright holders, but if any items requiring clearance have unwittingly been included, the publisher will be pleased to make amends at the earliest possible opportunity.

OCR is part of the Cambridge Assessment Group. Cambridge Assessment is the brand name of University of Cambridge Local Examinations Syndicate (UCLES), which is itself a department of the University of Cambridge.





**INSTRUCTIONS TO CANDIDATES**

- You must carry out **all** the tasks from all three sections specified on Pages 2 and 3 of this booklet. The roles to be played by you and your teacher are indicated. For the Narrative role play you should use the notes to tell your teacher what happened in the story. Be prepared to respond to any questions or comments from your teacher. You have about 12 minutes to study the situations.

**INFORMATION FOR CANDIDATES**

- No dictionaries are allowed.
- You are not allowed to make written notes.
- After the three roles plays you will take part in a general conversation led by your teacher.

This document consists of **4** printed pages.

## Section 1

**Situation** You are at the chemist's in the Netherlands. Your teacher will play the part of the chemist and start the conversation.



You will have to:

1. say you'd like some sweets.
2. say you'd like 100 grams.
3. ask for something else (e.g. shampoo / toothbrush / soap)
4. ask how much it is.

## Section 2

**Situation** You phone a hotel in the Netherlands because you left your bag. Your teacher will play the part of the receptionist and start the conversation.



You will have to:

1. say you left your bag last night
2. answer the question
3. describe the bag – mention **two** things (e.g. black / big / stripey)
4. say when you can collect the bag.

Section 3

Situation: The notes printed below give an outline of a day last winter when you got snowed in.

**'S OCHTENDS**

**07:00**

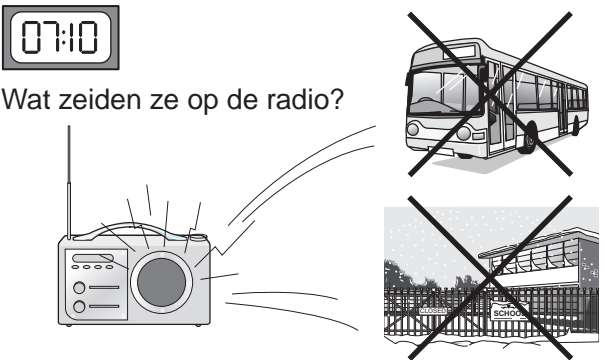
Hoe laat opgestaan?  
Wat gedaan?



Wat dacht je?  
Wat deed je?

**07:10**


Wat zeiden ze op de radio?




Hoe voelde je je?  
Waarom?

☺/☹?

**'S MORGENS**



Wat deed je?  
Met wie?  
Sfeer? Waarom?




Wat deed opa?

**LATER**



Wat gebeurde er?  
Geschrokken?  
Waarom?

**THUIS**



Hoe voelde je je?  
Waarom?

☺/☹?

---

Permission to reproduce items where third-party owned material protected by copyright is included has been sought and cleared where possible. Every reasonable effort has been made by the publisher (OCR) to trace copyright holders, but if any items requiring clearance have unwittingly been included, the publisher will be pleased to make amends at the earliest possible opportunity.

OCR is part of the Cambridge Assessment Group. Cambridge Assessment is the brand name of University of Cambridge Local Examinations Syndicate (UCLES), which is itself a department of the University of Cambridge.



**INSTRUCTIONS TO CANDIDATES**

- You must carry out **all** the tasks from all three sections specified on Pages 2 and 3 of this booklet. The roles to be played by you and your teacher are indicated. For the Narrative role play you should use the notes to tell your teacher what happened in the story. Be prepared to respond to any questions or comments from your teacher. You have about 12 minutes to study the situations.

**INFORMATION FOR CANDIDATES**

- No dictionaries are allowed.
- You are not allowed to make written notes.
- After the three roles plays you will take part in a general conversation led by your teacher.

This document consists of **4** printed pages.

## Section 1

**Situation** You are in Amsterdam and you want to ask the way. Your teacher will play the part of the passer-by and start the conversation.



You will have to:

1. say what you're looking for (e.g. museum / theatre / shops)
2. say you're walking
3. ask if he/she can repeat that
4. ask what time it is.

## Section 2

**Situation** You phone a hotel in the Netherlands because you left your bag. Your teacher will play the part of the receptionist and start the conversation.



You will have to:

1. say you left your bag last night
2. answer the question
3. describe the bag – mention **two** things (e.g. black / big / stripey)
4. say when you can collect the bag.

Section 3

Situation: The notes printed below give an outline of a day last winter when you got snowed in.

**'S OCHTENDS**

**07:00**

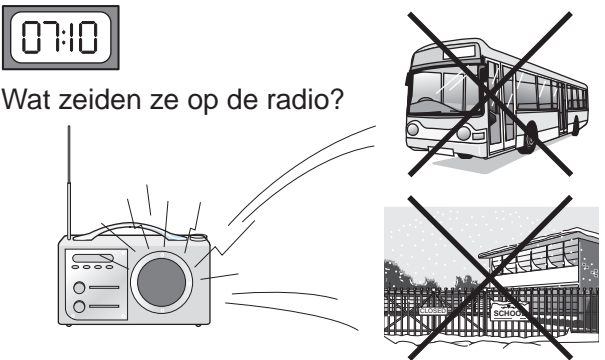
Hoe laat opgestaan?  
Wat gedaan?



Wat dacht je?  
Wat deed je?

**07:10**


Wat zeiden ze op de radio?




Hoe voelde je je?  
Waarom?

☺/☹?

**'S MORGENS**



Wat deed je?  
Met wie?  
Sfeer? Waarom?




Wat deed opa?

**LATER**



Wat gebeurde er?  
Geschrokken?  
Waarom?

**THUIS**



Hoe voelde je je?  
Waarom?

☺/☹?

---

Permission to reproduce items where third-party owned material protected by copyright is included has been sought and cleared where possible. Every reasonable effort has been made by the publisher (OCR) to trace copyright holders, but if any items requiring clearance have unwittingly been included, the publisher will be pleased to make amends at the earliest possible opportunity.

OCR is part of the Cambridge Assessment Group. Cambridge Assessment is the brand name of University of Cambridge Local Examinations Syndicate (UCLES), which is itself a department of the University of Cambridge.



**GENERAL CERTIFICATE OF SECONDARY EDUCATION**  
**DUTCH**

**1921/02**

Speaking

**ROLE PLAY BOOKLET 5**

**7 MARCH – 15 MAY 2008**



**INSTRUCTIONS TO CANDIDATES**

- You must carry out **all** the tasks from all three sections specified on Pages 2 and 3 of this booklet. The roles to be played by you and your teacher are indicated. For the Narrative role play you should use the notes to tell your teacher what happened in the story. Be prepared to respond to any questions or comments from your teacher. You have about 12 minutes to study the situations.


**INFORMATION FOR CANDIDATES**

- No dictionaries are allowed.
- You are not allowed to make written notes.
- After the three roles plays you will take part in a general conversation led by your teacher.

This document consists of **4** printed pages.

## Section 1

**Situation** You are talking to a Dutch friend. Your teacher will play the part of the friend and start the conversation.

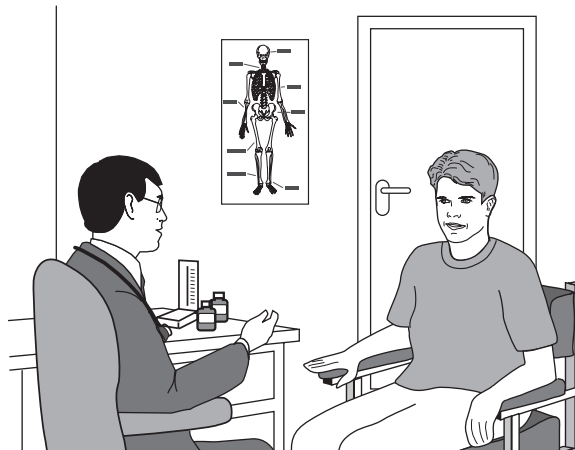


You will have to:

1. ask your friend how he/she is.
2. say where you want to go (e.g. cinema / restaurant / café)
3. say you want to go at 4 o'clock.
4. say you're going to cycle.

## Section 2

**Situation** You are at the doctor's in the Netherlands. Your teacher will play the part of the doctor and start the conversation.



You will have to:

1. say you've fallen off your bike
2. say your arm hurts
3. answer the question
4. say when you can come back. (e.g. Monday / Tuesday / Friday)

Section 3

**Situation:** The notes printed below give an outline of a walk you had with your mother and grandmother.

**BIJ OMA THUIS**

Weer?

Wat gedaan?  
Waarom?

**ONDERWEG**

Hoe gegaan?  
Wat meegenomen?

**DE WANDELING**

11:00

Wat gezien?  
Sfeer?

12:30

Wat gegeten en gedronken?  
Hoe voelde je je? Waarom?

13:30

Wat zagen jullie?  
Wat gedaan? Wat dacht je?

**ONGELUK**

13:30

Wat kwam?  
Wat zeiden ze?

**THUIS**

19:00

Hoe voelde je je?  
Waarom?

😊 / ☹️?

---

Permission to reproduce items where third-party owned material protected by copyright is included has been sought and cleared where possible. Every reasonable effort has been made by the publisher (OCR) to trace copyright holders, but if any items requiring clearance have unwittingly been included, the publisher will be pleased to make amends at the earliest possible opportunity.

OCR is part of the Cambridge Assessment Group. Cambridge Assessment is the brand name of University of Cambridge Local Examinations Syndicate (UCLES), which is itself a department of the University of Cambridge.



**INSTRUCTIONS TO CANDIDATES**

- You must carry out **all** the tasks from all three sections specified on Pages 2 and 3 of this booklet. The roles to be played by you and your teacher are indicated. For the Narrative role play you should use the notes to tell your teacher what happened in the story. Be prepared to respond to any questions or comments from your teacher. You have about 12 minutes to study the situations.

**INFORMATION FOR CANDIDATES**

- No dictionaries are allowed.
- You are not allowed to make written notes.
- After the three roles plays you will take part in a general conversation led by your teacher.

This document consists of **4** printed pages.

## Section 1

**Situation** You are at the chemist's in the Netherlands. Your teacher will play the part of the chemist and start the conversation.




You will have to:

1. say you'd like some sweets.
2. say you'd like 100 grams.
3. ask for something else (e.g. shampoo / toothbrush / soap)
4. ask how much it is.

## Section 2

**Situation** You want a job in a café. Your teacher will play the part of the owner and start the conversation.



You will have to:

1. say you would like a job
2. answer the question
3. say where you worked in a café
4. say when you can work (e.g. weekends / evenings / daytime)

Section 3

Situation: The notes printed below give an outline of a day in town last year.

**THUIS**


Hoe laat opgestaan?



Wat gegeten?  
Wat van plan?


**CAMERA WORLD**

**'S MORGENS**



Hoe gegaan?


**IN DE STAD**



Wat gekocht?  
Hoe voelde je je?  
Waarom?

☺/☹?

**LATER**



Wat gefotografeerd?  
Waarom?


**'S MIDDAGS**



Wat gedronken?  
Wat gebeurde er? Tas?  
Hoe voelde je je? Waarom?

☺/☹?

**LATER**



Wat deed je?

---

Permission to reproduce items where third-party owned material protected by copyright is included has been sought and cleared where possible. Every reasonable effort has been made by the publisher (OCR) to trace copyright holders, but if any items requiring clearance have unwittingly been included, the publisher will be pleased to make amends at the earliest possible opportunity.

OCR is part of the Cambridge Assessment Group. Cambridge Assessment is the brand name of University of Cambridge Local Examinations Syndicate (UCLES), which is itself a department of the University of Cambridge.