

**GENERAL CERTIFICATE OF SECONDARY EDUCATION**  
**DESIGN AND TECHNOLOGY**  
**Textiles Technology**

**A574**

Technical Aspects of Designing and Making

Candidates answer on the question paper.

**OCR supplied materials:**

None

**Other materials required:**

None

**Wednesday 22 June 2011**  
**Morning**

**Duration: 1 hour 15 minutes**



Candidate forename		Candidate surname	
-----------------------	--	----------------------	--

Centre number						Candidate number				
---------------	--	--	--	--	--	------------------	--	--	--	--

**MODIFIED LANGUAGE**

**INSTRUCTIONS TO CANDIDATES**

- Write your name, centre number and candidate number in the boxes above. Please write clearly and in capital letters.
- Use black ink. Pencil may be used for graphs and diagrams only.
- Read each question carefully. Make sure you know what you have to do before starting your answer.
- Write your answer to each question in the space provided. Additional paper may be used if necessary but you must clearly show your candidate number, centre number and question number(s).
- Answer **all** the questions in Section A and Section B.
- Do **not** write in the bar codes.

**INFORMATION FOR CANDIDATES**

- The number of marks is given in brackets [ ] at the end of each question or part question.
- The total number of marks for this paper is **60**.
- Your quality of written communication is assessed in the question marked with an asterisk (\*).
- This document consists of **12** pages. Any blank pages are indicated.

Section A

Answer **all** questions.

1 Fig. 1 shows a safety vest with reflective strips.

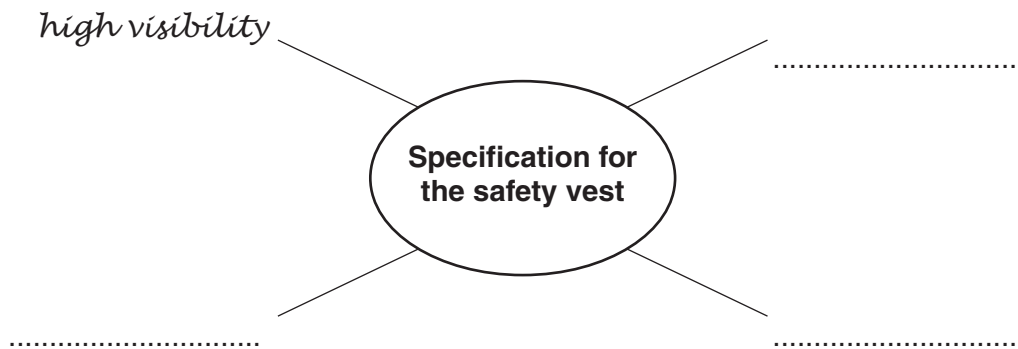


Fig. 1

(a) State **two** activities or jobs when the safety vest would be worn.

- 1 .....
- 2 ..... [2]

(b) Complete the diagram below to identify **three** other points that could be included in the specification for the safety vest.



[3]

- (c) The edges of the safety vest have been neatened using bias binding. State **one** other method of neatening the edges of the safety vest.

..... [1]

- (d) Using notes and diagrams, complete the table below to show how to attach bias binding to neat an edge.

	Process
Stage 1	
Stage 2	
Stage 3	
Stage 4	
Stage 5	
Stage 6	

[6]

[Total: 12]

2 Fig. 2 shows a baseball cap and the pattern pieces used to make it.

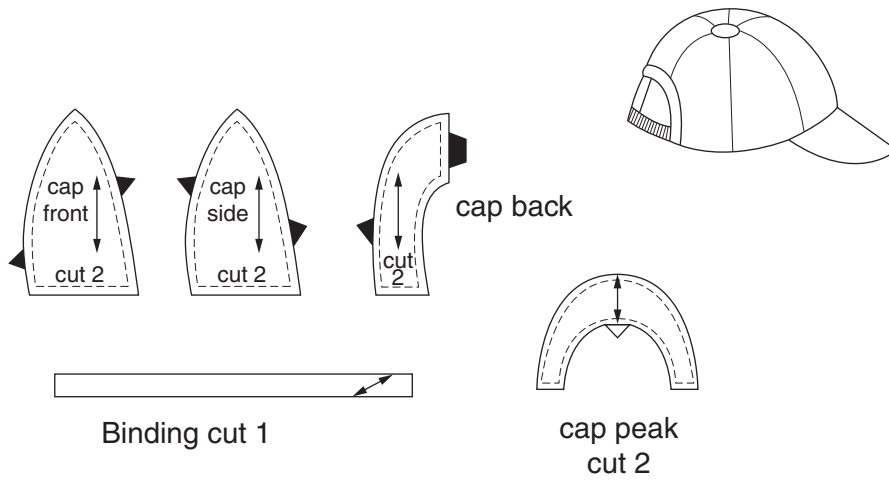


Fig. 2

Fig. 3 shows an incorrect pattern lay for the baseball cap.

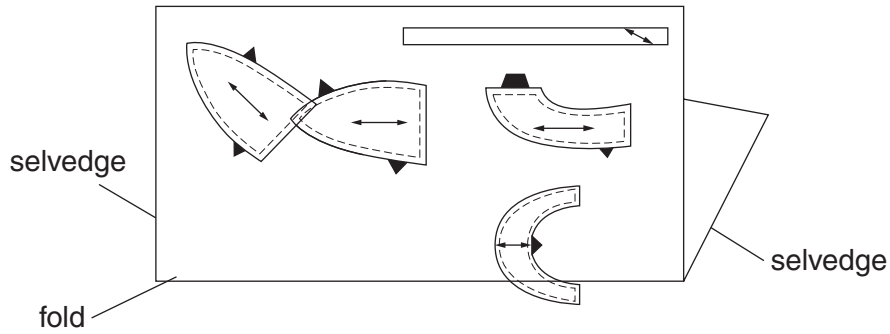


Fig. 3

(a) Identify **three** errors which have been made in the pattern lay shown in Fig. 3.

- 1 .....
- .....
- .....
- .....
- 2 .....
- .....
- .....
- .....
- 3 .....
- .....
- .....
- .....

[3]

(b) A pattern lay can be developed quickly using ICT.  
Give **three** other advantages of using ICT to develop the pattern lay.

- 1 .....
- .....
- 2 .....
- .....
- 3 .....
- ..... [3]

(c) The baseball cap is to be made using a plain or open seam.  
Use notes and diagrams to show how to work the plain or open seam.

[6]

[Total: 12]

- 3 Fig. 4 shows a quilt cover decorated using appliqué.

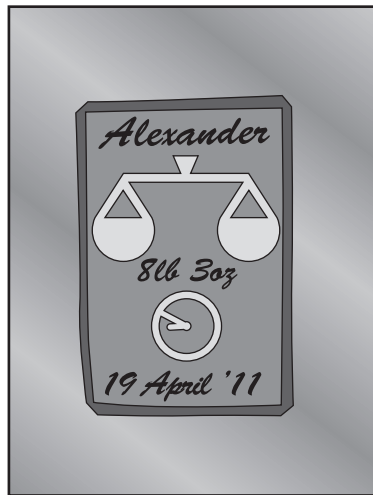


Fig. 4

- (a) Describe, using notes and diagrams, how to work appliqué.



**Section B**

Answer **all** questions.

- 4 A textile manufacturer is to start producing a range of jackets for physical fitness instructors and coaches to wear when working outdoors.

The jacket should:

- be unisex
- be adaptable to changing weather conditions
- remove the need for a bag.

- (a) In the space below sketch a design for a jacket that meets this specification. Annotate your sketch to show all important design and construction details.

**[8]**



(b) Choose **two** specification points from the list below.  
Explain how your design meets each one.

- unisex
- adaptable to changing weather conditions
- remove the need for a bag.

Specification point 1 .....

.....

.....

.....

Specification point 2 .....

.....

.....

..... [4]

[Total: 12]

5 (a) Describe **three** ways in which a manufacturer can reduce the impact of textiles production on the environment.

1 .....

.....

.....

.....

2 .....

.....

.....

.....

3 .....

.....

.....

..... [6]



**PLEASE DO NOT WRITE ON THIS PAGE**



**Copyright Information**

OCR is committed to seeking permission to reproduce all third-party content that it uses in its assessment materials. OCR has attempted to identify and contact all copyright holders whose work is used in this paper. To avoid the issue of disclosure of answer-related information to candidates, all copyright acknowledgements are reproduced in the OCR Copyright Acknowledgements Booklet. This is produced for each series of examinations and is freely available to download from our public website ([www.ocr.org.uk](http://www.ocr.org.uk)) after the live examination series.

If OCR has unwittingly failed to correctly acknowledge or clear any third-party content in this assessment material, OCR will be happy to correct its mistake at the earliest possible opportunity.

For queries or further information please contact the Copyright Team, First Floor, 9 Hills Road, Cambridge CB2 1GE.

OCR is part of the Cambridge Assessment Group; Cambridge Assessment is the brand name of University of Cambridge Local Examinations Syndicate (UCLES), which is itself a department of the University of Cambridge.