

GENERAL CERTIFICATE OF SECONDARY EDUCATION
DESIGN AND TECHNOLOGY
PRODUCT DESIGN

A554

Designing Influences

Candidates answer on the question paper.

OCR supplied materials:

None

Other materials required:

None

Monday 6 June 2011
Morning

Duration: 1 hour 30 minutes



Candidate forename		Candidate surname	
-----------------------	--	----------------------	--

Centre number						Candidate number				
---------------	--	--	--	--	--	------------------	--	--	--	--

MODIFIED LANGUAGE

INSTRUCTIONS TO CANDIDATES

- Write your name, centre number and candidate number in the boxes above. Please write clearly and in capital letters.
- Use black ink. Pencil may be used for graphs and diagrams only.
- Read each question carefully. Make sure you know what you have to do before starting your answer.
- Write your answer to each question in the space provided. Additional paper may be used if necessary but you must clearly show your candidate number, centre number and question number(s).
- Answer **all** the questions in section A **and** B.
- Do **not** write in the bar codes.

INFORMATION FOR CANDIDATES

- The number of marks is given in brackets [] at the end of each question or part question.
- The total number of marks for this paper is **60**.
- **Section A is worth 30 marks.** You are advised to spend no more than 45 minutes on it.
- **Section B is worth 30 marks.** You are advised to spend no more than 45 minutes on it.
- You will need to select from the tables in section B when answering question 4 and question 5 of this paper. 'Trend setter' and 'Iconic product' must be linked to 'Eras and movements'.
- Your quality of written communication is assessed in the question marked with an asterisk (*).
- This document consists of **16** pages. Any blank pages are indicated.

SECTION A

You are advised to spend 45 minutes on this section.

1 Fig. 1 shows a child's trainer cup.

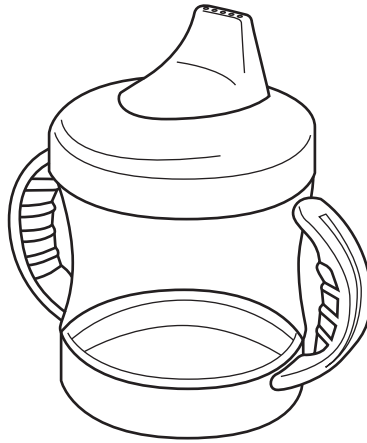


Fig. 1

(a) Give **three** design features of the child's trainer cup in Fig. 1.

Feature 1

Feature 2

Feature 3 [3]

(b) The child's trainer cup in Fig. 1 has been manufactured using a thermochromic plastic.

(i) Describe the changes that will occur to the thermochromic plastic if a drink is too hot.

.....
.....
.....
..... [2]

(ii) Give **two** products, other than a child's trainer cup, that incorporate smart materials.

Product 1

Product 2 [2]

2 Fig. 2 shows a wind powered generator.

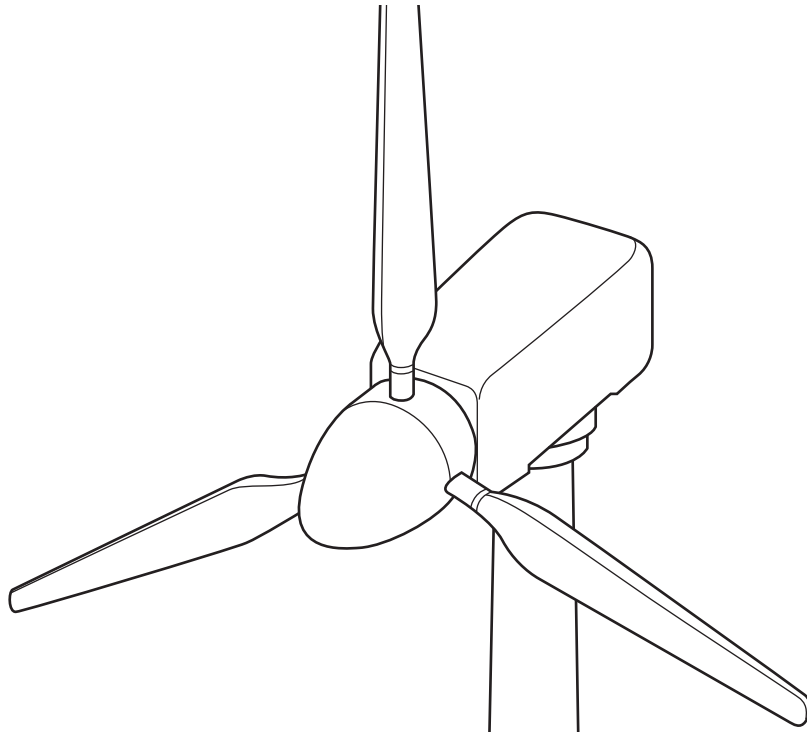


Fig. 2

The wind powered generator shown in Fig. 2 is an example of a renewable energy source.


(a) The table below shows five sources of energy. Complete the table with ticks [✓] to identify each source of energy as either renewable or non-renewable.

The first one has been done for you.


Source of energy	Renewable	Non-renewable
Nuclear fuel		✓
Sunflower oil		
Coal		
Natural gas		
Rechargeable battery		

[4]

- 3 Fig. 3 shows a modern tennis racket and a wooden tennis racket from around the 1950s.



Modern tennis racket

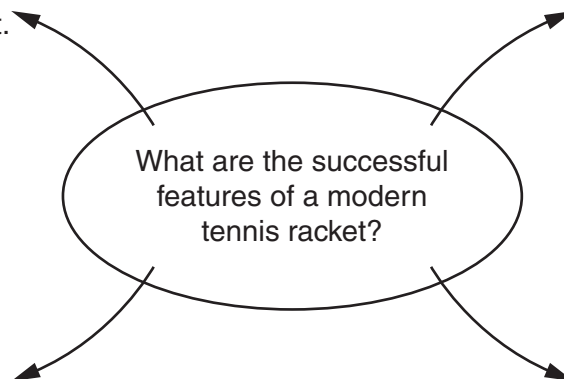


Wooden tennis racket from the 1950s

Fig. 3

- (a) On the diagram below add a further **three** successful features of the modern tennis racket.

The modern tennis racket is lightweight.



[3]

- (b) Explain why **two** of the features you have described have made the modern tennis racket successful.
An example has been done for you.

Point 1: The modern tennis racket is lightweight.

Explanation: Advances in materials technology have led to the development of high strength lightweight metal alloys.

(i) *Point 2*

Explanation

.....
.....
.....

(ii) *Point 3*

Explanation

.....
.....
..... [4]

- (c) Tennis rackets are a good example of products that have changed over time. However, some products, often termed 'design classics' show little change.

Explain using **one** example, why some products show little change over time.

.....
.....
.....
.....
.....
..... [3]

[Total: 10]

(b) Iconic product chosen

Give **two** reasons why the product you have chosen has been so influential.
Make specific reference to aesthetics and/or technology.

Reason 1
.....
.....
.....

Reason 2
.....
.....
..... [4]

[Total: 10]

5 This question draws upon the research you carried out as part of your examination preparation.

You will need to:

- Write a specification
- Produce a range of initial ideas
- Develop **one** idea
- Give details of the final proposal

Five different design needs are given below.

Please indicate using a [✓] **one** design need you are going to consider.

design need	✓
A magazine rack in the style of the Wassily chair.	
A blouse or shirt in the 'flapper' style.	
A wrist watch in the William Morris style.	
A moisture sensor with an LED display.	
A convenience food product for a person with wheat intolerance.	

(a) Identify **four** important design specification points for your chosen design need. These must specify important design requirements other than those given in the design need above.

1

.....

2

.....

3

.....

4

..... [4]

(b) Use sketches and notes to produce a range of initial ideas that meet your specification.

[5]

- (c) Use sketches and notes to develop **one** of your initial ideas to meet the original design need.

- (d) Give details of your final proposal showing how it meets the four design specification points you identified in part (a) of this question.

[6]

[Total: 20]

14
BLANK PAGE

PLEASE DO NOT WRITE ON THIS PAGE

15
BLANK PAGE

PLEASE DO NOT WRITE ON THIS PAGE

PLEASE DO NOT WRITE ON THIS PAGE



Copyright Information

OCR is committed to seeking permission to reproduce all third-party content that it uses in its assessment materials. OCR has attempted to identify and contact all copyright holders whose work is used in this paper. To avoid the issue of disclosure of answer-related information to candidates, all copyright acknowledgements are reproduced in the OCR Copyright Acknowledgements Booklet. This is produced for each series of examinations and is freely available to download from our public website (www.ocr.org.uk) after the live examination series.

If OCR has unwittingly failed to correctly acknowledge or clear any third-party content in this assessment material, OCR will be happy to correct its mistake at the earliest possible opportunity.

For queries or further information please contact the Copyright Team, First Floor, 9 Hills Road, Cambridge CB2 1GE.

OCR is part of the Cambridge Assessment Group; Cambridge Assessment is the brand name of University of Cambridge Local Examinations Syndicate (UCLES), which is itself a department of the University of Cambridge.