



**GENERAL CERTIFICATE OF SECONDARY EDUCATION**  
**DESIGN AND TECHNOLOGY**  
**PRODUCT DESIGN**

**A554**

Unit 4: Designing Influences

Candidates answer on the Question Paper

**OCR Supplied Materials:**  
None

**Other Materials Required:**  
None

**Thursday 14 January 2010**  
**Afternoon**

**Duration: 1 hour 30 minutes**



Candidate Forename		Candidate Surname	
--------------------	--	-------------------	--

Centre Number						Candidate Number				
---------------	--	--	--	--	--	------------------	--	--	--	--

**INSTRUCTIONS TO CANDIDATES**

- Write your name clearly in capital letters, your Centre Number and Candidate Number in the boxes above.
- Use black ink. Pencil may be used for graphs and diagrams only.
- Read each question carefully and make sure that you know what you have to do before starting your answer.
- Answer **all** the questions in Section A **and** Section B.
- Do **not** write in the bar codes.
- Write your answer to each question in the space provided, however additional paper may be used if necessary.

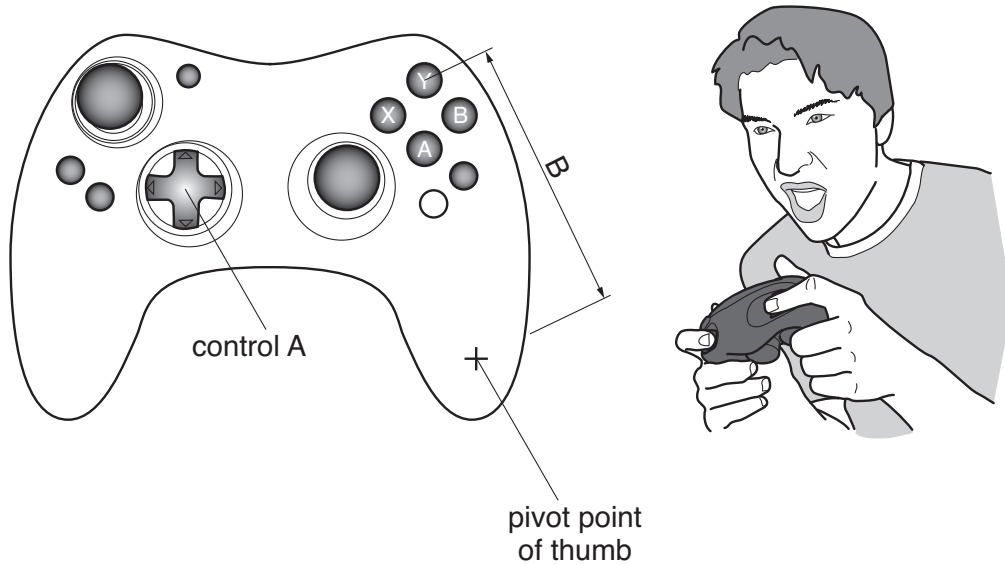
**INFORMATION FOR CANDIDATES**

- The number of marks is given in brackets [ ] at the end of each question or part question.
- The total number of marks for this paper is **60**.
- **Section A is worth 30 marks.** You are advised to spend no more than 45 minutes on it.
- **Section B is worth 30 marks.** You are advised to spend no more than 45 minutes on it.
- You will need to select from the tables in section B when answering question 4 and question 5 of this paper. 'Trend setter' and 'Iconic product' must be linked to 'Eras and movements'.
- Your Quality of Written Communication is assessed in the question marked with an asterisk (\*).
- This document consists of **16** pages. Any blank pages are indicated.

2  
SECTION A

You are advised to spend 45 minutes on this section.

1 Fig. 1 shows a computer games controller.



**Fig. 1**

(a) Give **three** design features of a computer games controller.

- Feature 1 ..... [1]
- Feature 2 ..... [1]
- Feature 3 ..... [1]

(b) The table below shows thumb sizes in millimetres.  
Use this table to answer the questions.

Dimensions	Male (Percentiles)		Female (Percentiles)	
	5%	95%	5%	95%
Thumb length	94	113	87	106
Thumb width	18	22	16	20

- (i) State an appropriate diameter for control A in Fig. 1.  
..... [1]
- (ii) Justify your answer.  
..... [1]

(iii) Explain why making dimension B 108 mm may be considered a design fault.

.....  
.....  
.....  
..... [2]

(c) Describe **two** ways in which the designer of the games controller has used aesthetics.

.....  
.....  
.....  
.....  
.....  
.....  
.....  
.....  
.....  
.....  
.....  
..... [3]

[Total: 10]

2 Fig. 2 shows a low energy light bulb.




Fig. 2

(a) (i) Give **three** reasons why people use low energy light bulbs.

*Reason 1* ..... [1]

*Reason 2* ..... [1]

*Reason 3* ..... [1]

(ii) Explain **one** drawback with low energy light bulbs.

.....  
.....  
..... [2]

(b) Give **two** examples of renewable energy sources.

*Example 1* ..... [1]

*Example 2* ..... [1]

(c) Explain how life cycle energy analysis is used in the design of sustainable products.

.....

.....

.....

.....

.....

.....

.....

.....

.....

.....

.....

.....


..... [3]

**[Total: 10]**

3 Fig. 3 shows a modern office chair and an office chair from the 1940s.



modern office chair

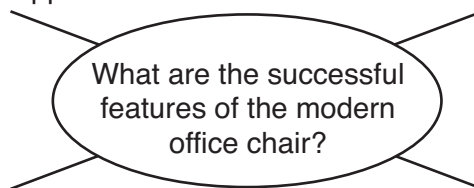


office chair from the 1940s

**Fig. 3**

(a) Complete the diagram below by adding a further **three** successful features of the modern office chair.

The modern office chair provides good support.



[3]

(b) Explain why **two** of the features you have identified have made the modern office chair successful.

An example has been done for you.

*Point 1:* The modern office chair provides good support.

*Explanation:* The use of ergonomics and anthropometric data has led to a chair design that provides good support to the user's back.

*Point 2:* .....

*Explanation:*

.....  
.....  
.....  
..... [2]

*Point 3:* .....

*Explanation:*

.....  
.....  
.....  
..... [2]

(c) Explain why the office chair from the 1940s is considered to be a more sustainable design than the modern office chair.

.....  
.....  
.....  
.....  
.....  
.....  
..... [3]

[Total: 10]

**SECTION B**

You are advised to spend 45 minutes on this section.

**This question draws upon the research you carried out as part of your examination preparation.**

4 The table below shows the eras, trend setters and iconic products for this examination.

Please indicate using a [✓] the era or movement you have studied.

<b>Era or Movement</b>	<b>Trend setter</b>	<b>Iconic product</b>	<b>✓</b>
1960s	Alex Issigonis	Mini Cooper	
(1970s) Hippies	Yves St Laurent	Kaftan	
1950s + 1960s	Andy Warhol	Campbell's soup painting	
1980s	Infra-red light emission	TV Remote control	
1960s	Vegetarianism	Nut loaf	

**(a\*)** Trend setter chosen .....

Discuss the importance of this trend setter in the context of modern design.

.....

.....

.....

.....

.....

.....

.....

.....

.....

.....

.....

.....

.....

.....

.....

.....

.....

.....

.....

.....

.....

.....

.....



.....  
.....  
.....  
.....  
.....  
.....  
..... [6]

**(b)** Iconic product chosen .....

Give **two** reasons why the product you have chosen has been so influential.  
Make specific reference to innovation and function.

*Reasons 1* .....  
.....  
.....  
..... [2]

*Reasons 2* .....  
.....  
.....  
..... [2]

**[Total: 10]**

**5 This question draws upon the research you carried out as part of your examination preparation.**

You will need to:

- Write a specification
- Produce a range of initial ideas
- Develop **one** idea
- Give details of the final proposal

Five different design needs are given below.

Please indicate using a [✓] **one** design need you are going to consider.

design need	✓
A museum requires a mechanical toy in the style of an Alex Issigonis design.	
A coat in the 1970s 'hippy' style.	
A promotional pop up card for an Andy Warhol exhibition.	
A simple electronic product that can be used to control a light remotely.	
A vegetarian product for a young child.	

**(a)** Identify **four** important design specification points for your chosen design need. These must specify key design requirements other than those detailed in the design need above.

- 1 ..... [1]
- 2 ..... [1]
- 3 ..... [1]
- 4 ..... [1]

**(b)** Use sketches and notes to produce a range of initial ideas that meet your specification.

**[5]**

- (c) Use sketches and notes to develop **one** of your initial ideas to meet the original design need.

- (d) Give details of your final proposal showing how it meets the four design specification points you identified in part (a) of this question.

[6]

[Total: 20]

**PLEASE DO NOT WRITE ON THIS PAGE**

15  
BLANK PAGE

PLEASE DO NOT WRITE ON THIS PAGE

**PLEASE DO NOT WRITE ON THIS PAGE**



**Copyright Information**

OCR is committed to seeking permission to reproduce all third-party content that it uses in its assessment materials. OCR has attempted to identify and contact all copyright holders whose work is used in this paper. To avoid the issue of disclosure of answer-related information to candidates, all copyright acknowledgements are reproduced in the OCR Copyright Acknowledgements Booklet. This is produced for each series of examinations, is given to all schools that receive assessment material and is freely available to download from our public website ([www.ocr.org.uk](http://www.ocr.org.uk)) after the live examination series.

If OCR has unwittingly failed to correctly acknowledge or clear any third-party content in this assessment material, OCR will be happy to correct its mistake at the earliest possible opportunity.

For queries or further information please contact the Copyright Team, First Floor, 9 Hills Road, Cambridge CB2 1GE.

OCR is part of the Cambridge Assessment Group; Cambridge Assessment is the brand name of University of Cambridge Local Examinations Syndicate (UCLES), which is itself a department of the University of Cambridge.