



Answer ALL the questions. Write your answers in the spaces provided.

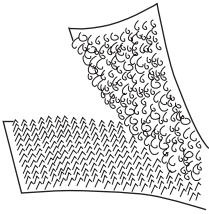

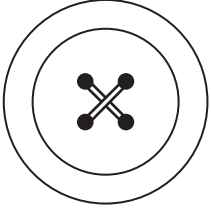
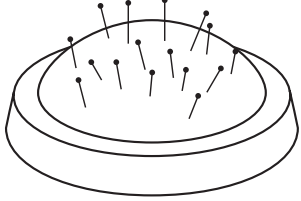
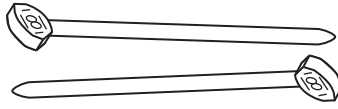
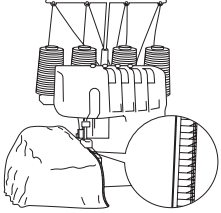
1. The table below shows some components and some items of equipment.

(a) Complete the table below by:

(i) naming each component or item of equipment

(ii) describing its use

The first one has been done for you.

Component/Equipment	Name	Use
	Velcro	Fastening garments or shoes
		
		
		
		
		

(10)



Leave  
blank

(b) Velcro is an effective fastening.

Give **two** reasons why Velcro could be used as a fastening on a child's shoe.

1 .....

2 .....

(2)

(c) Name **three** standard components, other than Velcro, that could be used to fasten a coat.

1 .....

2 .....

3 .....

(3)

(d) Clothing can be manufactured as single items or in large quantities.

(i) Name **two** methods of production used to produce items in quantity.

1 .....

2 .....

(2)

(ii) Explain **one** reason why one-off single items are more expensive to produce.

.....

.....

(2)

(e) ICT is used in the production of textile items.

Give **three** advantages to a manufacturer of using ICT in the production of textile items.

1 .....

2 .....

3 .....

(3)

(Total 22 marks)

Q1

--	--

3

Turn over



2. (a) Fibres can be either manufactured or come from natural sources.

Name **two** natural fibres.

1 .....

2 .....

(2)

(b) Fibres can be made into non-woven fabrics by felting or bonding.

(i) Give **two** properties of non-woven fabrics.

1 .....

2 .....

(2)

(ii) The table below contains statements about either felted or bonded fabrics.

Choose **either** felted **or** bonded for each statement. Mark with a cross (☒).

Statement	Felted	Bonded
Fabric adhesive sticks the fibres together	☒	☒
Usually made from wool	☒	☒
Hot barbed needles are used to pull fibres through the web to hold it together	☒	☒
Vilene interfacing is an example of this type of non-woven fabric	☒	☒

(4)

(c) A knitted pull-on woollen hat has elasticity.

Explain **one** reason why elasticity is important for a pull-on woollen hat.

.....

.....

(2)

(d) Pull-on woollen hats are often worn in winter.

Name **one** purpose of a pull-on woollen hat.

.....

.....

(1)



(e) Internationally recognised care symbols are found on labels stitched to the inside of garments.

(i) Give **two** reasons why it is important to give washing instructions to the consumer.

1 .....

2 .....

(2)

(ii) State **one** reason why the care symbols are required to be internationally recognised.

.....

.....

(1)

(f) Modern smart textiles are being developed that have special functional properties, such as warning of sunburn.

Explain **one** reason why smart textiles have benefits for the consumer.

.....

.....

.....

(2)

(g) The C E label shown below is often seen on children's toys.



Explain **one** advantage to the consumer of displaying this symbol on children's toys.

.....

.....

(2)





**BLANK PAGE**



7  
**Turn over**

Leave  
blank

3. A fancy dress outfit is needed for a children's party.

The specification for the fancy dress outfit is that it must:

- be safe yet fun for children to wear
- be easy to put on and take off
- use two types of decoration
- be made using fabrics and processes suitable for one-off production

(a) In the spaces opposite, use sketches and, where necessary, brief notes to show **two different** design ideas for the fancy dress outfit that meet this specification.

**Do not** evaluate your design in part (a).

Candidates are reminded that if pencil is used for diagrams/sketches that it must be dark (HB or B). Coloured pens, pencils and highlighter pens must **not** be used.

Please do not write in the space below. Please write your answers in the spaces provided opposite.







Leave blank

(b) Three of the original specification points are repeated below.

Evaluate how **one** of your design ideas succeeds or fails to meet each of these specification points.

Write the number of your chosen design idea (1 or 2) here .....

(i) The fancy dress outfit must be safe yet fun for children to wear.

.....  
.....  
.....  
.....

(2)

(ii) The fancy dress outfit must be easy to put on and take off.

.....  
.....  
.....  
.....

(2)

(iii) The fancy dress outfit must be made using fabrics and processes suitable for one-off production.

.....  
.....  
.....  
.....

(2)

(Total 22 marks)

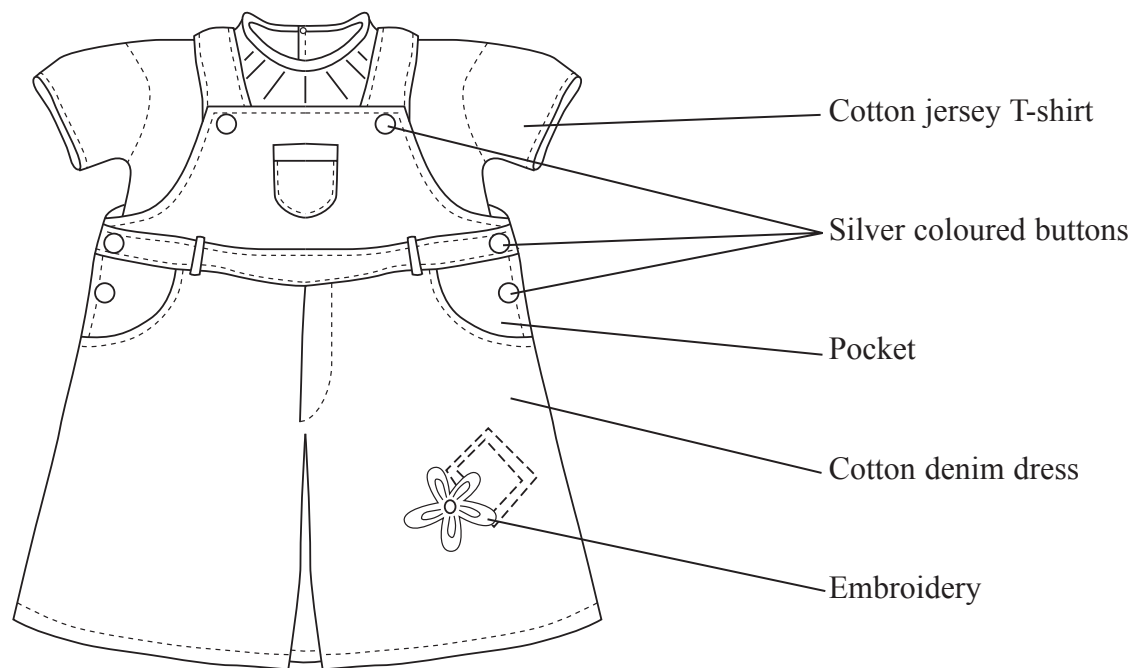
Q3



**BLANK PAGE**



4. The drawing below shows details of a dress and T-shirt to fit a 12- to 18-month-old child. The dress and T-shirt is produced for sale in supermarkets.



(a) Two specification points for the dress and T-shirt are that they must:

- be comfortable to wear
- provide easy access for nappy changing or toileting

Under each of the following headings, give **one** more point that should be included in the specification for the dress and T-shirt.

For each point, give **one** reason why it should be included.

**Market**

Point .....

Reason .....

.....

.....

**Environment**

Point .....

Reason .....

.....

.....



**Quality**

Point .....

Reason .....

.....

.....

**(6)**

(b) The T-shirt is made from 96% cotton jersey and 4% elastane.

One reason why the T-shirt is made from cotton jersey with elastane is that it can be assembled using an overlocker.

(i) Give **two** other reasons why cotton jersey with elastane is a suitable material for the T-shirt.

1 .....

2 .....

**(2)**

(ii) Give **two** reasons why overlocking is a suitable process to manufacture the T-shirt.

1 .....

2 .....

**(2)**

(c) The dress is made from a cotton denim fabric.

Give **two** properties of cotton denim that make it suitable for the dress.

For each property give **one** reason why it makes cotton denim suitable.

Property 1 .....

Reason .....

.....

Property 2 .....

Reason .....

.....

**(4)**



Leave blank

(d) The buttons are silver coloured.

Explain **one** reason why the buttons are silver coloured.

.....

.....

(2)

(e) The embroidery on the dress is created using a CNC embroidery machine.

Explain **one** reason why a CNC embroidery machine is used for creating the embroidery.

.....

.....

(2)

(f) Two purposes of the dress and T-shirt are that they must:

- be comfortable to wear
- provide easy access for nappy changing or toileting

Explain, under the following headings, how the dress and T-shirt achieve these purposes.

(i) Be comfortable to wear.

.....

.....

.....

.....

(2)

(ii) Provide easy access for nappy changing or toileting.

.....

.....

.....

.....

(2)

Q4

(Total 22 marks)

**TOTAL FOR PAPER: 88 MARKS**

**END**



**BLANK PAGE**



**BLANK PAGE**

