

Surname		Other Names	
Centre Number		Candidate Number	
Candidate Signature			

For Examiner's Use

General Certificate of Secondary Education
June 2008

**DESIGN AND TECHNOLOGY
(TEXTILES TECHNOLOGY) (SHORT COURSE)
Written Paper
Foundation Tier**

3557/F

F



Monday 9 June 2008 1.30 pm to 3.00 pm

<p>For this paper you must have:</p> <ul style="list-style-type: none"> a pen, a pencil, a ruler, an eraser, a pencil sharpener and coloured pencils an insert (enclosed) for use with Questions 5, 6 and 7.

For Examiner's Use			
Question	Mark	Question	Mark
1		5	
2		6	
3		7	
4			
Total (Column 1)		→	
Total (Column 2)		→	
TOTAL			
Examiner's Initials			

Time allowed: 1 hour 30 minutes

Instructions

- Use black ink or black ball-point pen. Use pencil and coloured pencils only for drawing.
- Fill in the boxes at the top of this page.
- Answer **all** questions.
- You must answer the questions in the spaces provided. Answers written in margins or on blank pages will not be marked.
- Do all rough work in this book. Cross through any work you do not want to be marked.

Information

- The maximum mark for this paper is 100.
- The marks for questions are shown in brackets.
- You are reminded of the need for good English and clear presentation in your answers



There are no questions printed on this page

**DO NOT WRITE ON THIS PAGE
ANSWER IN THE SPACES PROVIDED**



Design brief

Hats have recently become very popular.

You have been asked to design and make

either an exciting fashion hat

or a decorative product inspired by hats.

The product must

- be inspired by hat designs from the 20th century
- use at least one decorative technique
- include one or more components
- be suitable for selling in a specialist shop
- be suitable for young adults.

You are advised to answer the questions in this paper in the order in which they are written.

Turn over for the first question

Turn over ►



Answer **all** questions in the spaces provided.

Question 1 is about research to generate design ideas.

- 1 (a) The hat shown below was very fashionable at the beginning of the 20th century. It is trimmed with a stuffed bird.



- 1 (a) (i) Give **two** reasons why this hat would not be popular today.

1

2

(2 marks)

- 1 (a) (ii) Give **one** feature of this hat which could be used in modern designs.

.....

(1 mark)

- 1 (b) Give **two** reasons why a designer needs to think about each of the following.

- 1 (b) (i) how the product will be manufactured

1

2

(2 marks)

- 1 (b) (ii) the selling price of the product

1

2

(2 marks)



1 (c) A designer will need to find out if their ideas for a new product will sell.
Give **two** ways of doing this.

1

2

(2 marks)

9

Turn over for the next question

Turn over ►



Question 2 is about designing your product.

2 (a) You have been asked to show your design ideas.
Use the information given in the design brief on page 3.

2 (a) (i) Use pencil to draw and label **two** different design ideas for your product.

Marks will be awarded for

- quality of two different design ideas *(2 × 3 marks)*
- quality of notes and sketches. *(2 × 2 marks)* *(10 marks)*

Design Idea A

Design Idea B



Choose **one** of your design ideas for development.

Tick the box to show the design idea you have chosen.

Design Idea A

Design Idea B

2 (a) (ii) Give **two** reasons why young adults would like your design idea.

1

2

(2 marks)

Question 2 continues on the next page

Turn over ►




2 (b) Use sketches, labels and notes to present a final design for your product.

You have this page and the next to present your design.

Marks will be awarded for

- use of fabrics and components *(4 marks)*
 - use of 20th century inspiration *(3 marks)*
 - originality and quality of the design including the decoration *(8 marks)*
 - use of colour *(3 marks)*
 - presentation of the final idea. *(3 marks)*
- (21 marks)*





Turn over for the next question

33

Turn over ►



Question 3 is about developing ideas for your product.

3 (a) Name **two** different ways ICT (Information Communication Technology) could be used when coming up with ideas.

1

2

(2 marks)

3 (b) (i) Name **one** method of decoration you have chosen for your product.

.....

(1 mark)

3 (b) (ii) Give **two** reasons why you have chosen this method for your product.

1

2

(2 marks)

3 (c) A designer will make a *prototype* of a new product to test that it works. Give **two** ways of testing a prototype of your product.

1

2

(2 marks)

7



Question 4 is about consumer choice in relation to your product.

4 (a) Advertising a new product is important.

4 (a) (i) Give **two** reasons for advertising.

- 1
- 2 *(2 marks)*

4 (a) (ii) Describe **one** way in which your product could be advertised.

-
- *(2 marks)*

4 (a) (iii) Why would this method be a good way to advertise your product?

- *(1 mark)*

4 (b) Your product will be packaged before it is sent to the shop.
Give **three** reasons why your product needs to be packaged.

- 1
- 2
- 3 *(3 marks)*

4 (c) Give **two** reasons why it would be better **not** to package your product.

- 1
- 2 *(2 marks)*

Turn over for the next question

10

Turn over ►



Question 5 is about fabrics and components used in textile products for a baby.

5 Study **Figure 1**, the photograph on the insert sheet.
It shows two pages of a fabric activity book for a baby.

5 (a) The pages of the activity book are made from a plain weave cotton fabric.
Give **three** reasons why the manufacturer has chosen this fabric.

- 1
- 2
- 3

(3 marks)

5 (b) (i) The flower on the left-hand page of the activity book is made from a polyester satin fabric.
Give **two** reasons why this is a good fabric to use for the flower.

- 1
- 2

(2 marks)

5 (b) (ii) Give **one** reason why it is **not** a good fabric to use for the flower.

.....

(1 mark)

5 (c) The activity book is fastened with Velcro.
Give **two** reasons why this is a good fastening to use on this product.

- 1
- 2

(2 marks)

8



Question 6 is about the industrial manufacture of the activity book shown on the insert sheet.

6 Look again at the photograph of the activity book (**Figure 1**).

6 (a) Name **two** different ways in which computer technology could help to put the lettering onto the pages.


1

2

(2 marks)

6 (b) These activity books are manufactured in quantity to sell in shops. It will be important that they are made to a high standard. Three faults were found in a batch of the books.

Fault 1



6 (b) (i) Explain **how** the manufacturer can make sure that all the pages have neat square corners.

.....
.....
.....

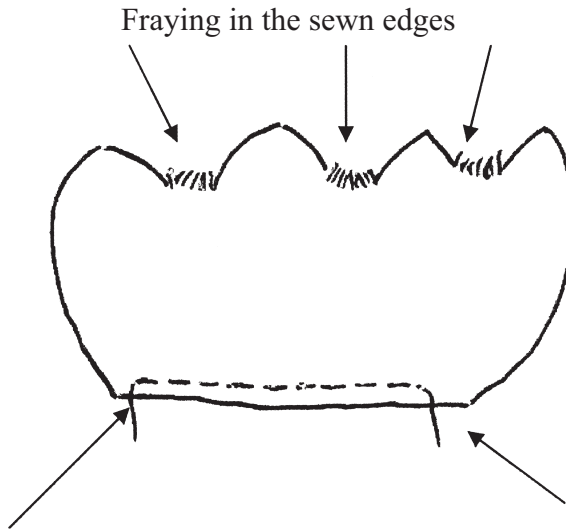
(2 marks)

Question 6 continues on the next page

Turn over ►



Faults 2 and 3



Stitching coming undone so flower comes off the page of the book

6 (b) (ii) Explain **how** the manufacturer can make sure that all the sewn edges are neat with no fraying.

.....

.....

.....

(2 marks)

6 (b) (iii) Explain **how** the manufacturer can make sure that the flower will stay firmly sewn to the page.

.....

.....

.....

(2 marks)

6 (c) Give **two** reasons why quality control is important when making textile products.

1

2

(2 marks)



6 (d) Safety in the factory is important.

Give **four** ways a manufacturer can make a factory a safe place to work.

1

2

3

4

(4 marks)

Turn over for the next question

14

Turn over ►



Question 7 is about the design and manufacture of a bag for a child.

7 Look at the child’s bag (**Figure 2**), shown on the insert sheet.
It was sold in a chain of supermarkets.

7 (a) It is made from a 100% polyester fleece fabric.
Give **three** reasons why this fabric is suitable for the bag.

- 1
- 2
- 3

(3 marks)

7 (b) Name and describe **two** components which will be needed for this bag.

- 1
-
- 2
-

(4 marks)

7 (c) The information shown below was on the label attached to the bag.



Give **two** reasons why the bag should be kept away from fire.

- 1
- 2

(2 marks)



7 (d) Many textiles products are made overseas.

7 (d) (i) Explain **two** different advantages of this.

1

.....

2

.....

(4 marks)

7 (d) (ii) Explain **two** different disadvantages of overseas manufacture.

1

.....

2

.....

(4 marks)

7 (e) The selling price of the bag was reduced from £4 to £2.
Give **two** reasons why this reduction might have been made.

1

2

(2 marks)

END OF QUESTIONS



There are no questions printed on this page

**DO NOT WRITE ON THIS PAGE
ANSWER IN THE SPACES PROVIDED**



There are no questions printed on this page

**DO NOT WRITE ON THIS PAGE
ANSWER IN THE SPACES PROVIDED**



There are no questions printed on this page

**DO NOT WRITE ON THIS PAGE
ANSWER IN THE SPACES PROVIDED**

ACKNOWLEDGEMENT OF COPYRIGHT-HOLDERS AND PUBLISHERS

Permission to reproduce all copyright material has been applied for. In some cases, efforts to contact copyright-holders have been unsuccessful and AQA will be happy to rectify any omissions of acknowledgement in future papers if notified.

Copyright © 2008 AQA and its licensors. All rights reserved.



**DESIGN AND TECHNOLOGY
(TEXTILES TECHNOLOGY)
Full and Short Courses**

This insert is provided for use in the examination.

Figure 1

Two pages of a fabric activity book

Left-hand page

Right-hand page



Flower which the child can lift to see what is underneath

This insert page should **not** be sent to the examiner.

Figure 2

Pictures of a bag in the shape of an angel deleted due to third-party copyright constraints.

ACKNOWLEDGEMENT OF COPYRIGHT-HOLDERS AND PUBLISHERS

Permission to reproduce all copyright material has been applied for. In some cases, efforts to contact copyright-holders have been unsuccessful and AQA will be happy to rectify any omissions of acknowledgement in future papers if notified.

Copyright © 2008 AQA and its licensors. All rights reserved.