

Surname					Other Names				
Centre Number					Candidate Number				
Candidate Signature									

Leave blank

General Certificate of Secondary Education
June 2005



HOME ECONOMICS (TEXTILES)
Foundation Tier
Written Paper

3563/F

Monday 20 June 2005 9.00 am to 10.30 am

F

In addition to this paper you will require:

- illustration for use in answering Question 1.

You may use a calculator.

Time allowed: 1 hour 30 minutes

Instructions

- Use a blue or black ink (or ball-point) pen. Pencil should only be used for drawing.
- Fill in the boxes at the top of this page.
- Answer **all** of the questions.
- Write your answers in this combined question paper/answer book.
- Continue your answers on additional sheets if necessary.
- Fasten any additional sheets you use to this paper before handing it to the Invigilator at the end of the examination.

Information

- The maximum mark for this paper is 100.
- Mark allocations are shown in brackets.

For Examiner's Use			
Number	Mark	Number	Mark
1			
2			
3			
4			
Total (Column 1)			
Total (Column 2)			
TOTAL			
Examiner's Initials			

Answer **all** questions in the spaces provided.

Question 1 is about clothes for children.

1 Study the child's coat shown on the insert sheet.

(a) List **three** features which make this a fashionable coat for a child.

- 1
 - 2
 - 3
- (3 marks)*

(b) (i) The outer fabric of the coat is made from cotton.
Explain **two** properties of cotton which make it suitable for this coat.

- 1
 -
 - 2
 -
- (4 marks)*

(ii) Explain **one** disadvantage of making this coat from a cotton fabric.

-
 -
- (2 marks)*

(c) Explain **three** ways in which this coat has been designed to keep a child warm.

- 1
 -
 - 2
 -
 - 3
 -
- (6 marks)*


(d) (i) Name **one** finish which could be applied to the outer fabric of the coat.

.....
(1 mark)


(ii) Explain **one** reason why you think that this finish is needed.

.....
.....
(2 marks)

(e) The symbols below are from a care label like the one that is on the coat.
Explain what each of the symbols mean.

(i) 
.....
(2 marks)

(ii) 
(1 mark)

(iii) 
(1 mark)

(iv) 
(1 mark)

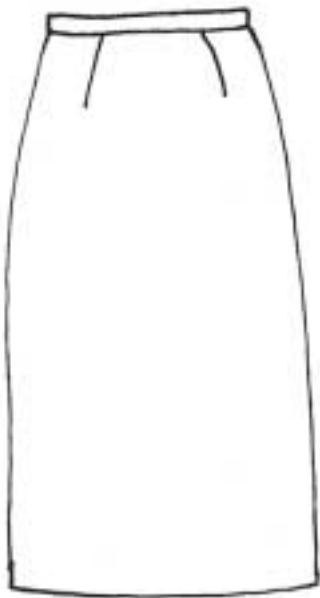
TURN OVER FOR THE NEXT QUESTION

Turn over ▶

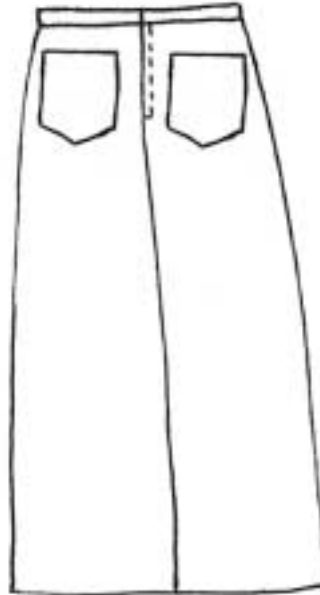
Question 2 is about making a skirt.

2 The skirt shown below is to be made at home.
A medium weight cotton denim fabric is to be used.

- (a) (i) The skirt is to have an added decoration to make it more fashionable.
On the diagram of the skirt below, show your design for the decoration.



Front view



Back view

(3 marks)

- (ii) Name the technique you would choose for the decoration.

.....
(1 mark)

- (iii) Give **two** reasons why you have chosen this technique.

1

.....

2

.....
(2 marks)

(b) The diagram below shows the main pattern pieces for the skirt.

(i) Write each of the words given below in the correct box on the diagrams.

Place to fold line

Seam line

Front

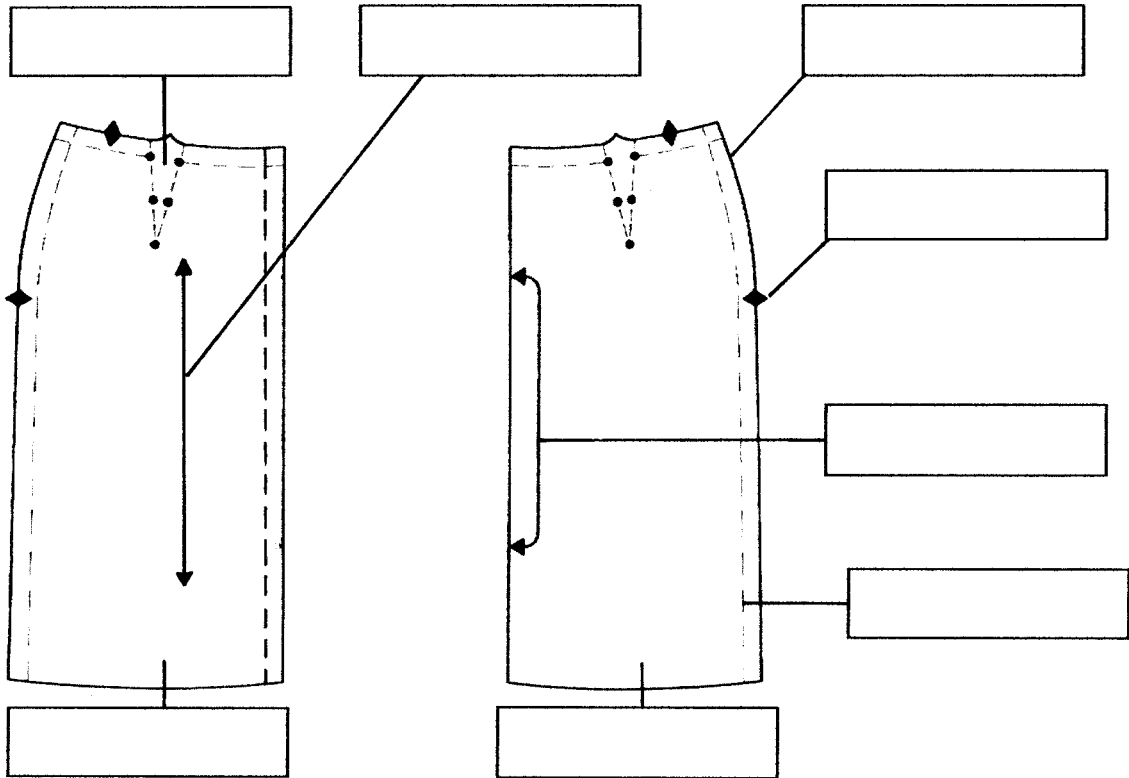
Dart

Straight grain line

Cutting line

Notch

Back



(8 marks)

(ii) Explain why it is important to follow the straight grain line when placing the pattern on the fabric.

.....
.....

(2 marks)

(c) Before starting to sew the skirt the machine stitch will need to be tested.
List **two** things about the stitch that need to be checked.

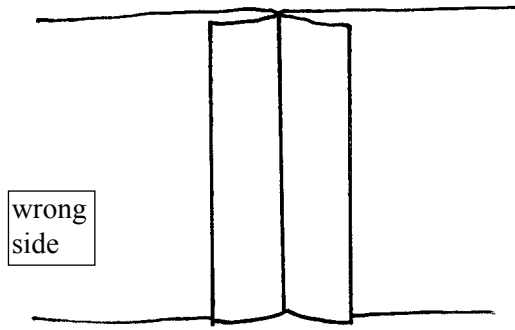
1
2

(2 marks)

QUESTION 2 CONTINUES ON THE NEXT PAGE

Turn over ▶

(d) The seam shown below could be used to sew the sides of the skirt.

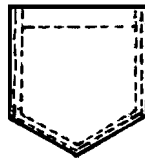


(i) Name of seam (1 mark)

(ii) This seam will need to be neatened.
On the diagram show and name **two** different ways of neatening the seam edges. (2 marks)

(iii) Give **two** reasons why this would be a good seam to use for a skirt.
1
.....
2
..... (2 marks)

(e) The back pocket is shown below.



(i) Give **two** reasons why there is a double layer of fabric at the top of the pocket.
1
.....
2
..... (2 marks)

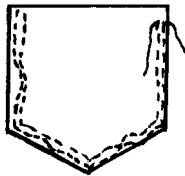
(ii) Give **two** reasons for using two rows of stitching to sew the pocket to the skirt.
1
.....
2
..... (2 marks)

(iii) Explain how to turn a corner when stitching the pocket to the skirt.

.....
.....
.....
.....

(4 marks)

(f) Look at the stitching on the pocket below.



Explain how to make sure that:

(i) the stitched lines are straight;

.....
.....

(2 marks)

(ii) the top edge is secure.

.....
.....

(2 marks)

(g) Give **two** reasons why the waistband of the skirt will need to be interfaced.

1


2

(2 marks)

Question 3 is about tools and equipment.

3 The equipment shown below is available for home sewing.
Give the information required about each item.

(a)




(i) Name (1 mark)

(ii) **Two** uses for this item are:

1

2 (2 marks)

(b)



(i) Name (1 mark)

(ii) **Two** uses for this item are:

1

2 (2 marks)

(iii) Discuss the care needed when using this item of equipment.

.....

.....

..... (3 marks)

(c) The machine needle might break when stitching.
Give **two** reasons why.

1

.....

2

.....

(2 marks)

(d) Modern sewing machines can do a wide range of stitches and tasks other than straight stitching.
Describe **four** different jobs or stitches that a modern machine can do.
Explain how each would be useful when making clothes or home furnishings.

.....

.....

.....

.....

.....

.....

.....

.....

.....

.....

.....

.....

(12 marks)

(e) Give **five** checks that should be made regularly to make sure that a sewing machine always works well.

1

2

3

4

5

(5 marks)

Turn over ▶

Question 4 is about the consumer.

4 Clothing can be bought from many different places.

Give **two** advantages and **two** disadvantages of buying clothes in each of the following ways:

(a) from a **chain store**;

Advantages:

1

.....

2

.....

(2 marks)

Disadvantages:

1

.....

2

.....

(2 marks)

(b) using the **Internet**;

Advantages:

1

.....

2

.....

(2 marks)

Disadvantages:

1

.....

2

.....

(2 marks)

(c) from a **market stall**.

Advantages:

- 1
 -
 - 2
 -
- (2 marks)*

Disadvantages:

- 1
 -
 - 2
 -
- (2 marks)*

12

END OF QUESTIONS

General Certificate of Secondary Education
June 2005

HOME ECONOMICS (TEXTILES)
Foundation Tier
Written Paper

3563/F



Monday 20 June 2005 9.00 am to 10.30 am

F



Girl's duffle coat

100% cotton corduroy.
100% cotton deep pile lining.

Mock acrylic fur trimmed
hood.
Zip and toggle fastening.