

Candidate Forename		Candidate Surname	
-------------------------------	--	------------------------------	--

Centre Number						Candidate Number				
--------------------------	--	--	--	--	--	-----------------------------	--	--	--	--

**OXFORD CAMBRIDGE AND RSA EXAMINATIONS
GENERAL CERTIFICATE OF SECONDARY EDUCATION**

A323/02

**TWENTY FIRST CENTURY SCIENCE
CHEMISTRY A**

Unit 3: Ideas in Context plus C7 (Higher Tier)

FRIDAY 28 MAY 2010: Morning

DURATION: 60 minutes

SUITABLE FOR VISUALLY IMPAIRED CANDIDATES

**Candidates answer on the Question Paper
A Calculator may be used for this paper**

OCR SUPPLIED MATERIALS:

Insert (inserted)

OTHER MATERIALS REQUIRED:

Pencil


Ruler (cm/mm)

READ INSTRUCTIONS OVERLEAF

INSTRUCTIONS TO CANDIDATES

- Write your name clearly in capital letters, your Centre Number and Candidate Number in the boxes on the first page.
- Use black ink. Pencil may be used for graphs and diagrams only.
- Read each question carefully and make sure that you know what you have to do before starting your answer.
- Answer ALL the questions.
- Write your answer to each question in the space provided. Additional paper may be used if necessary but you must clearly show your Candidate Number, Centre Number and question number(s).

INFORMATION FOR CANDIDATES

- The number of marks is given in brackets [] at the end of each question or part question.
- The total number of marks for this paper is 55.
-  Where you see this icon you will be awarded a mark for the quality of written communication in your answer.
- A copy of the Periodic Table is provided.

BLANK PAGE

Answer ALL the questions.

1 **THIS QUESTION IS BASED ON THE ARTICLE ‘WHICH NAPPY IS BEST FOR THE ENVIRONMENT?’**

- (a) Both disposable and reusable ‘terry’ nappies contain cellulose fibres from cotton. Cotton is generally considered to be a renewable material.

Some people say that although cotton is a renewable material its use is not really sustainable because of the way that we grow it.

What information in the article supports this argument?

[2]

- (b) Many parents think that reusable nappies cause less environmental damage than disposable nappies.

Despite this, most parents use disposable nappies.

Suggest a reason why they do this.

[1]

- (c) The article says that a Life Cycle Assessment (LCA) follows the lifetime of a product ‘from cradle to grave’.

Explain what this means.

[1]

- (d) Use information from the article to describe and explain ONE environmental impact that is greater for reusable nappies than disposable nappies.

[2]

- (e) It might be possible to use the recycling process mentioned in the article to recycle materials from ALL of the disposable nappies used in the UK.

Suggest why this would be difficult to achieve.

[3]

(f) Disposable nappies contain the polymers polyethene and polypropene.

(i) These polymers melt at low temperatures. This enables the recycled polymers to be melted and made into new products.

Use ideas about forces and energy to explain why these polymers melt at low temperatures.

[2]

(ii) A polymer with a lower melting point than polyethene might be easier to recycle.

Describe one method that may be used to produce a polymer with a lower melting point and explain how it does this.

[2]

[Total: 13]

2 A teacher drops a small piece of sodium into a dish of ethanol.

The teacher repeats this demonstration with sodium and water, and then with sodium and the liquid alkane, hexane.

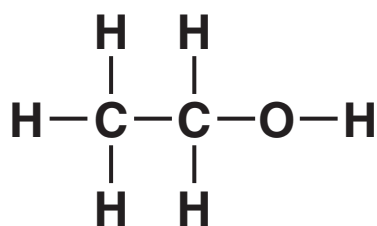
(a) The table below is to record the observations made by a student watching the demonstration.

Complete the table by writing in each empty box WHAT THE STUDENT SEES.

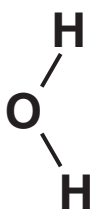
SODIUM + ETHANOL	SODIUM + WATER	SODIUM + HEXANE

[4]

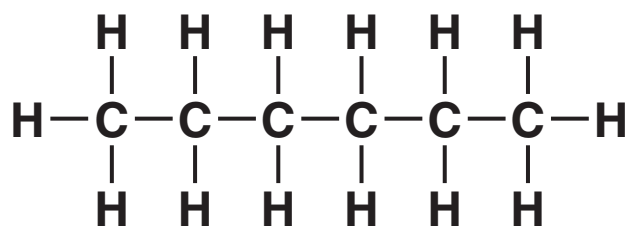
(b) The diagrams show the structural formulae of ethanol, water and hexane.



ethanol



water



hexane

Explain the similarities and differences in the reactions of these three compounds with sodium.

[2]

(c) A dilute solution of ethanol can be made by fermentation of grape juice using yeast.

(i) Why is it not possible to make a concentrated solution of ethanol by fermentation?

[1]

(ii) Name the method used to separate ethanol from the solution, and explain how it works.

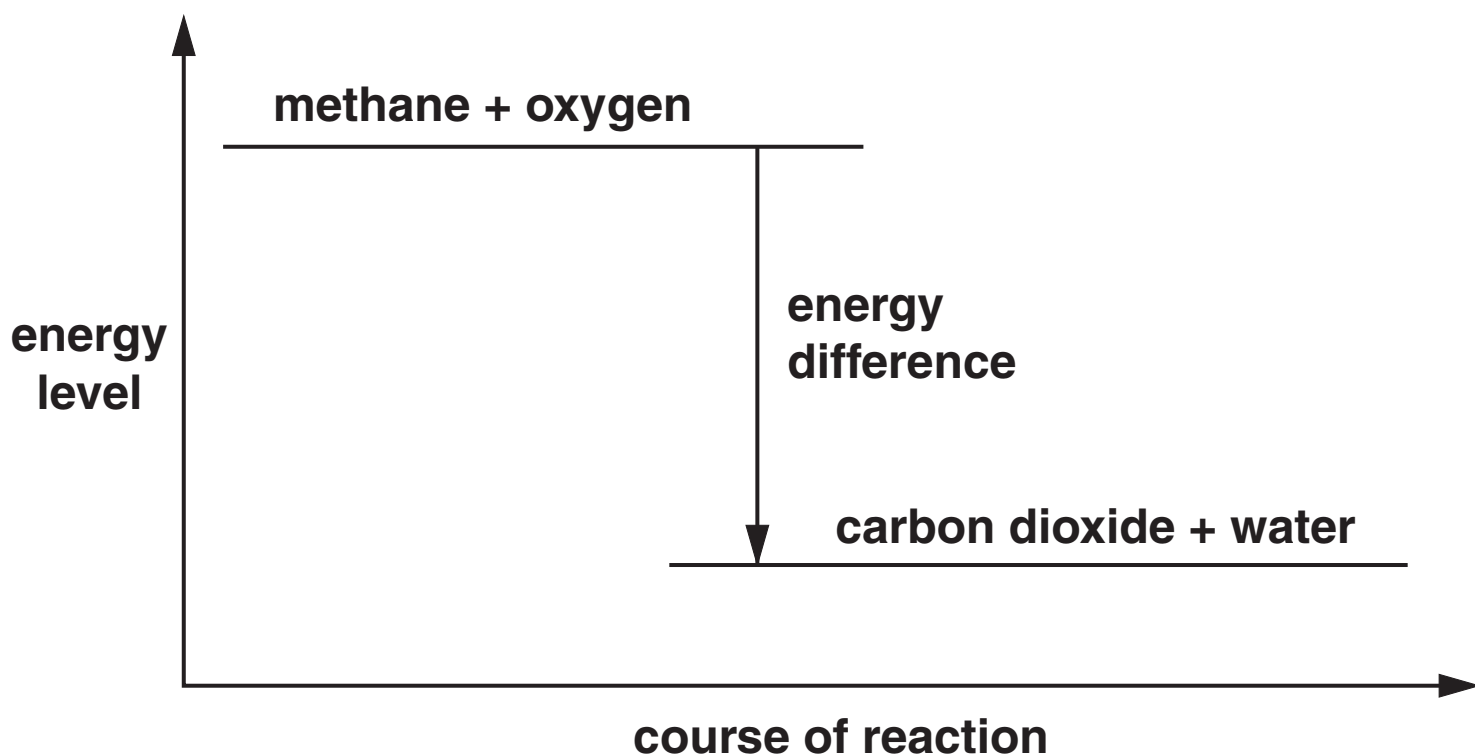
method: _____

explanation: _____

_____ **[3]**

[Total: 10]

3 Look at this energy level diagram for the complete combustion of methane in air.



(a) The complete combustion of methane in air is an exothermic reaction.

How does the energy level diagram show that this reaction is exothermic?

[2]

(b) A mixture of methane and oxygen at room temperature does not react.


When a lighted match is applied the mixture burns.

The lighted match supplies the activation energy for the reaction.

Explain what is meant by the term ACTIVATION ENERGY.

[2]

(c) Methane burns in air according to this equation.



The table shows the energy required to break each of the bonds involved in this reaction.

BOND	ENERGY IN KJ/MOL
C-H	435
O=O	498
C=O	805
H-O	464

The energy used when the bonds in this reaction are broken can be calculated as follows.

$$4 \times \text{C-H} = 4 \times 435 = 1740 \text{ kJ/mol}$$

$$2 \times \text{O=O} = 2 \times 498 = 996 \text{ kJ/mol}$$

$$\text{energy used} = 1740 + 996 = 2736 \text{ kJ/mol}$$

(i) Calculate the energy released as new bonds are made in this reaction.

$$\text{energy released} = \underline{\hspace{2cm}} \text{ kJ/mol [3]}$$

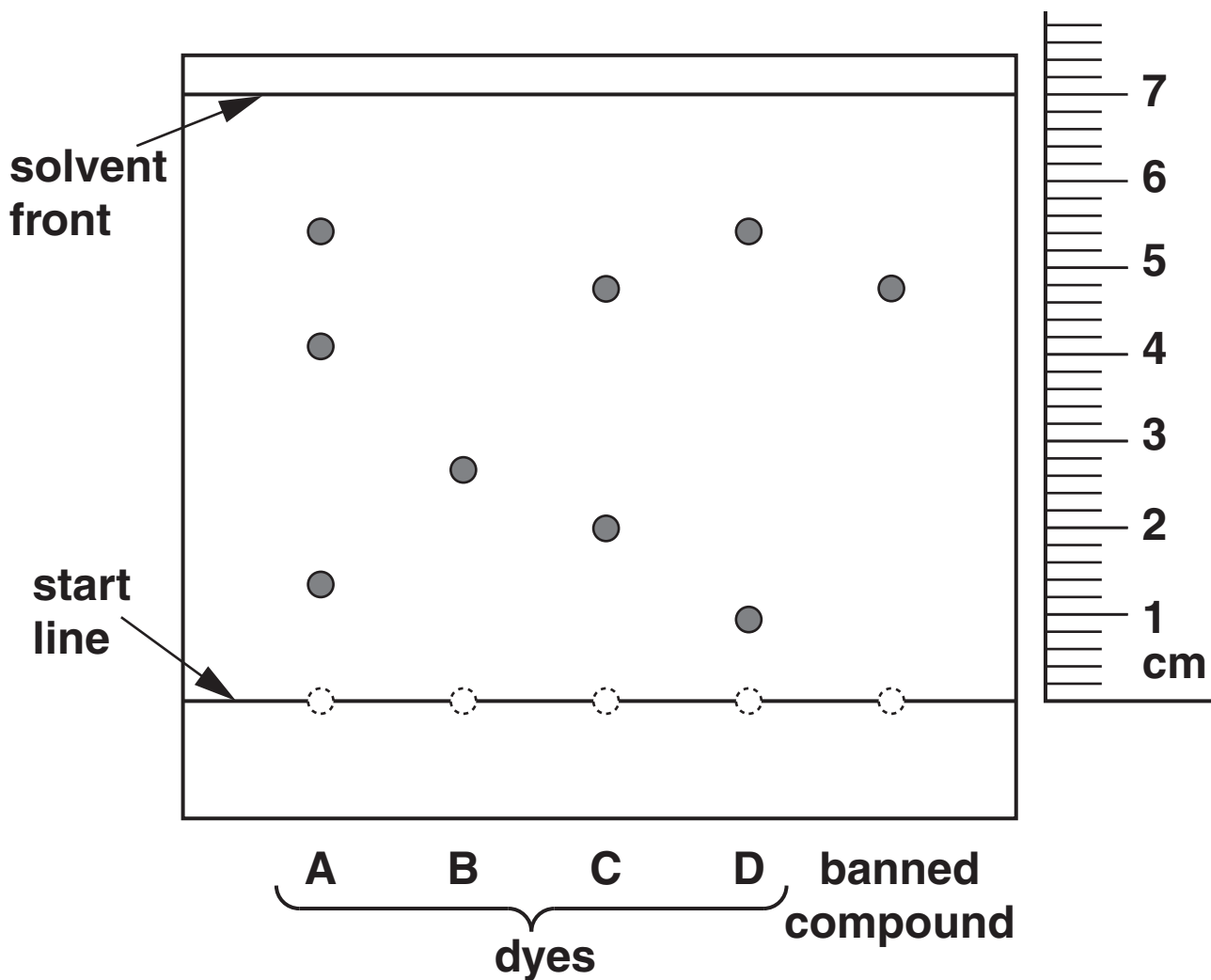
(ii) Calculate the overall energy change for the reaction.

overall energy change = _____ kJ/mol [1]

[Total: 8]

4 A scientist employed by the Food Standards Agency uses paper chromatography. He tests samples of water-soluble food dyes to see if they contain a banned compound.

The resulting chromatogram is shown below.



- (a) The chromatogram shows that dye C contains the banned compound.

The identity of this substance can be confirmed using its published R_f value.

- (i) Calculate the R_f value for the banned compound.

You must show your working.

$$R_f \text{ value} = \frac{\text{distance travelled by solute}}{\text{distance travelled by solvent}}$$

$$R_f \text{ value} = \underline{\hspace{10em}} \quad [2]$$

- (ii) Suggest why R_f values are sometimes a better way to compare spots on different chromatograms than a simple visual comparison.

[2]

(b) Describe how compounds in the dyes are separated during the chromatography.

Use the terms STATIONARY PHASE, MOBILE PHASE and DYNAMIC EQUILIBRIUM in your answer.

[3]

[Total: 7]

BLANK PAGE

QUESTION 5 BEGINS ON PAGE 18

5 A student uses a titration with nitric acid to find the concentration of a solution of sodium hydroxide.

(a) The student has a stock solution of nitric acid containing 63 g in each dm^3 .

She uses this to make up 250 cm^3 of a standard solution containing 6.3 g in each dm^3 .

Describe how she makes up this standard solution.

($1 \text{ dm}^3 = 1000 \text{ cm}^3$)

[2]

(b) The student adds the standard nitric acid solution from a burette into sodium hydroxide solution in a flask.

She uses five 25.0 cm³ samples of the sodium hydroxide solution.

She obtains the following titration results.

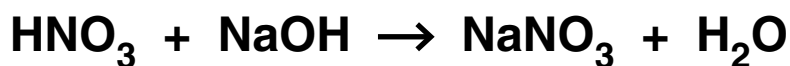
TITRATION NUMBER	1	2	3	4	5
VOLUME OF NITRIC ACID IN CM³	28.3	28.2	28.2	28.1	28.2

(i) The student uses the average of her titration results, 28.2 cm³, as the best estimate of the volume of nitric acid used.

Show by calculation that the mass of nitric acid in 28.2 cm³ of the standard solution is 0.178 g.

[1]

- (ii) Nitric acid and sodium hydroxide react according to the following equation.



The relative formula mass of nitric acid is 63 and the relative formula mass of sodium hydroxide is 40.

Calculate the mass of sodium hydroxide in 25.0 cm^3 of the sodium hydroxide solution, and hence find the concentration of the sodium hydroxide solution in g/dm^3 .

You should show your working.

mass of the sodium hydroxide
in 25 cm^3 solution = _____ g

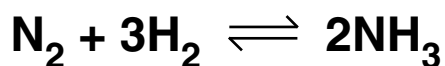
concentration of sodium
hydroxide solution = _____ g/dm^3 [3]

(iii) Use the titration results to assess the degree of uncertainty in your value for the concentration of the sodium hydroxide solution.

[2]

[Total: 8]

6 Ammonia is a bulk chemical made by the reaction of nitrogen with hydrogen.



The reaction is reversible, forming a dynamic equilibrium.

The diagram opposite shows a flow chart of the Haber process for the manufacture of ammonia.

(a) Air and natural gas are used to make ammonia.

Suggest how each of these raw materials affects the sustainability of the process.

air _____

natural gas _____

[4]



- (b) The process uses an iron catalyst. A catalyst speeds up the rate of conversion of reactants to products.

Use ideas about energy to explain how a catalyst works.



One mark is for using the correct scientific terms.

[2+1]

- (c) Although the reaction is reversible, all of the nitrogen and hydrogen are eventually converted to ammonia.

Use the flow chart to explain how this is achieved.

[2]

[Total: 9]

END OF QUESTION PAPER

BLANK PAGE

BLANK PAGE



Copyright Information

OCR is committed to seeking permission to reproduce all third-party content that it uses in its assessment materials. OCR has attempted to identify and contact all copyright holders whose work is used in this paper. To avoid the issue of disclosure of answer-related information to candidates, all copyright acknowledgements are reproduced in the OCR Copyright Acknowledgements Booklet. This is produced for each series of examinations, is given to all schools that receive assessment material and is freely available to download from our public website (www.ocr.org.uk) after the live examination series.

If OCR has unwittingly failed to correctly acknowledge or clear any third-party content in this assessment material, OCR will be happy to correct its mistake at the earliest possible opportunity.

For queries or further information please contact the Copyright Team, First Floor, 9 Hills Road, Cambridge CB2 1GE.

OCR is part of the Cambridge Assessment Group; Cambridge Assessment is the brand name of University of Cambridge Local Examinations Syndicate (UCLES), which is itself a department of the University of Cambridge.

