

**GENERAL CERTIFICATE OF SECONDARY EDUCATION
TWENTY FIRST CENTURY SCIENCE
CHEMISTRY A**

A321/01

Unit 1: C1 C2 C3 (Foundation Tier)

Candidates answer on the question paper.
A calculator may be used for this paper.


OCR supplied materials:
None

Other materials required:

- Pencil
- Ruler (cm/mm)

**Monday 17 January 2011
Morning**

Duration: 40 minutes



Candidate forename		Candidate surname	
-----------------------	--	----------------------	--

Centre number						Candidate number				
---------------	--	--	--	--	--	------------------	--	--	--	--

INSTRUCTIONS TO CANDIDATES

- Write your name, centre number and candidate number in the boxes above. Please write clearly and in capital letters.
- Use black ink. Pencil may be used for graphs and diagrams only.
- Read each question carefully. Make sure you know what you have to do before starting your answer.
- Write your answer to each question in the space provided. Additional paper may be used if necessary but you must clearly show your candidate number, centre number and question number(s).
- Answer **all** the questions.
- Do **not** write in the bar codes.

INFORMATION FOR CANDIDATES

- The number of marks is given in brackets [] at the end of each question or part question.
- The total number of marks for this paper is **42**.
- The Periodic Table is printed on the back page.
- This document consists of **16** pages. Any blank pages are indicated.

Answer **all** the questions.

1 This question is about food additives.

(a) Look at this list of types of food additive.

artificial sweeteners colourings emulsifiers flavourings preservatives

Begin each of these sentences by using the correct word or words from the list.

..... help to mix ingredients together.

..... are used instead of sugar in processed foods.

..... keep food safe to eat for longer.

[3]

(b) Some food additives have E numbers. For example, E300 is vitamin C.

E numbers are listed on food labels.

Which of these statements about these additives are **true** and which are **false**?

Put ticks (✓) in the correct boxes to show your choices.

	true	false
They are always harmful to health.		
All are artificial chemicals.		
They have passed a safety test.		
Some are natural chemicals.		
They have been approved for use in the EU.		
They have been approved for use throughout the world.		

[3]

(c) Mary is shopping at a supermarket.

She looks to see which E numbers are listed on the label of each food packet.

Mary buys foods with some E numbers.

She chooses **not** to buy foods with other E numbers.

Use ideas of **risk and benefit** to suggest how Mary decides which foods to buy.

.....

.....

.....

.....

..... [2]

[Total: 8]

BLANK PAGE

PLEASE DO NOT WRITE ON THIS PAGE

2 (a) Plants need nitrogen to make amino acids and proteins.

Which **three** other elements are present in amino acids and proteins?

Put a **ring** around each correct answer.

- argon calcium carbon helium hydrogen
- oxygen potassium phosphorus sodium

[2]

(b) Some elements move between plants, animals and the environment.

Write down **two** ways that this happens.

.....

.....

.....

.....

[2]

(c) Farmers add nitrogen compounds to the soil.

Which two statements explain why they need to do this?

Put ticks (✓) in the boxes next to the **two** correct answers.

Nitrogen is a gas so it escapes from the soil.

Plants take nitrogen compounds from the soil as they grow.

Nitrogen kills weeds that grow in the soil.

Nitrogen kills pests that attack the crops.

When crops are harvested, nitrogen is not returned to the soil.

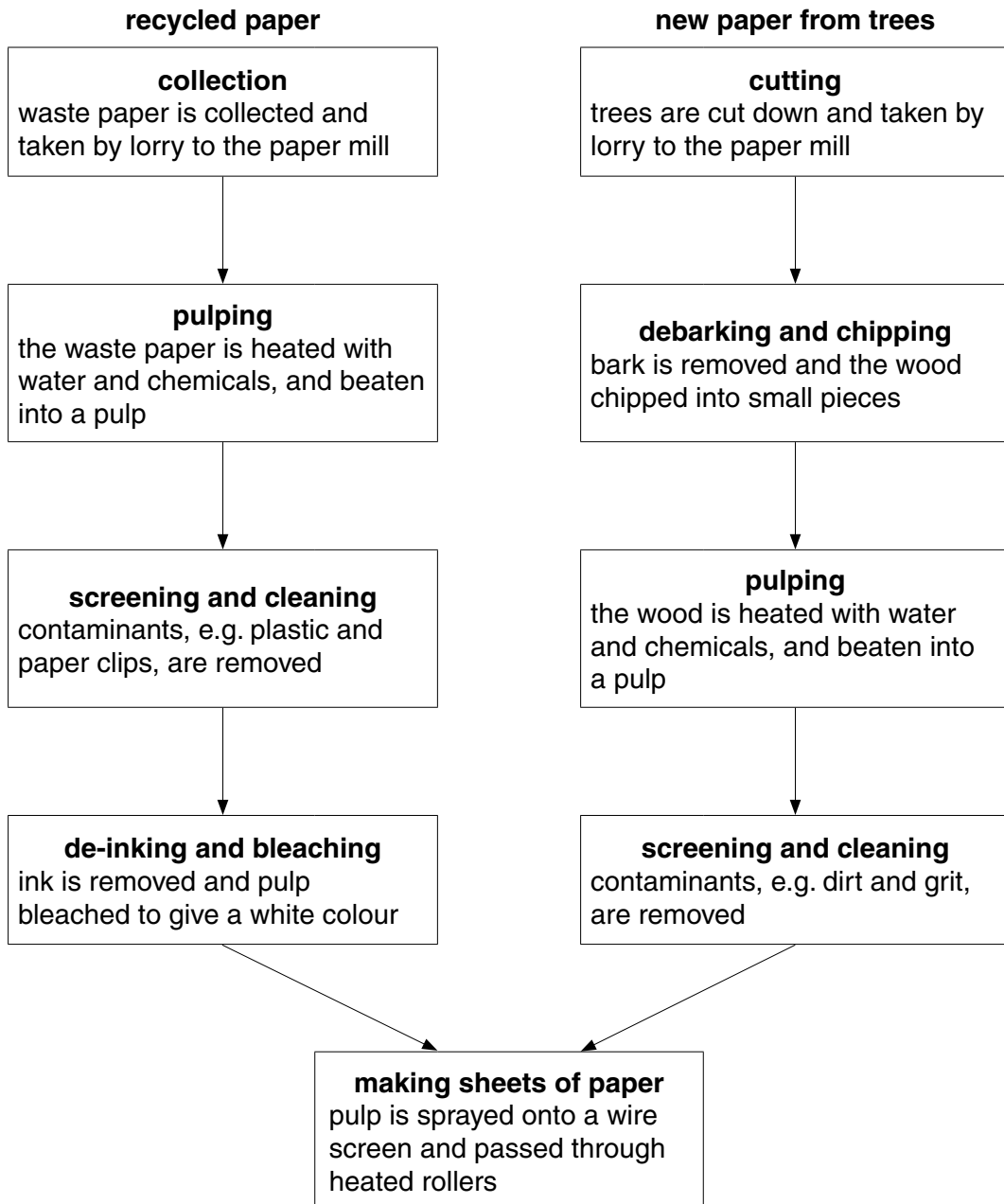
[2]

[Total: 6]

3 Newspapers are printed on paper.

Paper can be made from recycled waste paper or from trees.

The diagram shows the main steps in the production of **recycled paper** and **new paper from trees**.



- (a) The sustainability of making recycled paper and making new paper may be different.

Explain how.

Use ideas from the diagram to help you answer the question.

.....

.....

.....

.....

.....

.....

..... [3]

- (b) Making sheets of paper from pulp is the same for recycled paper and new paper.

Name one **other** step in the diagram that has the same environmental impact for both types of paper.

Explain your choice.

.....

.....

.....

..... [2]

(c) Waste paper can be disposed of in landfill or burned.

Waste paper can also be recycled.

All of the statements below are true.

Which statements are good reasons for recycling waste paper?

Put ticks (✓) in the boxes next to the **two** best answers.

Recycling needs waste paper to be de-inked and bleached using chemicals.

Waste paper can be burned in power stations to produce electricity.

Paper can be separated from other waste by householders, and collected.

Paper in landfill slowly rots and gives off methane, which contributes to global warming.

Pulping waste paper uses chemicals and energy.

Burning waste paper gives off carbon dioxide.

[2]

[Total: 7]

4 This question is about crude oil and polymers made from it.

(a) Crude oil is a mixture of hydrocarbons.

Which elements are present in hydrocarbons?

Put ticks (✓) in the boxes next to the **two** correct answers.

argon

carbon

hydrogen

oxygen

sodium

[2]

(b) Small molecules obtained from crude oil are joined together to make polymers.

What is the name of this process?

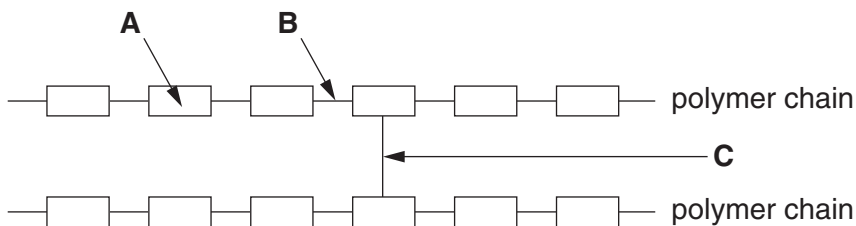
Put a **ring** around the correct word.

decomposition neutralisation photosynthesis

polymerisation oxidation

[1]

(c) The diagram shows where each of three different forces of attraction, **A**, **B** and **C**, are in a polymer.



(i) Which force joins the small molecules to each other to make a polymer chain?

Choose from **A**, **B** or **C**.

answer [1]

(ii) Which force is a cross-link between chains?

Choose from **A**, **B** or **C**.

answer [1]

(iii) Which statements describe changes that increase the melting point of this polymer?

Put ticks (✓) in the boxes next to the **two** best answers.

make the polymer chains longer

introduce more cross-links

put plasticizer molecules between the chains

make force **A** stronger

make force **B** stronger

[2]

[Total: 7]

5 Molecules in petrol contain hydrogen and carbon atoms.

(a) When petrol burns in a car engine the carbon reacts with oxygen to make carbon dioxide.

What is made from the hydrogen?

Put a **ring** around the correct answer.

argon carbon monoxide nitrogen dioxide water

[1]

(b) Car manufacturers state the amount of carbon dioxide made in the engines in their cars.

The table gives this information for different size engines fitted in the same design of car.

size of engine in litres	carbon dioxide made in g/km travelled
1.4	158
1.6	184
2.0	207
2.6	224

Complete this sentence to describe the **correlation** shown by this data.

As the size of the car engine, the mass
of carbon dioxide made

[1]

- (c) A car manufacturer designs a new engine.

Scientists compare the carbon dioxide made by the new engine with that from the old engine.

Both engines are the same size.

The scientists test both engines five times. They work out the mean (average) of the five results for the new engine to be 144 g/km. They use this as the best estimate of the carbon dioxide made by the new engine.

		carbon dioxide made in g/km travelled				
		test 1	test 2	test 3	test 4	test 5
new engine		145	146	143	144	142
old engine		160	158	159	157	156

- (i) Work out the best estimate of carbon dioxide made by the old engine.

Show your working.

best estimate = g/km [2]

- (ii) The carbon dioxide output measured for the new engine was a little different in every test.

Which statements explain these differences?

Put ticks (✓) in the boxes next to the **two** best answers.

The scientists used different apparatus for some of the tests.

There is a limit to the accuracy of the apparatus used to measure the carbon dioxide.

Different hydrocarbons in the petrol were burning from minute to minute.

The amount of carbon dioxide made by an engine varies a little from minute to minute.

The scientists made mistakes with some of the tests.

[2]

(iii) Motorists pay car tax each year.

The tax is based on the amount of carbon dioxide the car makes.

The table gives information for annual car tax payments (2009 figures).

carbon dioxide in g/km travelled	car tax in £
up to 100	0
101–120	35
121–150	120
151–165	145
166–185	170
over 185	210

Use the table to find the car tax for the car fitted with the **new** engine.

car tax = £ [1]

(iv) There are several ways that the **total** amount of carbon dioxide released from vehicles can be reduced.

Which of these statements describe some of them?

Put ticks (✓) in the boxes next to the **two** best answers.

fitting catalytic converters

using low sulfur fuels

more people using public transport instead of cars

increasing the speed limit on motorways

having emission limits enforced by MOT testing of cars

[2]

[Total: 9]

6 This list shows pollutants found in a sample of air.

carbon dioxide carbon monoxide carbon particulates sulfur dioxide

(a) Which **two** of these pollutants are removed from the air when they dissolve in rain water?

..... and [1]

(b) Carbon monoxide causes harm to humans **directly** because it is toxic.

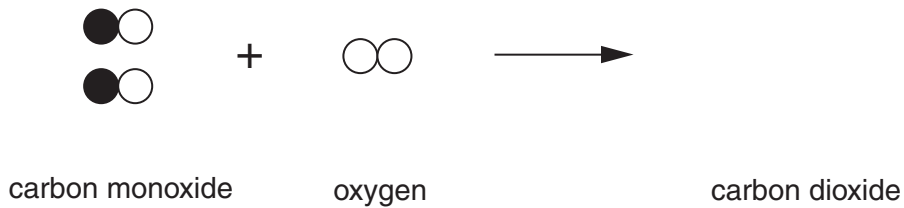
Some other pollutants cause harm to humans **indirectly**.

Use one example from the list to explain how a pollutant can be **indirectly** harmful.

.....
.....
.....
..... [2]

(c) Carbon monoxide reacts with oxygen to produce carbon dioxide.

Finish the diagram to show the molecules in this reaction.



[2]

[Total: 5]

END OF QUESTION PAPER

PLEASE DO NOT WRITE ON THIS PAGE



Copyright Information

OCR is committed to seeking permission to reproduce all third-party content that it uses in its assessment materials. OCR has attempted to identify and contact all copyright holders whose work is used in this paper. To avoid the issue of disclosure of answer-related information to candidates, all copyright acknowledgements are reproduced in the OCR Copyright Acknowledgements Booklet. This is produced for each series of examinations and is freely available to download from our public website (www.ocr.org.uk) after the live examination series.

If OCR has unwittingly failed to correctly acknowledge or clear any third-party content in this assessment material, OCR will be happy to correct its mistake at the earliest possible opportunity.

For queries or further information please contact the Copyright Team, First Floor, 9 Hills Road, Cambridge CB2 1GE.

OCR is part of the Cambridge Assessment Group; Cambridge Assessment is the brand name of University of Cambridge Local Examinations Syndicate (UCLES), which is itself a department of the University of Cambridge.

The Periodic Table of the Elements

		1	2	3	4	5	6	7	0																										
7	Li lithium 3	9	Be beryllium 4	11	Na sodium 11	12	Mg magnesium 12	13	Al aluminium 13	14	N nitrogen 7	15	P phosphorus 15	16	S sulfur 16	17	Cl chlorine 17	18	Ar argon 18																
19	K potassium 19	20	Ca calcium 20	21	Sc scandium 21	22	Ti titanium 22	23	V vanadium 23	24	Cr chromium 24	25	Mn manganese 25	26	Fe iron 26	27	Co cobalt 27	28	Ni nickel 28	29	Cu copper 29	30	Zn zinc 30	31	Ga gallium 31	32	Ge germanium 32	33	As arsenic 33	34	Se selenium 34	35	Br bromine 35	36	Kr krypton 36
37	Rb rubidium 37	38	Sr strontium 38	39	Y yttrium 39	40	Zr zirconium 40	41	Nb niobium 41	42	Mo molybdenum 42	43	[98] Tc technetium 43	44	Ru ruthenium 44	45	Rh rhodium 45	46	Pd palladium 46	47	Ag silver 47	48	Cd cadmium 48	49	In indium 49	50	Sn tin 50	51	Sb antimony 51	52	Te tellurium 52	53	I iodine 53	54	Xe xenon 54
55	Cs caesium 55	56	Ba barium 56	57	La* lanthanum 57	72	Hf hafnium 72	73	Ta tantalum 73	74	W tungsten 74	75	Re rhenium 75	76	Os osmium 76	77	Ir iridium 77	78	Pt platinum 78	79	Au gold 79	80	Hg mercury 80	81	Tl thallium 81	82	Pb lead 82	83	Bi bismuth 83	84	Po polonium 84	85	At astatine 85	86	Rn radon 86
[223]	Fr francium 87	[226]	Ra radium 88	[227]	Ac* actinium 89	[261]	Rf rutherfordium 104	[262]	Db dubnium 105	[266]	Sg seaborgium 106	[264]	Bh bohrium 107	[277]	Hs hassium 108	[268]	Mt meitnerium 109	[271]	Ds darmstadtium 110	[272]	Rg roentgenium 111	Elements with atomic numbers 112-116 have been reported but not fully authenticated													

1	H hydrogen 1
---	---------------------------

relative atomic mass
atomic symbol <small>name</small>
atomic (proton) number

* The lanthanoids (atomic numbers 58-71) and the actinoids (atomic numbers 90-103) have been omitted.

The relative atomic masses of copper and chlorine have not been rounded to the nearest whole number.