

Wednesday 9 January 2013 – Morning

**GCSE TWENTY FIRST CENTURY SCIENCE
BIOLOGY A**

A161/01 Modules B1 B2 B3 (Foundation Tier)

Candidates answer on the Question Paper.
A calculator may be used for this paper.

OCR supplied materials:
None

Other materials required:

- Pencil
- Ruler (cm/mm)

Duration: 1 hour



Candidate forename		Candidate surname	
--------------------	--	-------------------	--

Centre number						Candidate number				
---------------	--	--	--	--	--	------------------	--	--	--	--

INSTRUCTIONS TO CANDIDATES

- Write your name, centre number and candidate number in the boxes above. Please write clearly and in capital letters.
- Use black ink. HB pencil may be used for graphs and diagrams only.
- Answer **all** the questions.
- Read each question carefully. Make sure you know what you have to do before starting your answer.
- Write your answer to each question in the space provided. Additional paper may be used if necessary but you must clearly show your candidate number, centre number and question number(s).
- Do **not** write in the bar codes.

INFORMATION FOR CANDIDATES

- Your quality of written communication is assessed in questions marked with a pencil (✎).
- The number of marks is given in brackets [] at the end of each question or part question.
- The total number of marks for this paper is **60**.
- This document consists of **16** pages. Any blank pages are indicated.

Answer **all** the questions.

1 Steve and Jane are expecting a baby.

(a) Jane's sex chromosomes are XX.

Complete the Punnet square to show the possible combinations of sex chromosomes in their baby.

		Jane	
		X	X
Steve			

[2]

(b) Steve and Jane already have two baby boys.

Steve says there is a higher chance that the new baby will be a girl.
Explain why Steve is wrong.

.....

.....

.....

..... [2]

2 Ali and Mary do not have cystic fibrosis, but their baby does.

(a) What does this tell us about Ali and Mary's genes for this disorder?

.....
 [1]

(b) Ali and Mary consider whether or not to have another child.
 These are some of the questions that they could consider before making their decision.

A	How much will it cost to have another child with cystic fibrosis?
B	What is the chance of another child of ours having cystic fibrosis?
C	If we find that the foetus has cystic fibrosis should we have a termination?
D	Do we want to have a boy or a girl?
E	What will other people think?
F	Should we discuss this with the grandparents?

(i) Which question, **A, B, C, D, E** or **F**, is an **ethical** issue?

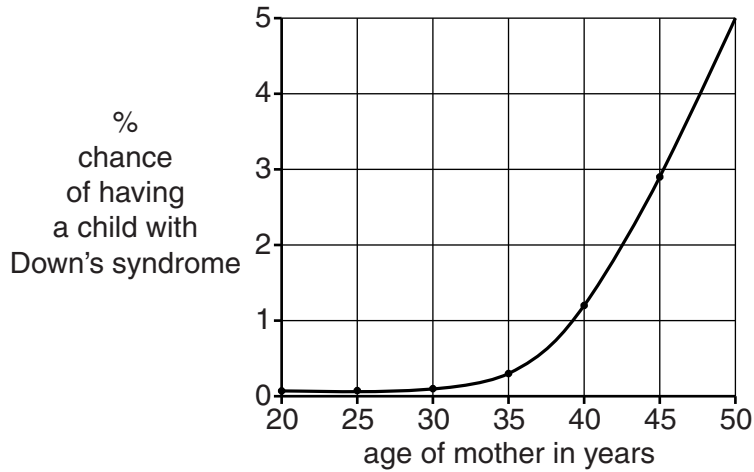
question = [1]

(ii) Which question, **A, B, C, D, E** or **F**, can be answered by **science**?

question = [1]

- (c) Another couple, Rajesh and Sangeeta, are thinking of having a baby. They talk to a genetic counsellor. They are told that because of Sangeeta's age they have a 1% chance of having a child with Down's syndrome. This would mean that the child could have some physical and mental issues.

Look at the graph.



- (i) What is Sangeeta's age?

..... years [1]

- (ii) Describe the **trend** shown by the graph.

.....

 [2]

- (iii) It is possible to increase confidence in the trend shown by the graph. Put ticks (✓) in the boxes next to the **two** best methods.

- ask patients how they feel
- use a larger sample size
- collect data for other genetic conditions
- collect data for other ages
- use smaller graph paper
- collect data from just one hospital

[2]

(iv) Explain how the information supplied by the graph and the genetic counsellor could affect any decision taken by Rajesh and Sangeeta about whether or not to have a baby.

.....
.....
.....
..... [2]

(d) Rajesh and Sangeeta decide to have a baby.
They decide that if Sangeeta becomes pregnant, the foetus will be tested for genetic disorders.

Describe the implications that need to be considered of having the foetus tested.



The quality of written communication will be assessed in your answer.

.....
.....
.....
.....
.....
.....
.....
.....
.....
.....
.....
..... [6]

[Total: 16]

3 An incubator for a premature baby has three parts to monitor and control temperature.

- A a thermometer to detect changes in air temperature
- B a computer to receive and coordinate data about temperature changes
- C a heater to warm up the incubator if it gets too cold

(a) Which part of the incubator, **A**, **B** or **C**, is ...

... a processing centre?

... an effector?

... a receptor?

[2]

(b) A similar process takes place in the human body for monitoring and maintaining water levels.

(i) Name the process that maintains a constant internal environment in the human body.

..... [1]

(ii) Write down the names of the two coordination systems used in the human body.

..... and [2]

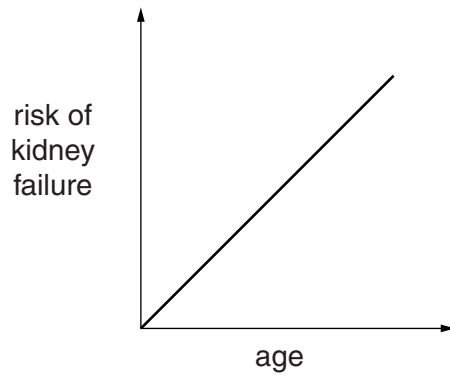
(iii) The organs that control water balance in the human body are the two kidneys.

Ranjit donated one of his kidneys to save the life of his brother.

Suggest how this will affect the activity of Ranjit's one remaining kidney.

.....
.....
.....
..... [2]

(c) Look at the graph of the age of a person and the risk of kidney failure.



(i) Draw **one** straight line to join the two correct statements that, when taken together, describe the correlation between the **factor** and the **outcome**.

factor

outcome

As age increases ...

... the risk decreases at a faster rate.

At a certain age ...

... the risk stays the same.

The younger you are ...

... the risk increases.

[1]

(ii) Ranjit's brother was 55 years of age when he had kidney failure. Explain why this does not provide convincing evidence for or against a correlation.

.....

..... [1]

[Total: 9]

- 4 A recent study has shown that there is a correlation between the amount of television watched and the risk of developing heart disease.

A student concluded that ...

Watching television causes heart disease.

- (a) Explain whether this is a valid conclusion.

.....

.....

..... [2]

- (b) Suggest **two** factors, other than watching television, that could increase the chance of developing heart disease.

.....

..... [2]

[Total: 4]

5 Tony has pneumonia.
His doctor prescribes antibiotics.

(a) Suggest the type of microorganism that causes pneumonia.

..... [1]

(b) The microorganism reproduces rapidly.
It divides into 2 every 20 minutes.
Starting with 1 microorganism, what is the maximum number that could be present in Tony's body after 2 hours?
You **must** show your working.

Put a tick (✓) in the box next to the correct answer.

- 32
- 64
- 128
- 256

[2]

(c) Suggest why it is important that Tony starts his course of treatment as soon as possible.

.....
..... [1]

(d) The doctor tells Tony to complete the course of treatment.
Explain why this is important.

.....
.....
..... [2]

(e) Tony recovers.
Several years later, Tony's friend, Gordon, also catches pneumonia.
This time the antibiotic does not work.
The doctor decides to give Gordon two other antibiotics at the same time.
Gordon recovers.

Suggest why:

- the original antibiotic did not work
- using two other antibiotics was effective.

.....

.....

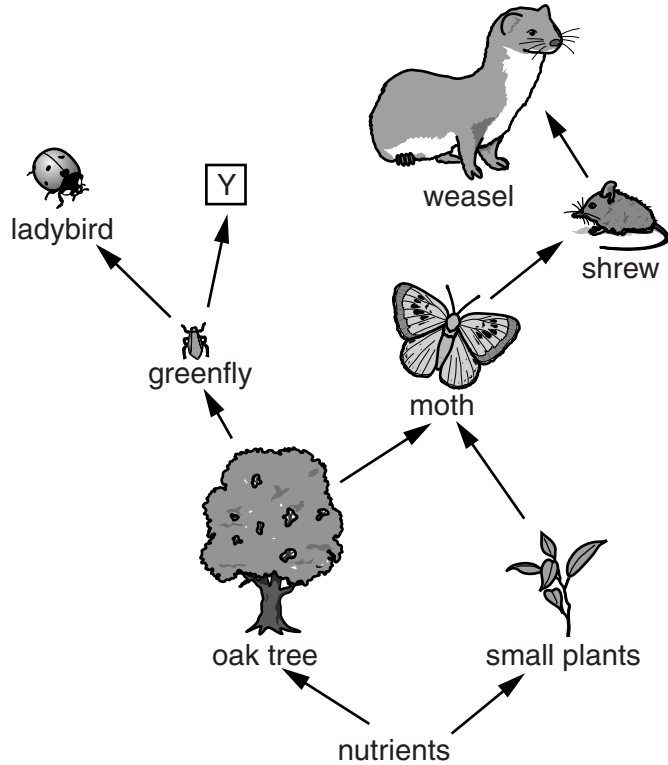
.....

.....

..... [3]

[Total: 9]

6 The diagram shows a food web.



(a) A new organism that eats greenflies enters the food web at Y.

(i) Suggest what effect the introduction of the new organism will have on the oak trees.

Put a tick (✓) in the box next to the correct statement.

- The tree will be in a better condition.
- The tree will be unaffected.
- The tree will be in a worse condition.

[1]

(ii) Which of these statements about the new organism are true?
Put ticks (✓) in the boxes next to the **two** correct answers.

The new organism is ...

- ... a disease-causing organism.
- ... a decomposer.
- ... a competitor.
- ... a microorganism.
- ... a predator.

[2]

(b) Not all the energy is kept within the food web.
Suggest reasons why.

.....

.....

.....

..... [3]

[Total: 6]

Question 7 begins on page 14

- 7 Carbon is recycled through the environment.
Explain how this process takes place.
You may draw a diagram to help explain your answer.



The quality of written communication will be assessed in your answer.

..... [6]

[Total: 6]

END OF QUESTION PAPER

15
BLANK PAGE

PLEASE DO NOT WRITE ON THIS PAGE

PLEASE DO NOT WRITE ON THIS PAGE



Copyright Information

OCR is committed to seeking permission to reproduce all third-party content that it uses in its assessment materials. OCR has attempted to identify and contact all copyright holders whose work is used in this paper. To avoid the issue of disclosure of answer-related information to candidates, all copyright acknowledgements are reproduced in the OCR Copyright Acknowledgements Booklet. This is produced for each series of examinations and is freely available to download from our public website (www.ocr.org.uk) after the live examination series.

If OCR has unwittingly failed to correctly acknowledge or clear any third-party content in this assessment material, OCR will be happy to correct its mistake at the earliest possible opportunity.

For queries or further information please contact the Copyright Team, First Floor, 9 Hills Road, Cambridge CB2 1GE.

OCR is part of the Cambridge Assessment Group; Cambridge Assessment is the brand name of University of Cambridge Local Examinations Syndicate (UCLES), which is itself a department of the University of Cambridge.