









GCSE SCIENCES 2011

CONTROLLED ASSESSMENT EXPLAINED



What is controlled assessment?







Controlled assessment is a new form of internal assessment and has been introduced to replace coursework.

- Controlled assessment tasks have been designed to be an integral part of the teaching of the course.
- The tasks will be based on the specification content.
- It is expected that candidates will complete the tasks at the appropriate point in the teaching of the specification content.
- Stimulus material will be provided which will introduce candidates to the task.

Number of tasks

Each controlled assessment unit requires the completion of one or more tasks. Stimulus material will be provided which will introduce candidates to the tasks.

| | | % worth |
|---|---|----------------|
| Twenty First Century Science suite | Science - 2 tasks: Case Study and Practical Data Analysis Additional Science & separate sciences – 1 task: Practical Investigation | 25% |
| Gateway Science suite | Science – 1 controlled assessment task Additional Science & separate sciences - 1 controlled assessment task | 25% |
| Additional Applied Science | 3 tasks: Standard Procedures, Suitability Test, Work-related Report | 60% |
| Environmental and Land-based Science | 3 tasks: Practical Scientific Skills, Scientific Investigation, Work-related Report | 60% |








The controlled assessment process – consists of three stages

1. **Task setting** – All controlled assessment tasks are set by OCR and will be available for submission in the June examination series each year.
2. **Task taking** – This is how students carry out the tasks and the conditions under which assessment takes place.

| Stages of task | Level of control | Description |
|---|--|--|
| Research and data collection | Low level of control – (limited supervision) | Students can work unsupervised and outside of the classroom. Students will carry out practical work under supervision. |
| Analysis, evaluation and review for Science, Additional Science and the separate sciences | High level of control – (formal supervision) | Students work individually to complete their reports under conditions of high control at the centre and under direct formal supervision. |
| Analysis, evaluation and review for Additional Applied Science and Environmental and Land-based Science | Medium level of control – (informal supervision) | Students can work in groups but teachers should ensure the contributions of individual candidates are recorded. |

3. **Task marking** – Tasks are internally marked and externally moderated. All controlled assessment tasks are marked by centre assessor(s) using OCR marking criteria and guidance and are moderated by an OCR-appointed moderator.

Marking criteria can be found in the controlled assessment section of each specification at www.gcse-science.com



Levels of control explained

Levels of control high, medium or low control levels are set for each of the controlled assessment processes.

These levels of control will ensure reliability and authenticity, and make assessments more manageable for teachers and candidates.

High level of control (formal supervision)







- Students must be in direct sight of the teacher at all times
- Use of resources is tightly prescribed
- Students must not communicate with each other
- Students must complete all work independently
- No assistance can be given to students

Medium level of control (informal supervision)

- Questions/tasks are outlined
- Students can access resources and work in groups
- Teachers should ensure the contributions of individual candidates are recorded accurately, and that plagiarism does not take place
- Teachers can provide limited guidance to students

Low level of control – limited supervision

- Students can complete work without direct supervision, outside of the classroom and will not contribute directly to assessable outcomes
- Students can access resources and work in groups
- Teachers can provide limited guidance to students



Carrying out controlled assessment

Preparing your students for controlled assessment

Controlled assessment enables your students to produce an extended personal response to an area of the specification.

You can help prepare your students to take a controlled assessment task by

- teaching the knowledge and understanding needed to complete the task before the task is set
- developing your students' practical and research skills needed to complete the task
- guiding students through the research and data collection stages.

When can GCSE controlled materials be obtained?

- Each year a choice of tasks will be valid for submission. More than one task of each type may be completed, but the results of only **one complete task** may be submitted.
- Each year, new controlled assessment tasks will be made available on OCR Interchange from 1 June, two years ahead of the examination series for which the tasks are to be submitted. These will be removed upon expiry. However, for Additional Applied Science and Environmental and Land-based Science, tasks will be valid for a longer period.
- Guidance on how to access controlled assessment tasks from OCR Interchange is available on the OCR website: www.ocr.org.uk/interchange.

When can controlled assessments be carried out?

Controlled assessment is a form of internal assessment and as such there is not a specified date on which it has to be taken – it is up to the centre to decide when it is most appropriate for candidates to take the tasks.

Although you do not need to tell us when your controlled assessment takes place, it is good practice to record the following information:

- Dates and times of assessment
- Candidate attendance
- The name of the supervisor
- Any incidents that occur during the course of the assessment.







What resources are allowed?

For the research and data collection stage where there is a low level of control (limited supervision), students are allowed unlimited access to electronic and print resources available to the centre.

For the analysis, evaluation and review stage where there is a high level of control (formal supervision), the use of resources is tightly prescribed and only research folders/documentation from previous stages are permitted.

For the analysis, evaluation and review stage for Additional Applied Science and Environmental and Land-based Science, where there is a medium level of control (informal supervision), the students can have access to electronic and print resources available to the centre, as detailed by the specification.

For further details, please refer to the controlled assessment sections of the specifications at www.gcse-science.com.



Carrying out controlled assessment

Can candidates work in groups to carry out controlled assessment?

Where permitted by the specification, the work of individual candidates may be informed by working with others, for example, in undertaking research, but candidates must provide an individual response as part of any task outcome.

Can I give feedback to students?

Whilst feedback may be provided to candidates (in line with the requirements of the specification), centres must ensure that the work submitted for final assessment is solely the candidate's own work. The nature of any guidance and the details of any feedback must be clearly recorded.

Any advice to individual candidates over and above that given to the class as a whole should be recorded on documentation provided by the awarding body, e.g. the authentication form.

Low and medium level of control – you can provide limited feedback and guidance

High level of control – no guidance is permitted

Storing candidate work

Throughout the assessment period you should ensure that candidate work that is to be assessed is stored securely in a locked cabinet/ cupboard or, for some practical subjects, in a locked classroom/ workshop. It does not necessarily need to be the main exam material storage facility.

Electronic work must be saved securely to ensure it cannot be amended between supervised assessment periods. Memory sticks, etc, should be collected in after each assessment period.







How much time will controlled assessment take?

Different tasks will have different amounts of time allocated to them. The table below shows suggested hours for completion of controlled assessment tasks; however, we advise you to refer to the controlled assessment sections of the individual specifications for further details.

| | Hours | Marks | % worth |
|--------------------------------------|---|-------|---------|
| Twenty First Century Science suite | Science – 6-7 hours Additional Science & separate sciences – 4.5 – 6 hours | 64 | 25% |
| Gateway Science suite | Science – 6 hours Additional Science & separate sciences – 7 hours | 48 | 25% |
| Additional Applied Science | 38 hours | 120 | 60% |
| Environmental and Land-based Science | 38 hours | 120 | 60% |

Although the time for completing each task will be advised, you can decide when this time is allocated and how to split the time between lessons.

For example, if four hours is advised, you may wish to have students use this as one session, or split the time up throughout several different sessions (e.g. four one-hour sessions). This allows you to work controlled assessment around your existing timetables.



Other information

Authentication of work

Teachers must be confident that the work they mark is the candidate's own. This does not mean that a candidate must be supervised throughout the completion of all work but the teacher must exercise sufficient supervision, or introduce sufficient checks, to be in a position to judge the authenticity of the candidate's work.

What happens if a candidate is absent from an assessment period?

Centres should be able to accommodate the occasional absence of a candidate by ensuring that an opportunity is given to them to make up the missed time. An alternative time for the assessment may be organised for such candidates whilst ensuring that the required levels of control are applied.

What happens if the wrong task is given to the candidate and then submitted?

Where candidates have taken the wrong assignment, the centre should submit an application for special consideration.

Can you re-sit a GCSE controlled assessment unit?

Yes, candidates can re-sit a controlled assessed unit but, as with any other GCSE unit, candidates can only re-sit each unit once before certification.

It is important to check the terminal rules to see how many units have to be taken in the examination series in which the qualification is to be awarded. If the re-sit is used as one of the terminal units, the mark will be used whether it is better than a previous attempt or not.

Centres have a responsibility to ensure that the correct tasks are used for a controlled assessment re-sit. When re-sitting a controlled assessment unit, candidates must take all the tasks within the unit for that examination series – they cannot re-submit individual tasks, except for Additional Applied Science and Environmental and Land-based Science where tasks have a longer life-span.

Supporting you

We recognise that the introduction of controlled assessment may bring challenges for implementation and teaching.

Our aim is to help you at every stage. Working in close consultation with teachers and other experts you will have FREE access to a practical package of high quality controlled assessment resources and support including:

Specimen controlled assessment materials – A sample task for each controlled assessment unit, produced by senior examiners to illustrate the type and style of task that will be set.

Exemplar controlled assessment candidate scripts – responses to draft sample assessment material questions have been produced by students and marked by OCR senior examiners, to help gain an understanding of what they are looking for in 'medium' and 'high' banded responses. Designed to help you support your students in developing their exam technique.

Guide to controlled assessment – This handy booklet provides you with detailed information on how to manage controlled assessment, including information on how to plan it, guidance on task marking and on downloading tasks from Interchange, plus frequently asked questions.

FREE INSET controlled assessment training events – Available to book now. Don't miss your opportunity to attend our events this summer which will provide exemplification through real or simulated candidate work to help clarify the level of achievement that assessors should be looking for when awarding marks.

Book your free place now at www.ocreventbooker.co.uk

Coming soon! Online tutorials to support the delivery of our GCSE Sciences

Our free online tutorials will give you access to guidance on controlled assessment for the new GCSE Sciences 2011.

If you are unable to attend our face-to-face events this summer, or if you would like resources to help you with cascading the key information about controlled assessment, these courses are for you.

To receive full details, register your interest using OCR EventBooker.

We will then send you a login ID as soon as the tutorials are launched.

Be the first to find out when our controlled assessment support resources become available by signing up for e-alert updates at www.ocr.org.uk/updates

Need more help?

We're here to help you with specialist advice, guidance and support for those time when you need a more individual service.

Here's how you can contact us

By phone – 01223 553998 available 8.00am to 5.30pm Monday – Friday

By email – science@ocr.org.uk

Join our Social Network at <http://social.ocr.org.uk> where you can start discussions, ask us questions, upload resources and create a vibrant space for all users by sharing ideas.

And don't forget to regularly check our dedicated website **www.gcse-science.com** where you can find lots of useful information and download resources from specifications to lesson plans to support materials.

Supporting
you

Need more
help?