



H

Tuesday 31 January 2012 – Morning

**GCSE TWENTY FIRST CENTURY SCIENCE
BIOLOGY A**

A222/02 Unit 2: Modules B4 B5 B6 (Higher Tier)

Candidates answer on the Question Paper.
A calculator may be used for this paper.

Duration: 40 minutes

OCR supplied materials:
None

Other materials required:

- Pencil
- Ruler (cm/mm)



Candidate forename		Candidate surname	
--------------------	--	-------------------	--

Centre number						Candidate number				
---------------	--	--	--	--	--	------------------	--	--	--	--

MODIFIED LANGUAGE

INSTRUCTIONS TO CANDIDATES

- Write your name, centre number and candidate number in the boxes above. Please write clearly and in capital letters.
- Use black ink. HB pencil may be used for graphs and diagrams only.
- Answer **all** the questions.
- Read each question carefully. Make sure you know what you have to do before starting your answer.
- Write your answer to each question in the space provided. Additional paper may be used if necessary but you must clearly show your candidate number, centre number and question number(s).
- Do **not** write in the bar codes.

INFORMATION FOR CANDIDATES

- The number of marks is given in brackets [] at the end of each question or part question.
- The total number of marks for this paper is **42**.
- This document consists of **20** pages. Any blank pages are indicated.

BLANK PAGE

PLEASE DO NOT WRITE ON THIS PAGE

Answer **all** the questions.

1 Ruth wants to find out about osmosis in animal cells.

She already knows that animal cells are surrounded by a partially permeable membrane.

(a) Describe the process of osmosis.

.....

.....

.....

..... [2]

(b) Ruth puts some animal cells into three different beakers, **A**, **B** and **C**.

The three beakers contain

A pure water

B a salt solution that is the same concentration as the inside of the cells

C a salt solution that is more concentrated than the inside of the cells.

She uses a microscope to look at the cells before and after the experiment.

What will happen to the cells?

Put a tick (✓) in the correct box for each row.

		cells burst	cells shrink	cells stay the same
A	cells in pure water			
B	cells in a salt solution that is the same concentration as the inside of the cells			
C	cells in a salt solution that is more concentrated than the inside of the cells			

[2]

[Total: 4]

2 This question is about enzymes.

(a) Complete the sentence about enzymes.

Use words from this list.

genes

lipids

proteins

slow down

stop

speed up

sugars

start

Enzymes are that chemical reactions.

[2]

3 Read this information about an artificial kidney machine.

Mr Armit has kidney problems.

He uses an artificial kidney machine.

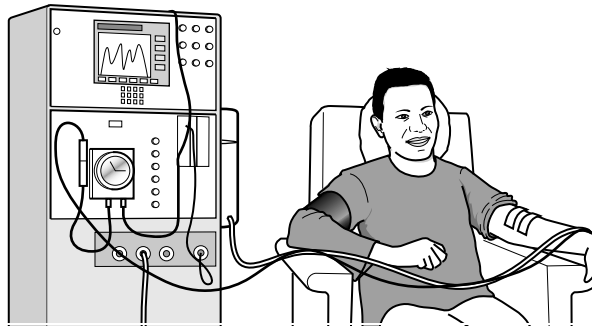
This machine works like a real kidney. It removes waste molecules from the blood.

Mr Armit's blood flows through the machine on one side of a membrane. On the other side of the membrane is a fluid. This fluid is called **dialysis fluid**.

Smaller molecules, such as glucose, water, salt and urea, can cross the membrane between the patient's blood and the dialysis fluid. They move by the process of **diffusion**.

Larger molecules, such as protein, cannot cross the membrane.

After passing through the machine, treated blood returns to Mr Armit.



(a) What type of membrane is used in the machine?

..... [1]

(b) The dialysis fluid is continuously drained out of the kidney machine and replaced with fresh dialysis fluid during the treatment.

(i) Why is the dialysis fluid continuously replaced?

.....

.....

.....

..... [2]

(ii) Suggest what might be in the **dialysis fluid** going into the machine, and the dialysis fluid coming out of, the machine.

Use your knowledge of diffusion, your knowledge of the functions of the kidney, and the information provided.

Put ticks (✓) in the correct boxes to complete the table.

You should use **one** tick in each row. One row has been done for you.

	only going in	only coming out	both in and out	not in or out
water	<input type="checkbox"/>	<input type="checkbox"/>	<input checked="" type="checkbox"/>	<input type="checkbox"/>
glucose	<input type="checkbox"/>	<input type="checkbox"/>	<input type="checkbox"/>	<input type="checkbox"/>
protein	<input type="checkbox"/>	<input type="checkbox"/>	<input type="checkbox"/>	<input type="checkbox"/>
salt	<input type="checkbox"/>	<input type="checkbox"/>	<input type="checkbox"/>	<input type="checkbox"/>
urea	<input type="checkbox"/>	<input type="checkbox"/>	<input type="checkbox"/>	<input type="checkbox"/>

[3]

[Total: 6]

- 4 A plant scientist is studying an apple tree.



- (a) The scientist collects a seed from the apple tree and grows a seedling.

All of the cells in the seedling are produced from the same fertilised cell.

The cells each do special jobs.

- (i) Which statements about cell specialisation are correct?

Put ticks (✓) in the boxes next to the **two** correct statements.

Each specialised cell only makes the specific proteins it needs.

Many of the genes in a specialised cell are not active.

New genes are made in cell specialisation.

As each cell becomes more specialised, some of the genes are lost.

Specialised cells in the same seedling contain different genes.

The specialised cells only have half the number of genes needed.

[2]

(ii) Complete the sentences about the development of cells.

Use words from this list.

alive

grow

respire

specialised

unspecialised

Unlike animal cells, some plant cells remain and can develop into any type of plant cell.

Unlike animals, most plants continue to throughout their lives.

[1]

(b) The seedling is kept on a bench near a window.

The seedling grows towards the light.

(i) What happens to the auxin in the shoot tip of the seedling?

Put a tick (✓) in the box next to the correct answer.

The auxin ...

... breaks down in the dark.

... is evenly distributed across the shoot tip.

... stops being made by the shoot tip.

... collects on the side of the shoot tip in the shade.

[1]

(ii) Describe how the process of growing towards light helps the plant.

.....

.....

.....

.....

[3]

[Total: 7]

5 A gene is made from DNA.

DNA contains four types of base, **A**, **T**, **C** and **G**.

The base sequence codes for the production of a specific protein.

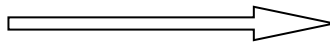
A sequence of three bases is called a triplet. Each triplet is a code for an amino acid found in the protein.

The table shows how the base triplets code for four different amino acids, numbered **1**, **2**, **3** and **4**.

amino acid found in the protein	first base in the triplet	second base in the triplet	third base in the triplet
1	A	T	G
2	C	C	A
3	T	A	G
4	T	T	A

(a) One gene contains the sequence of bases shown in the diagram.

C C A T T A A T G C C A



direction of base sequence (from left to right)

What is the order of amino acids in the protein?

Write the amino acid number, **1**, **2**, **3** or **4**, in each box.

Each amino acid number may be used once, more than once or not at all.

--	--	--	--

[1]

(b) If the sequence of bases is read in the opposite direction (from right to left), how many of the four different amino acids will appear in this protein?

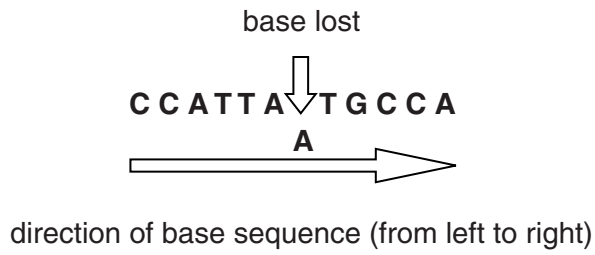
Put a (ring) around the correct answer.

- 0 1 2 3 4

[1]

(c) Mutations can occur at any point along the sequence of DNA bases.

For example, the base **A** could be lost from the sequence.



Which amino acids will stay in the protein?

..... [1]

[Total: 3]

7 Humans have large brains containing billions of neurons.

(a) Complete the sentences about the development of complex behaviour in humans.

Use words from this list.

brain

forgetting

impulses

learning

patterns

peripheral nervous system

a reflex

repetition

sensors

spinal cord

During development, the interaction between humans and their environment results in neuron pathways forming in the

In humans, is the result of experience where certain neuron pathways become more likely to transmit than others.

Some skills are learnt through

[2]

(b) Some actions can be learned.

Which of these actions are learned?

Put ticks (✓) in the boxes next to the **two** correct answers.

Jumping because of a sudden, loud noise.

Maintaining a constant body temperature.

Quickly moving your hand from a sharp object.

Reducing the size of the pupils in the eyes.

Remembering a telephone number.

Speaking a language.

[1]

[Total: 3]

8 Impulses are transmitted from one neuron to the next through synapses.

(a) There is a series of steps at the synapse between a sensory neuron and a motor neuron.

The list shows some of the steps. They are not in the correct order.

The list also shows one incorrect step.

- A Synapse chemicals bind to the receptor molecules.
- B The impulse travels along the sensory neuron.
- C Synapse chemicals are reabsorbed back into the motor neuron.
- D Synapse chemicals diffuse across the synapse.
- E Synapse chemicals are released.
- F The motor neuron transmits an impulse.

Write the correct letter in each box to show the order of the steps at the synapse.

The first box has been completed for you.

Do not write the letter of the incorrect step.

B				
---	--	--	--	--

[3]

(b) Some drugs block the receptor molecules.

How will this affect the function of the synapse?

Put a tick (✓) in the box next to **each** correct answer.

- The secretion of synapse chemicals will stop.
- The motor neuron may stop transmitting impulses.
- The synapse chemicals will have a changed shape.
- The synapse chemical will not bind to the receptor molecules.
- The concentration of synapse chemical in the gap between the two neurons will suddenly drop.

[2]

[Total: 5]

9 Dawn bakes a cake.



Dawn takes the cake out of the oven.

The cake tray is very hot.

Dawn burns her fingers.

She drops the tray.

(a) Complete the sentences about Dawn's reaction.

Put ticks (✓) in the boxes next to the correct answers.

This type of reflex is	simple	<input type="checkbox"/>
	complex	<input type="checkbox"/>
	conditioned	<input type="checkbox"/>

The response is	voluntary	<input type="checkbox"/>
	involuntary	<input type="checkbox"/>
	learned	<input type="checkbox"/>

[1]

(b) It is possible for Dawn to keep hold of the hot tray.

A number of steps take place in her nervous system.

- A** The muscles continue to contract and the tray is not dropped.
- B** Receptors are stimulated.
- C** Impulses pass along the spinal cord to the brain.
- D** Motor neurons carry impulses.
- E** A special neuron carries an impulse from the brain to the motor neurons.
- F** Sensory neurons carry impulses to the spinal cord.

Put the correct letter, **B**, **C**, **D**, **E** or **F**, in each box to show the correct order of the steps.

The last box has been done for you.

					A
--	--	--	--	--	----------

[2]

[Total: 3]

END OF QUESTION PAPER

18
BLANK PAGE

PLEASE DO NOT WRITE ON THIS PAGE

BLANK PAGE

PLEASE DO NOT WRITE ON THIS PAGE

PLEASE DO NOT WRITE ON THIS PAGE



Copyright Information

OCR is committed to seeking permission to reproduce all third-party content that it uses in its assessment materials. OCR has attempted to identify and contact all copyright holders whose work is used in this paper. To avoid the issue of disclosure of answer-related information to candidates, all copyright acknowledgements are reproduced in the OCR Copyright Acknowledgements Booklet. This is produced for each series of examinations and is freely available to download from our public website (www.ocr.org.uk) after the live examination series.

If OCR has unwittingly failed to correctly acknowledge or clear any third-party content in this assessment material, OCR will be happy to correct its mistake at the earliest possible opportunity.

For queries or further information please contact the Copyright Team, First Floor, 9 Hills Road, Cambridge CB2 1GE.

OCR is part of the Cambridge Assessment Group; Cambridge Assessment is the brand name of University of Cambridge Local Examinations Syndicate (UCLES), which is itself a department of the University of Cambridge.