

Write your name below

Surname

Other names

**Pearson Edexcel
Functional Skills**

Centre Number

--	--	--	--	--

Candidate Number

--	--	--	--

English

Level 2

Component 3: Writing

30 April – 4 May 2018

Time: 60 minutes

Paper Reference

E203/01

You may use a dictionary.

Total Marks

My signature confirms that I will not discuss the content of the test with anyone until the end of the 5 day test window.

Signature: _____

Instructions

- Use **black** ink or ball-point pen.
- **Fill in the boxes** at the top of this page with your name, centre number and candidate number.
- Sign the declaration.
- Answer **both** tasks.
- Use the spaces provided to complete your tasks
– *there may be more space than you need.*

Information

- The total mark for this paper is 30.
- The marks for each task are shown in brackets
– *use this as a guide as to how much time to spend on each task.*
- You will be assessed on spelling, punctuation and grammar in both tasks.

Advice

- Read each task carefully before you start to answer it.
- Keep an eye on the time.
- Try to complete both tasks.
- Check your answers if you have time at the end.

Turn over ►

P58653A

©2018 Pearson Education Ltd.

1/1/1



Pearson

Task 1

Information

You read this article in a magazine.

What advice would you give to your younger self?

Imagine if you could go back in time and talk to yourself at a younger age. What age would you choose and what would you say?

Would you tell yourself to work harder at school, study something different or choose another job? Perhaps you would advise yourself to start a hobby, play more sport or to believe in yourself and be more confident.

Write an article telling us what advice you would give your younger self and why.

Writing Task

Write an article for the magazine about what you would say to your younger self.

In your article, you should:

- outline the advice you would give to your younger self
- explain in detail how this advice would have helped you.

Use sentences and write in Standard English.

(15 marks)

Begin your article on the next page.

DO NOT WRITE IN THIS AREA

DO NOT WRITE IN THIS AREA

DO NOT WRITE IN THIS AREA

DO NOT WRITE IN THIS AREA

DO NOT WRITE IN THIS AREA

DO NOT WRITE IN THIS AREA



DO NOT WRITE IN THIS AREA

DO NOT WRITE IN THIS AREA

DO NOT WRITE IN THIS AREA

DO NOT WRITE IN THIS AREA

DO NOT WRITE IN THIS AREA

DO NOT WRITE IN THIS AREA

Large writing area with horizontal dotted lines.



Lined writing area for Task 1.

DO NOT WRITE IN THIS AREA

DO NOT WRITE IN THIS AREA

DO NOT WRITE IN THIS AREA

DO NOT WRITE IN THIS AREA

DO NOT WRITE IN THIS AREA

DO NOT WRITE IN THIS AREA

(Total for Task 1 = 15 marks)



DO NOT WRITE IN THIS AREA

DO NOT WRITE IN THIS AREA

DO NOT WRITE IN THIS AREA

DO NOT WRITE IN THIS AREA

DO NOT WRITE IN THIS AREA

DO NOT WRITE IN THIS AREA

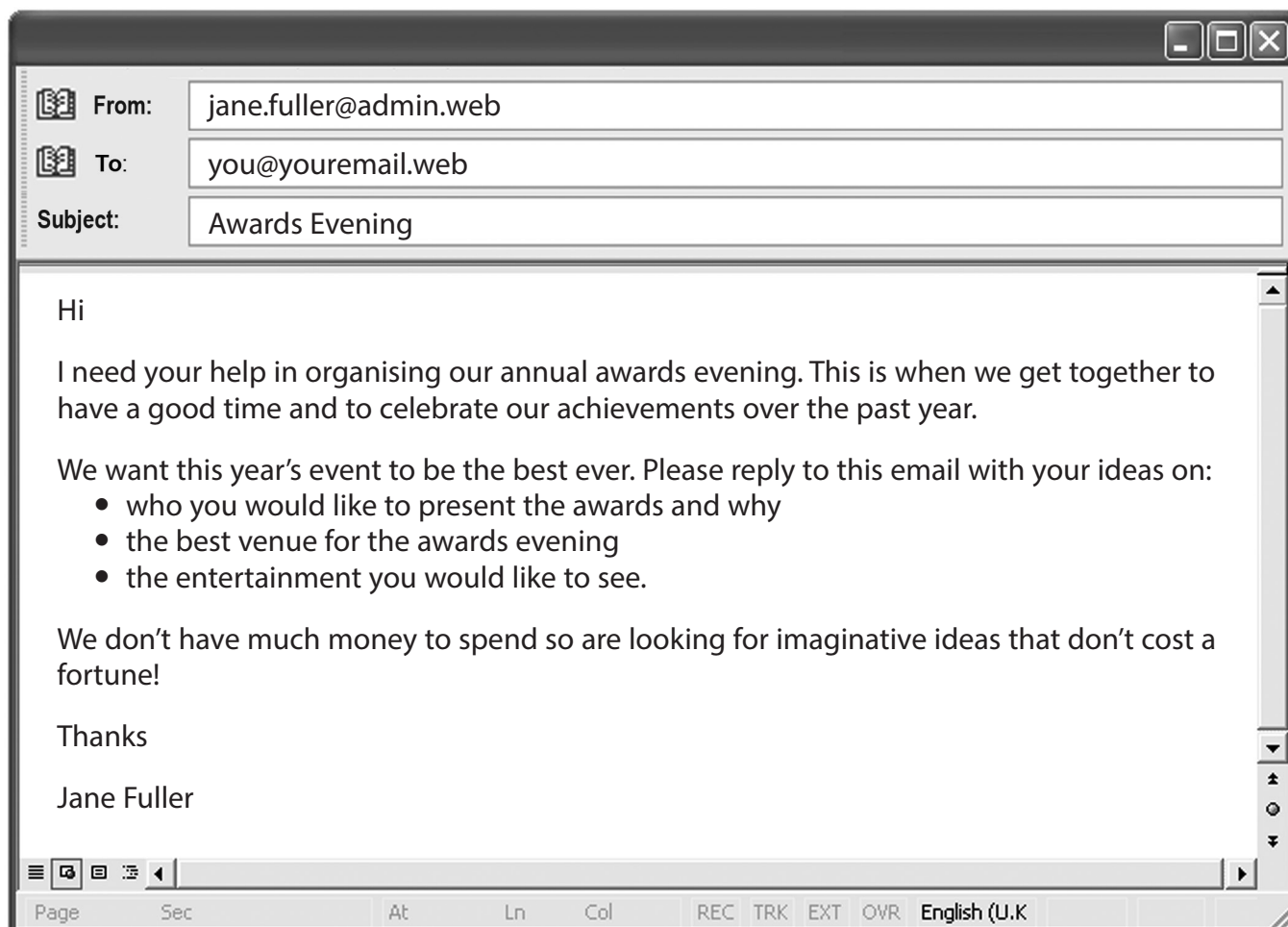
BLANK PAGE



Task 2

Information

You receive this email from your workplace/college/school.



Writing Task

Write an email to Jane Fuller giving your ideas for the awards evening.

In your email, you should:

- say who you would like to present the awards and why
- give your ideas on the venue and entertainment
- persuade Jane that your ideas are the best.

Use sentences and write in Standard English.

(15 marks)

Begin your email on the next page.

DO NOT WRITE IN THIS AREA

DO NOT WRITE IN THIS AREA

DO NOT WRITE IN THIS AREA

DO NOT WRITE IN THIS AREA

DO NOT WRITE IN THIS AREA

DO NOT WRITE IN THIS AREA



DO NOT WRITE IN THIS AREA



DO NOT WRITE IN THIS AREA

DO NOT WRITE IN THIS AREA

DO NOT WRITE IN THIS AREA

DO NOT WRITE IN THIS AREA

DO NOT WRITE IN THIS AREA

 To: jane.fuller@admin.web
 From: you@youremail.web
 Subject: Awards Evening

Lined writing area for the email body.



DO NOT WRITE IN THIS AREA

DO NOT WRITE IN THIS AREA

DO NOT WRITE IN THIS AREA

Handwriting practice area with 20 horizontal dotted lines. A toolbar at the bottom includes icons for list, copy, paste, undo, redo, and a scroll bar. Below the toolbar is a status bar with the following text: Page, Sec, At, Ln, Col, REC, TRK, EXT, OVR, English (U.K).

(Total for Task 2 = 15 marks)

TOTAL FOR PAPER = 30 MARKS

