

Candidate Name	Centre Number	Candidate Number

WELSH JOINT EDUCATION COMMITTEE  
ENTRY LEVEL CERTIFICATE



CYD-BWYLLGOR ADDYSG CYMRU  
TYSTYSGRIF LEFEL MYNEDIAD

725/02

**Entry Level Certificate**

**GRAPHICAL AND MATERIAL STUDIES**

**(Graphics)**

P.M. THURSDAY, 23 March 2006

(½ Hour)

**Examiner only**

<b>Total Marks</b>	
------------------------	--

**ADDITIONAL MATERIALS**

In addition to this examination paper, you will need:

- a separate sheet of A4 paper;
- a separate sheet for use with Question 6;
- basic drawing equipment;
- coloured pencils.

**INSTRUCTIONS TO CANDIDATES**

Write your name, centre number and candidate number in the spaces at the top of this page.

Answer **all** questions in Section A, in the spaces provided in this booklet.

Answer only **one** question from Section B, **on the separate A4 paper provided.**

If you have difficulty in reading a question, put up your hand and the teacher-in-charge will read it to you.

**INFORMATION FOR CANDIDATES**

Section A: **Each** question carries **eight** marks.

Section B: **Each** question carries **sixty** marks.

No certificate will be awarded to a candidate detected in any unfair practice during the examination.

**SECTION A**

Answer **all** questions in this section in the spaces provided.

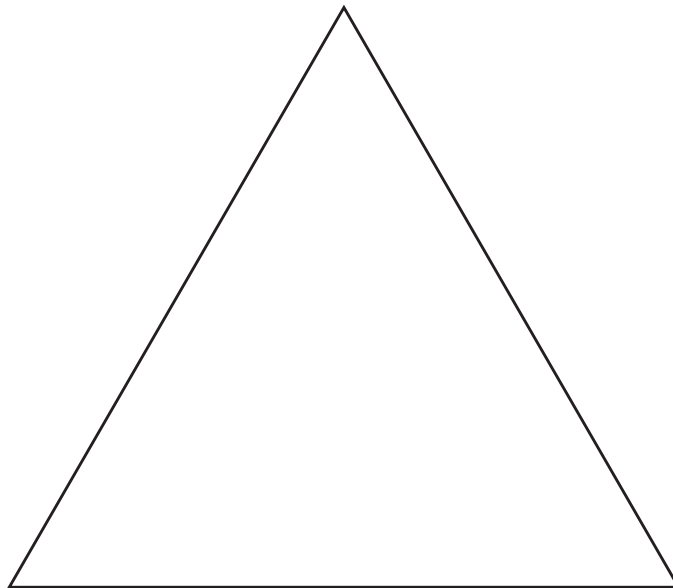
1. Which **one** (1) of the following lines correctly shows **hidden detail**?



**Underline** the correct answer.

[8]

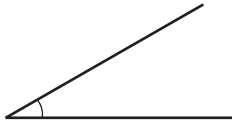
2. Using drawing instruments, find the centre of the equilateral triangle drawn below.



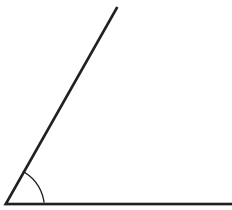
[8]

3. Which **one** (1) of the following angles shown below is **more** than  $90^\circ$ ?

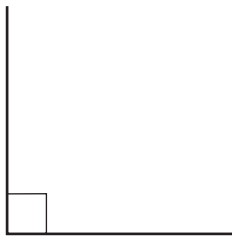
(a)



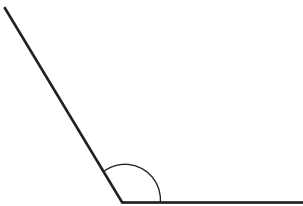
(b)



(c)



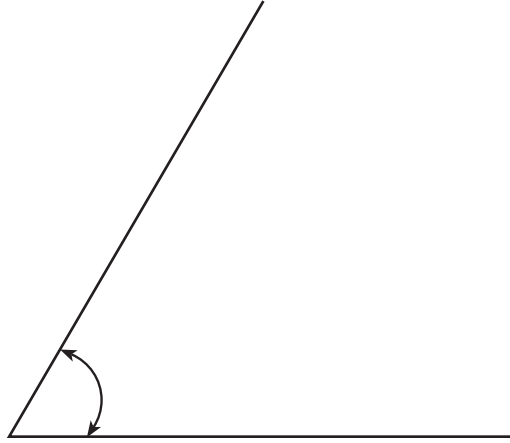
(d)



**Underline** the correct answer.

[8]

4. The angle shown below is **one** (1) of the following:




- (a)  $45^\circ$ ;
- (b)  $60^\circ$ ;
- (c)  $30^\circ$ ;
- (d)  $90^\circ$ .

**Underline** the correct answer.

[8]

5. The shape shown below is **one** (1) of the following:



- (a) semi-circle;
- (b) square;
- (c) triangle;
- (d) cone.

**Underline** the correct answer.

[8]

**SECTION B**

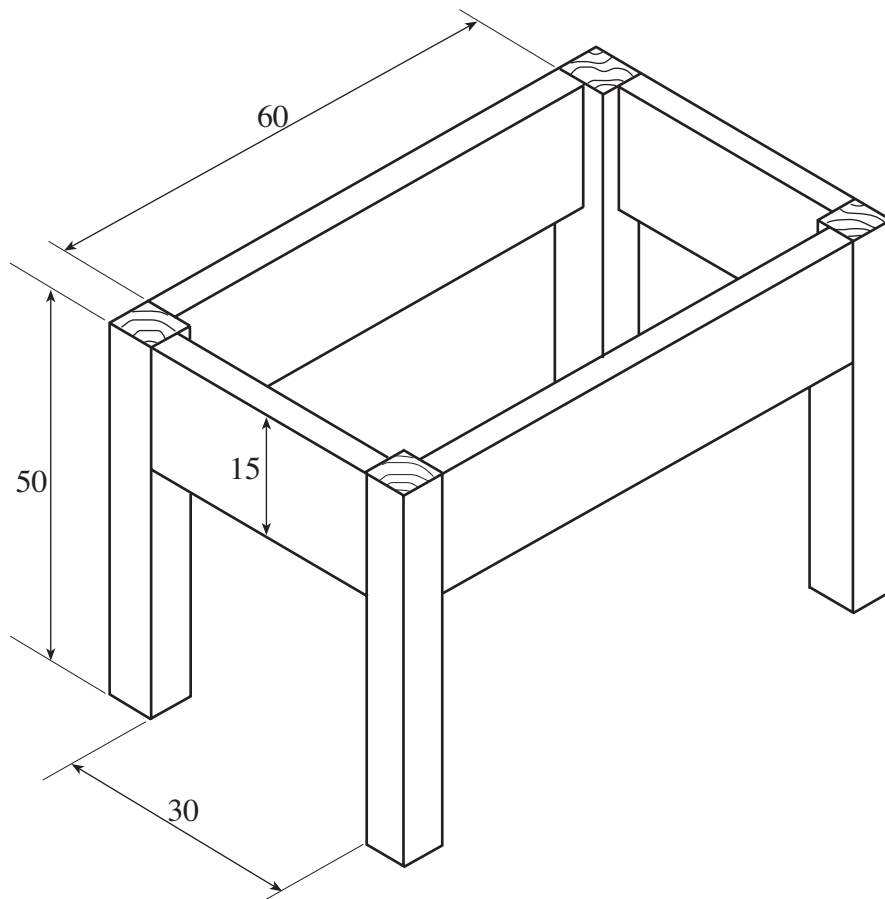
*Answer only **one** (1) question on separate paper provided.*

6. The drawing below shows the underframe of a small table. From this drawing, produce an **orthographic** drawing. Your drawing must include a **front view**, **side view** and a **plan**, **full size**. The drawing has been started for you on separate paper.

All measurements are in millimetres (mm).

Hidden detail is **not** required.

Any measurements not given are left for you to decide.



[60]

7. **Draw** any **one** (1) of the following:

- (a) A torchlight;
- (b) A stapler;
- (c) A padlock.

It must be a presentation drawing and you must use **colour** and **shading**.

You must use simple notes with arrows to explain how it works and what it is used for.

[60]

8. **Design** and **draw** a **house name-plate** that could be fixed to the wall near to the front door. The name of the house is “**HILLSIDE**”. The name-plate **must**:

- (a) be drawn using drawing equipment;
- (b) include colour and shading;
- (c) show how it is to be fixed to the wall of the house.

[60]