

University of Cambridge ESOL Examinations

# Young Learners English

---



## *Flyers*

---

# *Information for Candidates*



UNIVERSITY of CAMBRIDGE  
ESOL Examinations

English for Speakers of Other Languages

# Information for candidates – YLE Flyers

## Dear Parent

Thank you for encouraging your child to learn English and to take this YLE (Young Learners English) Flyers test.

We believe that learning English should be fun and stimulating for children and we hope it will also be interesting for you to watch your child grow in confidence as he or she learns more and more English. Taking a test such as YLE Flyers is an excellent way of motivating your child to learn and showing how much progress he or she has made.

We have prepared this booklet to give you and your child a brief introduction to the different parts of YLE Flyers and the type of questions you can expect to find. We hope you will take the time to read the booklet together with your child and that it will give you a clear picture of what we expect children to be able to do in English when taking YLE Flyers.

Young Learners English tests come to you from Cambridge ESOL (English for Speakers of Other Languages) which is part of Cambridge Assessment, a department of the world-famous University of Cambridge in the UK. So, you can be sure that we have created a test you can trust which will help your child to do his or her very best at English.

We hope you enjoy preparing for and taking YLE Flyers!

With best wishes

**Cambridge ESOL**

## What does YLE Flyers involve?

This booklet is a brief introduction to YLE Flyers. We show examples from each part of the test, but in some cases we do not show the full text or all of the questions. If you would like to see full sample papers for YLE Flyers, you can download them from our website at:

**[www.CambridgeESOL.org/support/dloads/yle\\_downloads.htm](http://www.CambridgeESOL.org/support/dloads/yle_downloads.htm)**

There is a defined set of vocabulary and structures for each level of YLE and you should make sure that you are familiar with the vocabulary and structures you need to know for YLE Flyers. This list of grammar and structures and a list of vocabulary (in alphabetical order) is also available from our website.

The table below shows the different parts of YLE Flyers and how long each paper takes.

<i>Name of paper</i>	<i>Number of parts</i>	<i>Number of questions</i>	<i>Time allowed</i>
Listening	5 parts	25 questions	approx. 25 minutes
Reading and Writing	7 parts	50 questions	40 minutes
Speaking	4 parts	–	7–9 minutes

### ■ Listening

approx. 25 minutes/25 questions

There are five parts in the Listening test. You hear all the parts of the test twice. In the test, all the parts include an example.

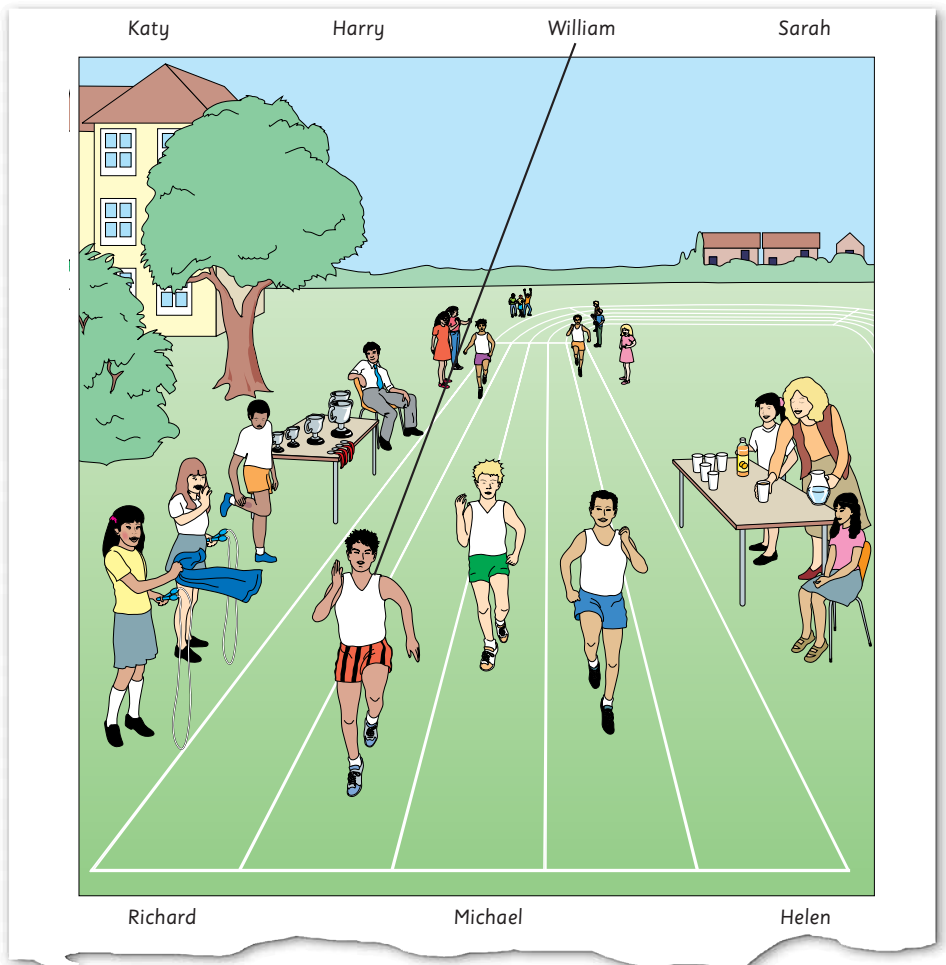
## Part 1 (5 questions)

In Part 1 you see a big picture which shows different people doing different things. There are seven names round the picture. You hear an adult and a child talking about the people in the picture. You have to draw a line from the name you hear to the correct person in the picture. We have done an example for you. Can you see the line from William? In the test, there are three more people you have to find.

This is what you hear ...

**Can you see the line? This is an example. Now you listen and draw lines.**

- Man: Who's the boy just behind William?
- Girl: There are two boys just behind him. Which one do you mean?
- Man: The one with dark hair. He's coming second in the race now.
- Girl: Oh, that's Harry. He's very good at running, too.
- Man: Look at all the silver cups on the table.
- Girl: Yes, they're ready for the teams that win.
- Man: Who's the older boy? – look, he's sitting next to the table.
- Girl: That's Michael. He's won lots of cups for running. He's going to give the cups to the children that win.



## Part 2 (5 questions)

In Part 2 you hear a conversation between two speakers. On the question paper there is a form or a page on a notepad. You have to write a word or a number in five places on the form or notepad. You do not have to spell words perfectly if they are not spelled out for you. In the conversation below, a woman is asking a man about his children's sports club. In the test there are three more questions like these.

This is what you hear ...

**Now you listen and write.**

- Woman: Is it near here?
- Man: Yes! It's next to the chocolate factory.
- Woman: Oh. I know it. That's good!
- Man: Yes, the children like the smell.
- Woman: OK. So when can children use the club? I mean, which days?
- Man: Well, it's open for everyone from Friday to Tuesday. It's closed on Wednesdays and Thursdays.

SPORTS CLUB








1 Where is it? next to the \_\_\_\_\_ factory

2 Open which days? From \_\_\_\_\_ to Tuesday

### Part 3 (5 questions)

In Part 3 you have two sets of pictures. On the left hand page of the exam paper there are some pictures of named people or other named places or objects. On the right hand side is a set of pictures with letters but no words. You hear a conversation between two people and you have to match one of the lettered pictures to one of the named pictures. You write a letter in each box beside the named pictures.

Have a look at the pictures below. What did each person in Mr Salt's family choose to buy in the new supermarket? In the test, there are two more people to match to objects.

 Mr Salt <input type="checkbox"/>	 <b>A</b>	 <b>B</b>	 <b>C</b>
 Betty <input type="checkbox"/>	 <b>D</b>	 <b>E</b>	 <b>F</b>
 David <input type="checkbox"/>			

*This is what you hear ...*

Girl: Have you been to that new supermarket in town, Mr Salt?

Man: Yes, I took all the family there last week to do some shopping. It sells all kinds of things – clothes, food, things for the car, sports things. I even found a very nice dark blue suitcase there. It wasn't expensive so I bought it to use on our next holiday.

Girl: Did anyone else buy anything?

Man: Well, David. He's my oldest son – he's nineteen. He wanted a volleyball so he went to look at all the sports things first. He found one and he bought it. There were a lot of other things that he wanted, too, so he'll go there again another day. He'll have some more money soon.

Girl: You've got a daughter too, haven't you?

Man: I've got two! The older one is called Betty. She just loves clothes and she found some shorts which she liked a lot. They were too big for her, but she still bought them because she loved the colour. She'll have to wear a belt with them, I think.

## Part 4 (5 questions)

In Part 4 you hear five connected dialogues. There is a question about each dialogue and you have to choose which of three pictures gives the answer to the question. You must put a tick (✓) in the box below the correct picture. In the test, you have three more questions like the ones below.

This is what you hear ...

### One

- Woman: Would you like to help me?  
Boy: Yes please.  
Woman: Can you put some bottles of glue on all the desks, and some scissors, too, please.  
Boy: OK. And paints?  
Woman: No, not today.

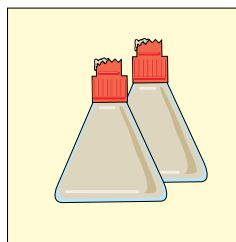
### Two

- Woman: Daisy left her dictionary in the library. Can you put it on her desk, please?  
Boy: Yes, but which is her desk?  
Woman: It's that one, near the door.  
Boy: This one?  
Woman: No, there's a bin under Daisy's desk.


1 What should David put on the desks?



A

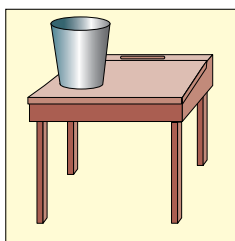


B

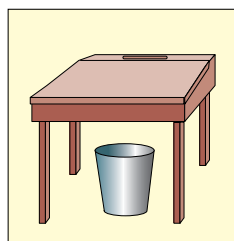


C

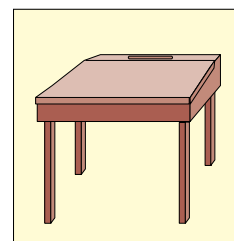
2 Which is Daisy's desk?



A



B



C

## Part 5 (5 questions)

In Part 5 you see a big picture like the one on the next page. You listen to a dialogue between an adult and a child and must colour specific objects using the colour that we tell you to use. You will also have to draw and colour a simple object and to write a short word somewhere in the picture.

The picture below shows a scene at an airport. In the test, there are three more dialogues like the ones on the left of the picture and three more objects to colour.

This is what you hear ...


Can you see the woman's blue hat? This is an example. Now you listen and colour and write and draw.

**One**

- Boy: What shall I colour now?  
 Woman: Let's see. Can you see the children over there?  
 Boy: Yes I can. There are three children who are all sitting down.  
 Woman: Well, look at the boy on the right. He's wearing glasses.  
 Boy: Yes. Shall I colour that boy's hair brown?  
 Woman: OK.

**Two**

- Woman: Can you see the bags?  
 There are two on the left of the picture, near the boy with the drink.  
 Boy: Shall I colour one?  
 Woman: No, write on the bigger one. Write the word 'golf' on it.



■ Reading and Writing

40 minutes/50 questions

There are seven parts in the Reading and Writing test. In the test, all the parts include at least one example. You do not have to write much but you must take care to spell all your answers correctly.

Part 1 (10 questions)

In Part 1 you look at fifteen words and ten definitions. You must find the word which matches each definition and write it beside its definition. There are no pictures to help you in this part. In the test, there are five more questions like the ones below.

a fridge	an apartment	cupboards	knives
salt			hockey
			a kite

- 1 You find this in the kitchen. It is cold inside. \_\_\_\_\_
- 2 This is white and we put it on food. Children often like it on chips. \_\_\_\_\_
- 3 These are made of metal. You cut food like bread and fruit with them. \_\_\_\_\_
- 4 These usually have shelves inside and doors on the front. They are often made of wood. \_\_\_\_\_
- 5 This is a game for two teams, which you can play on grass with a little white ball. \_\_\_\_\_

## Part 2 (7 questions)

In Part 2 you look at a big picture and read seven sentences about it. Some of the sentences describe the picture correctly and some do not. If the sentence says something true about the picture, then you write 'yes' beside that sentence. If what the sentence says about the picture is not true, then you write 'no' beside the sentence.

### Questions







- 1 The time on the round clock is quarter past nine. \_\_\_\_\_
- 2 The woman who is talking on the telephone is also holding a newspaper. \_\_\_\_\_
- 3 The woman with a baby has got a fan in her hand. \_\_\_\_\_
- 4 A boy is putting an empty bottle into the bin. \_\_\_\_\_
- 5 One of the men in the café is wearing black shorts. \_\_\_\_\_
- 6 The door which is nearer to the plant is closed. \_\_\_\_\_
- 7 The man in the uniform has got a green flag in his hand. \_\_\_\_\_



## Part 3 (5 questions)

In Part 3 you read a short conversation between two people. Everything that the first speaker says is in the right order. The second speaker's answers are in a separate box and you have to choose A, B, C, D or E for each gap. You must write the letter of the correct answer in the gap. In the test, there are two more questions like the ones below.

### Questions

- 1  **Katy:** Miss Brown is going to leave our school next week, isn't she?
-  **Helen:** .....
- 2  **Katy:** Let's buy her a present!
-  **Helen:** .....
- 3  **Katy:** What shall we get for her?
-  **Helen:** .....

- A Yes, she did.
- B Yes, that's right!
- C OK. She'd like that!
- D I don't know. It's difficult to choose.
- E He had one last year.



### Part 4 (6 questions)

In Part 4 you read a text which has five gaps in it. The missing words may be nouns, adjectives or verbs. Next to the text there is a box with words in it. You choose the correct word from the box and copy it into each gap. For the last question (6), you must choose the best title for the text from a choice of three possible titles.

My aunt went on holiday last \_\_\_\_\_ **month** \_\_\_\_\_ but she couldn't take her cat, Tiger, to a hotel with her, so he stayed with us. My aunt gave us some food for Tiger and Mum put it in the hall. Most of the time, Tiger enjoyed (1) \_\_\_\_\_ in our garden, but at dinner time he always came into the hall to eat. On Saturday afternoon, Mum said to me, 'Can you give Tiger his food today because I have to go out?' 'Of course, Mum,' I answered and at five o'clock I went (2) \_\_\_\_\_ to call him. 'Tiger! Tiger! Time to eat!' But he didn't come. I wanted to watch a TV programme in the living room so I (3) \_\_\_\_\_ a window for Tiger to come in. Ten minutes later, I heard something strange and I (4) \_\_\_\_\_ into the hall. When I got there, Tiger and three other cats from our street were all eating their dinner from his (5) \_\_\_\_\_ !

**example**

month	sleep	sleeping
outside	closed	bowl
ran	torch	opened

(6) **Now choose the best name for the story.**

**Tick one box**


- Tiger goes to a hotel
- Tiger's dinner party
- Tiger runs away

### Part 5 (7 questions)

In Part 5 you read a story. There is a picture which illustrates the story and seven sentences about it. You must complete the sentences, using one, two, three or four words. The pictures may help you to understand the story but do not give you the answers to the questions. In the test the story is longer and there are four more questions like the ones below.

**Questions**

- 1 Emma got the doll when she \_\_\_\_\_.
- 2 Daisy always sits \_\_\_\_\_ Emma when she eats.
- 3 The family had a \_\_\_\_\_ in the park on Sunday.



**Emma's favourite doll**

My name is Betty and I have a little sister called Emma. She has lots of dolls, but her favourite one is called Daisy. Mum and Dad gave it to her when she was a baby and she takes it everywhere with her. She takes it to school and to her bedroom and

when we sit down to eat, the doll always sits next to Emma. Last Sunday, our family went to the park to have a picnic. We took our dog, Treasure, with us and of course, Emma took Daisy too. There were a lot of people in the park because it was sunny. We found a place near the lake to have our picnic. After lunch, Emma and I went on the swings. After a few minutes, Emma said to me, 'Betty, I want Daisy on the swing with me. Can you go and get her for me?' 'OK!' I answered . . .



## Part 6 (10 questions)



In Part 6 you read a factual text which has ten gaps. The gaps are for grammar words like prepositions, pronouns, adverbs and verbs. You have a choice of three words to fill each gap and must choose the correct word and copy it into the gap.

**Example** When we think of \_\_\_\_\_ a \_\_\_\_\_ hospital, perhaps we only think of  
1 doctors and nurses there, but other people \_\_\_\_\_ there too.  
2 They all do important jobs. \_\_\_\_\_ are secretaries, cooks and  
engineers. In hospitals with a lot of children, they have teachers  
3 who give \_\_\_\_\_ lessons when they can't go to school. Some  
4 people go to hospital \_\_\_\_\_ for one day, but other people  
5 need to \_\_\_\_\_ there for a longer time . . .

**Example** a an the  
1 work works working  
2 That There Someone  
3 this these them  
4 just still already  
5 stay stays staying

## Part 7 (5 questions)

In Part 7 you read a text from a letter or a diary. The text has five gaps. You must write a word in each gap. There is no list of words to help you. There are some pictures which will help you understand the text but they will not give you the answers to the questions. This part of the test tests your knowledge of both grammar and vocabulary.



**Example**

Dear Camera Club,

I have read \_\_\_\_\_ about \_\_\_\_\_ the competition in your magazine.

1 I am sending you a photo that I \_\_\_\_\_ with my  
2 camera in London last year. The picture is \_\_\_\_\_

3 'Sea of Umbrellas'. That day \_\_\_\_\_ very wet, so  
everyone had an umbrella. It looked like a sea of umbrellas.

4 Please can you send it back to me \_\_\_\_\_ you have  
finished with it? I have written my name and address

5 \_\_\_\_\_ the back.

from

Harry Green

## ■ Speaking

7-9 minutes/4 parts

In the Speaking test someone, perhaps your own teacher, will explain the test to you in your own language. That person will then take you into the exam room and will introduce you to the examiner.

The examiner will give you marks for understanding what he or she says, for responding appropriately in English, for grammar and vocabulary and for pronunciation.

### Part 1


First the examiner will greet you and will ask you your name. Then the examiner will give you one picture and show you that he or she has a picture which is similar but has

some differences. The examiner will read you some sentences about his or her picture and you must look at your picture and explain how it is different. For example, the examiner might say 'In my picture there's a puppy behind the tree.'



## Part 2

In Part 2 you and the examiner take turns to ask and answer questions based on a pair of similar pictures and question prompts. First the examiner will ask you questions about your picture and then you must ask similar questions about the examiner's picture.



**Daisy's class**

<b>Teacher's name</b>	Miss Castle
<b>How many children</b>	14
<b>What / studying</b>	history
<b>Lesson interesting / boring</b>	boring
<b>What time / finish</b>	10:15

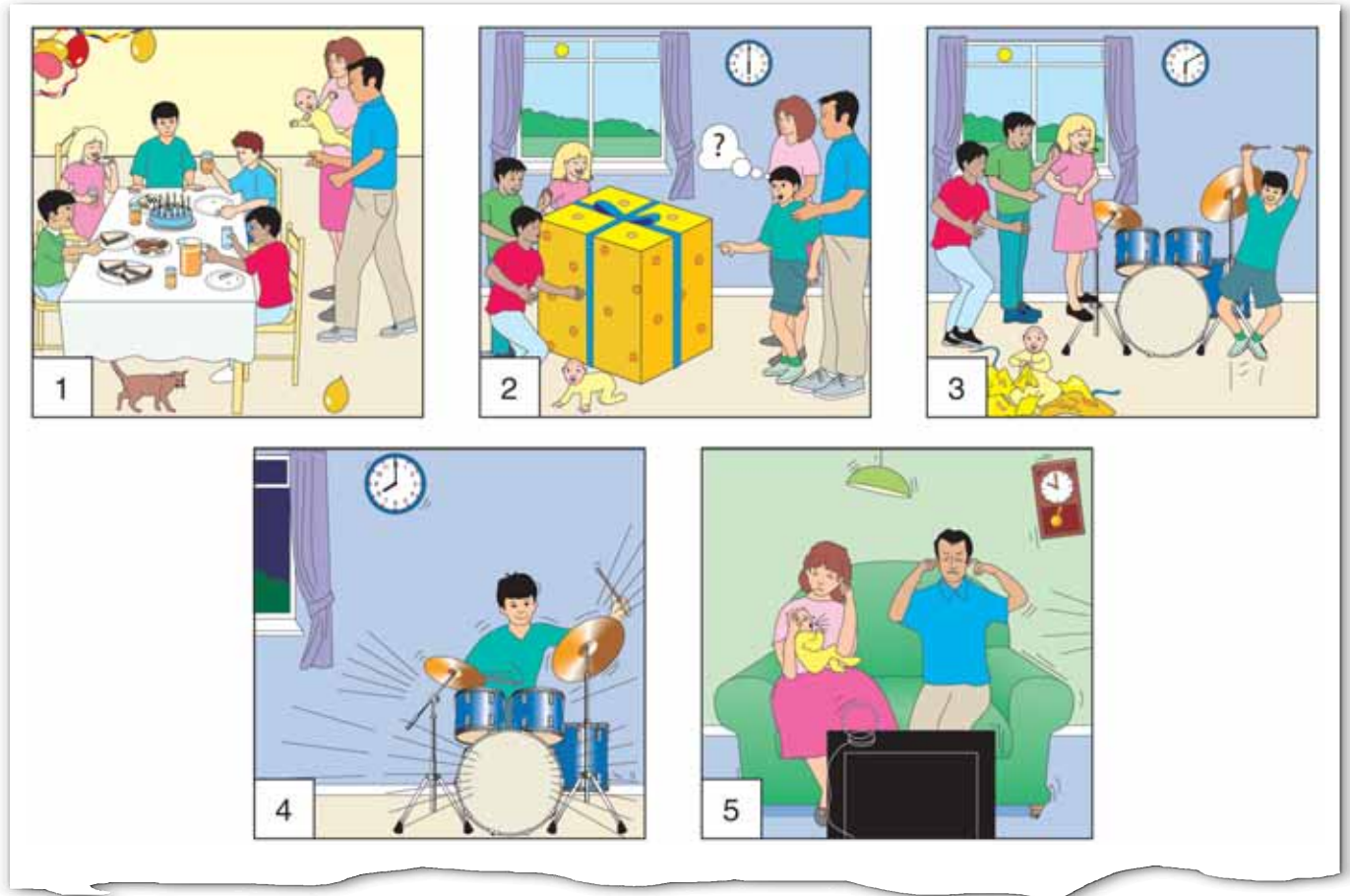


**Harry's class**

<b>Teacher's name</b>	?
<b>How many children</b>	?
<b>What / studying</b>	?
<b>Lesson interesting / boring</b>	?
<b>What time / finish</b>	?

### Part 3

In Part 3 the examiner will show you five pictures which tell a story. The examiner tells you about the first picture and then asks you to continue the story. The examiner might say, 'It's David's birthday. He's very excited. His friends have come to his party. His mother, father and baby sister are there too.' You must then talk about the other four pictures.



### Part 4

In Part 4 the examiner will ask you some questions about yourself. He might ask you, for example, about your school, your hobbies, your birthday, your family or your holidays.

## Preparing for Flyers

If you would like more practice material to help you prepare for the revised YLE Flyers exam, past paper packs, including an audio CD of the Listening test (published by Cambridge University Press) will be available in late 2006. You can find more information, prices and details of how to order on our website at:

[www.CambridgeESOL.org/support/pastpapers.htm](http://www.CambridgeESOL.org/support/pastpapers.htm)

## Next steps

We wish you every success in taking Flyers and we hope that you will take other Cambridge ESOL exams in future. The Key English Test (KET) is a test at a similar level to YLE Flyers but for older students, or if you do well at Flyers you could consider the Preliminary English Test (PET) as your next step. You can find more information about KET and PET on our website at:

[www.CambridgeESOL.org/exams/ket.htm](http://www.CambridgeESOL.org/exams/ket.htm)


or

[www.CambridgeESOL.org/exams/pet.htm](http://www.CambridgeESOL.org/exams/pet.htm)

## What do I get after I take the test?

When you take a Young Learners English test, you get an award from Cambridge ESOL showing how well you have done in each part of the test – Listening, Reading and Writing and Speaking.

For each part of the test you get one or more Cambridge shields (up to a maximum of five, so you could get a total of 15 shields for the whole test if you do really well!). Below is a picture of the award which shows you and your family how well you have done.



[www.CambridgeESOL.org/YLE](http://www.CambridgeESOL.org/YLE)

University of Cambridge  
ESOL Examinations  
1 Hills Road  
Cambridge  
CB1 2EU  
United Kingdom

Tel. +44 1223 553355  
Fax. +44 1223 460278  
email [ESOL@CambridgeESOL.org](mailto:ESOL@CambridgeESOL.org)

