

# Cambridge ESOL Certificates in Skills for Life

## Speaking and Listening Mode

### Entry 2 Sample Tasks

*Please note:* With the exception of the Task Sheet in Phase 2a, this sample test frame will be used only by the interlocutor. It will not be shown to the candidates.

🕒 4 – 5 minutes

Phase 1a

Entry 2

[The interlocutor will select questions from those provided in the test pack, in a variety of areas such as name, nationality, work/study, where candidates live, and free time activities.]

### Entry 2, Phase 1, Task 1

🕒 5 minutes

Phase 1b

In this part of the test, you are each going to talk for about one minute. While you are talking your partner will listen to you. Your partner will then ask you two questions about what you have said.

\_\_\_\_\_ (Candidate A), you're going to tell \_\_\_\_\_ (Candidate B) about your work experience.

\_\_\_\_\_ (Candidate B), you're going to tell \_\_\_\_\_ (Candidate A) about an important festival or celebration that you know.

Now you both have one minute to think about what you want to say. You can make notes if you want to. [Indicate paper and pencil.] If there's anything you don't understand, please ask me.

[Withdraw eye contact to signal start of preparation. Allow one minute for preparation.]

\_\_\_\_\_ (Candidate A), are you ready? Please tell \_\_\_\_\_ (Candidate B) about the work you have done in the past. \_\_\_\_\_ (Candidate B), listen, and ask two questions at the end. [Allow 1 minute.]

Thank you. \_\_\_\_\_ (Candidate B), please ask \_\_\_\_\_ (Candidate A) your questions now.

Thank you.

\_\_\_\_\_ (Candidate B), are you ready? Please tell \_\_\_\_\_ (Candidate A) about the important festival or celebration that you know. \_\_\_\_\_ (Candidate A), listen, and ask two questions at the end. [Allow 1 minute.]

Thank you. \_\_\_\_\_ (Candidate A), please ask \_\_\_\_\_ (Candidate B) your questions now.

Thank you.

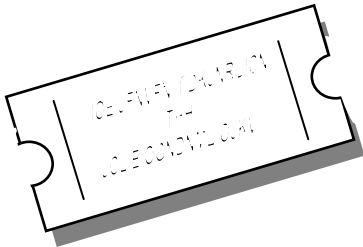
## Entry 2, Phase 2, Task 1

🕒 4 minutes


### Phase 2a

You are at a train station. You hear two station announcements. [Hand each candidate the booklet open at the correct page.] What are the station announcements about? Buying tickets? Where to buy food? Or train times?


What are the station announcements about?



buying tickets



where to buy food



train times

Listen to the announcements. [play CD]

#### Listening script 1

Your attention please. This is a passenger announcement. The next train to arrive at platform 4 is the 11.15 to Edinburgh, due to arrive in Edinburgh at 12.25. Please will passengers note that no food or drink will be available on this train. Supersaver tickets can not be used on this service. Thank you.

#### Listening script 2

This is a customer announcement. Please could all passengers make sure you have a valid ticket before getting on your train. The ticket office is on platform 6, and it is open from 7.15 to 5.45 today. Tickets can also be bought from the automatic machines which are next to the café. Thank you.

\_\_\_\_\_ (Candidate A), what is the **first** recording about? How to buy your ticket, where to buy food, or train times?

Thank you.

\_\_\_\_\_ (Candidate B), what is the **second** recording about? How to buy your ticket, where to buy food or train times?

Thank you. [Take back booklets.]

Now listen again, and answer these questions.

\_\_\_\_\_ (Candidate B), in the **first** recording, what platform does your train leave from, and when does it get to Edinburgh?

\_\_\_\_\_ (Candidate A), in the **second** recording, where is the ticket office and what time does it close?

[Play CD again: scripts as above. At the end of the recording ask each candidate in turn their questions again. After each question, pause for the candidate's response.]

Thank you.

🕒 4 – 5 minutes

## Phase 2b

**Now you [indicate both candidates] are going to talk together about transport. Tell each other how you travel around here/in your town. Do you think the transport here/in your town is good or bad?**

*[Repeat if necessary. Withdraw eye contact to signal start of activity.]*

*Use prompt questions from the list below only when interaction breaks down. Adapt if necessary. Encourage candidate-candidate interaction by eliciting agreement or alternative opinions from candidates by asking questions such as “What do you think?”, “Tell us what you think.”, “And you?”]*

Transport – prompt questions

Do you like travelling by \_\_\_\_\_? Why (not)?

What are the differences between public transport in the UK and in \_\_\_\_\_ (country of origin)?

What is good about travelling by bicycle/on foot/by car/etc.?

How will people/you travel in the future?

**Thank you. That is the end of the test.**

*[Ensure candidates DO NOT leave the room with the Candidate's Booklet.]*

---

### Key to Phase 2a – Task 1

What are the station announcements about?

Text 1: train times

Text 2: buying tickets/where to buy tickets

Candidate B:

What platform does your train leave from? (from platform) four

When does it get to Edinburgh? (at) 12.25/twenty-five past twelve

Candidate A:

Where is the ticket office? (it's on) platform six

What times does it close? (at) 5.45/(a) quarter to six