

# **Cambridge Technicals Health and Social Care**

## **Unit 2: Health and safety in practice**

Level 2 Cambridge Technical in Health and Social Care  
**05880 - 05881**

## **Mark Scheme for January 2021**

OCR (Oxford Cambridge and RSA) is a leading UK awarding body, providing a wide range of qualifications to meet the needs of candidates of all ages and abilities. OCR qualifications include AS/A Levels, Diplomas, GCSEs, Cambridge Nationals, Cambridge Technicals, Functional Skills, Key Skills, Entry Level qualifications, NVQs and vocational qualifications in areas such as IT, business, languages, teaching/training, administration and secretarial skills.

It is also responsible for developing new specifications to meet national requirements and the needs of students and teachers. OCR is a not-for-profit organisation; any surplus made is invested back into the establishment to help towards the development of qualifications and support, which keep pace with the changing needs of today's society.

This mark scheme is published as an aid to teachers and students, to indicate the requirements of the examination. It shows the basis on which marks were awarded by examiners. It does not indicate the details of the discussions which took place at an examiners' meeting before marking commenced.












All examiners are instructed that alternative correct answers and unexpected approaches in candidates' scripts must be given marks that fairly reflect the relevant knowledge and skills demonstrated.

Mark schemes should be read in conjunction with the published question papers and the report on the examination.

© OCR 2021

## Annotations

These are the annotations to be used when marking Unit 2.

Annotation	Meaning
	Tick – correct answer
	Cross – incorrect answer
	Level 1
	Level 2
	Level 3
	Benefit of doubt (This <b>does</b> count as a mark – so do not ‘tick’ as well)
	Omission mark
	Too vague
	Repeat
 or 	Noted but no credit given

Question		Answer	Marks	Guidance
1	(a)	<p>Two marks for the definition. <b>One</b> required.</p> <p><b>Defining health and safety:</b></p> <ul style="list-style-type: none"> <li>Refers to the <b>laws (legislation), principles and practices / procedures</b> at work and in public places</li> <li>These laws, principles and practices keep <b>people safe</b> from <b>injury</b> or <b>disease</b> and help to prevent <b>accidents</b></li> </ul>	<p><b>2</b> (1 x 2)</p>	<p><b>Annotation:</b> The number of ticks must match the number of marks awarded.</p> <p><b>One</b> mark for any of the listed answers, <b>two</b> required. To be awarded two marks they must have points from both bullet points</p> <p>For <b>incorrect</b> answers use the <b>cross</b> or appropriate annotation from the following:</p> <div style="border: 1px solid black; padding: 5px; display: inline-block;"> <span style="border: 1px solid red; padding: 2px;">^</span> <span style="border: 1px solid red; padding: 2px;">TV</span> <span style="border: 1px solid red; padding: 2px;">REP</span> <span style="border: 1px solid red; padding: 2px;">SEEN</span> </div>

Question	Answer	Marks	Guidance
1 (b)	<p><b>Two</b> marks for each. <b>Two</b> required.</p> <p><b>How the HASAWA reduces accidents and injuries:</b></p> <ul style="list-style-type: none"> <li>• Must carry out <b>risk assessments</b></li> <li>• Must provide <b>PPE</b></li> <li>• Put in place <b>procedures</b> to prevent accidents</li> <li>• <b>Monitors</b> staff practice</li> <li>• Have <b>working alarms, extinguishers and accessible fire doors</b></li> <li>• <b>Provide equipment</b> that is fit for purpose and in good working order</li> <li>• Carry out regular <b>safety checks</b> for all equipment</li> <li>• Provide health and safety <b>training</b> for all staff</li> <li>• <b>Train staff</b> in the <b>use of specialist equipment</b></li> <li>• Hold <b>regular fire / evacuation practices</b></li> <li>• Provide adequate <b>first aid</b></li> <li>• Providing <b>guidance</b></li> </ul> <p>Accept alternative wording.</p>	<p><b>4</b> <b>(2 x 2)</b></p>	<p><b>Annotation:</b> The number of ticks must match the number of marks awarded.</p> <p><b>Two marks</b> For an explanation of how the HASAWA reduces accidents and injuries that is clearly relevant and demonstrates knowledge and understanding.</p> <p><b>One mark</b> For identification of a way that the HASAWA reduces accidents and injuries. For a vague or basic / brief statement that does not show full understanding.</p> <p>For <b>incorrect</b> answers use the <b>cross</b> or appropriate annotation from the following:</p> <div style="border: 1px solid black; padding: 5px; display: flex; justify-content: space-around; width: fit-content; margin: 10px auto;"> <span style="border: 1px solid red; padding: 2px;">A</span> <span style="border: 1px solid red; padding: 2px;">TV</span> <span style="border: 1px solid red; padding: 2px;">REP</span> <span style="border: 1px solid red; padding: 2px;">SEEN</span> </div>

Question		Answer	Marks	Guidance
1	(c)	<p>One mark for a specified setting. <b>One</b> required.</p> <p><b>Settings where hazards can occur:</b></p> <ul style="list-style-type: none"> <li>• Hospital</li> <li>• Health centre</li> <li>• Dentist</li> <li>• Optician</li> <li>• Pharmacy / Chemist</li> <li>• Nursing home</li> <li>• Retirement Home</li> <li>• Day Centre</li> <li>• Sheltered Housing</li> <li>• Playgroup</li> <li>• Nursery</li> <li>• Crèche</li> </ul> <p>The above list is not definitive – accept other suitable settings.</p>	<p><b>1</b> <b>(1 x 1)</b></p>	<p><b>Annotation:</b> The number of ticks must match the number of marks awarded.</p> <p><b>One</b> mark for any of the listed answers</p> <p>For <b>incorrect</b> answers use the <b>cross</b> or appropriate annotation from the following:</p> <div style="border: 1px solid black; padding: 5px; display: inline-block;"> <span style="border: 1px solid red; padding: 2px;">^</span> <span style="border: 1px solid red; padding: 2px;">TV</span> <span style="border: 1px solid red; padding: 2px;">REP</span> <span style="border: 1px solid red; padding: 2px;">SEEN</span> </div> <p><b>Do not accept</b></p> <ul style="list-style-type: none"> <li>• GP Surgery / Doctors</li> </ul>

Question		Answer	Marks	Guidance
1	(d)	<p><b>One mark for each hazard stated.</b></p> <p><b>Hazards that could occur in a bathroom:</b></p> <ul style="list-style-type: none"> <li>• Water too hot – could scald / burn</li> <li>• Slip on wet floor – unable to get back up / fractures</li> <li>• Unable to get out of the bath if no hand rails – slip and fall</li> <li>• Toilet seat too low – unable to sit</li> <li>• Mould growth</li> <li>• Legionnaires disease</li> <li>• Allergic reactions to some products</li> <li>• Inadequate space to shower</li> <li>• Worn or torn flooring</li> <li>• Drowning</li> <li>• Flood</li> </ul> <p>This list is not exhaustive, accept other appropriate examples.</p>	<p><b>2</b> <b>(1 x 2)</b></p>	<p><b>Annotation:</b> The number of ticks must match the number of marks awarded.</p> <p>For <b>incorrect</b> answers use the <b>cross</b> or appropriate annotation from the following:</p> <div style="border: 1px solid black; padding: 5px; display: inline-block;"> <span style="border: 1px solid red; padding: 2px;">^</span> <span style="border: 1px solid red; padding: 2px;">TV</span> <span style="border: 1px solid red; padding: 2px;">REP</span> <span style="border: 1px solid red; padding: 2px;">SEEN</span> </div>

Question	Answer	Marks	Guidance
1 (e)	<p><b>One</b> mark for identifying an activity where hazards might arise in a childcare setting. <b>One</b> required.</p> <p><b>Activities where hazards might arise in a childcare setting:</b></p> <ul style="list-style-type: none"> <li>• Preparing food e.g. preparing hot meals for children</li> <li>• Lifting and manual handling e.g. lifting, carrying and moving children around the nursery premises e.g. when supervising children during outdoor play including in use of outdoor play facilities and playing outdoor games</li> <li>• Travelling for educational or recreational activities e.g. supervising children and ensuring their safety when walking to a park, crossing roads</li> <li>• Cleaning premises and equipment e.g. when cleaning up spillages when children wet themselves</li> <li>• Providing first aid to children</li> <li>• Interacting with sick children e.g. children who appear to show signs of infectious illness while at the setting</li> <li>• Educational activities e.g. working at a low level, sitting on floor or small chair</li> <li>• Recreational activities e.g. standing on furniture to put up children's art work</li> <li>• Care routines e.g. cleaning children e.g. changing nappies</li> </ul> <p>Accept other appropriate examples.</p>	1 (1 x 1)	<p><b>Annotation:</b> The number of ticks must match the number of marks awarded.</p> <p><b>One</b> mark for any of the listed answers.</p> <p>For <b>incorrect</b> answers use the <b>cross</b> or appropriate annotation from the following:</p> <div style="border: 1px solid black; padding: 5px; width: fit-content; margin: 10px auto;"> <span style="border: 1px solid red; padding: 2px 5px;">^</span> <span style="border: 1px solid red; padding: 2px 5px;">TV</span> <span style="border: 1px solid red; padding: 2px 5px;">REP</span> <span style="border: 1px solid red; padding: 2px 5px;">SEEN</span> </div> <p><b>Do not accept:</b></p> <ul style="list-style-type: none"> <li>• Lack of staff</li> </ul>



Question	Answer	Marks	Guidance
2	<p>(a) <b>Two</b> marks for each procedure <b>Two</b> required</p> <p><b>Procedures to have within a security of premises policy:</b></p> <ul style="list-style-type: none"> <li>• Annual <b>review</b> of the policy</li> <li>• <b>Training</b> in the security of premises policy</li> <li>• Ensure all staff and visitors <b>adhere to the policy - monitoring</b></li> <li>• <b>Record, report</b> and <b>investigate</b> breaches of security</li> <li>• <b>All external gates and doors are locked and secure</b></li> <li>• Issue <b>passes</b> to all visitors / staff to <b>wear identification</b> badges</li> <li>• All visitors / contractors <b>to sign in</b></li> <li>• All <b>money</b> on site is kept <b>secure</b></li> <li>• <b>Controlled access</b> is maintained</li> <li>• To have an <b>alarm system</b> which is maintained</li> <li>• Monitor entrance / manned reception desk</li> <li>• <b>Specific procedures</b> e.g. locks on all doors and windows / <b>CCTV</b></li> <li>• <b>Actions to take if security is breached, e.g. contact the police</b></li> </ul> <p>This list is not exhaustive, accept other appropriate procedures.</p>	<p><b>4</b> <b>(2 x 2)</b></p>	<p><b>Annotation:</b> The number of ticks must match the number of marks awarded.</p> <p><b>Two marks</b> For clear and relevant description of a procedure that is appropriate to a security of premises policy</p> <p><b>One mark</b> For an identification or brief description of a procedure that is appropriate to a security of premises policy</p> <p>For <b>incorrect</b> answers use the <b>cross</b> or appropriate annotation from the following:</p> <div style="border: 1px solid black; padding: 5px; display: flex; justify-content: space-around; width: fit-content; margin: 10px auto;"> <span style="border: 1px solid red; padding: 2px;">A</span> <span style="border: 1px solid red; padding: 2px;">TV</span> <span style="border: 1px solid red; padding: 2px;">REP</span> <span style="border: 1px solid red; padding: 2px;">SEEN</span> </div>

Question	Answer	Marks	Guidance
2 (b)	<p><b>Two</b> marks for the consequence. <b>One</b> required.</p> <p><b>Possible consequences for an employee:</b></p> <ul style="list-style-type: none"> <li>• Injury or harm</li> <li>• Disciplinary action – verbal and written warnings</li> <li>• Loss of job</li> </ul> <p><b>Do not accept:</b></p> <ul style="list-style-type: none"> <li>• Answers relevant to an employer</li> <li>• Answers linked to disease or infection</li> </ul>	2 (1 x 2)	<p><b>Annotation:</b> The number of ticks must match the number of marks awarded.</p> <p><b>Two marks</b> For clear and relevant explanation of <b>one</b> consequence for employee</p> <p><b>One mark</b> For an identification or brief explanation of <b>one</b> consequence for employee</p> <p>For <b>incorrect</b> answers use the <b>cross</b> or appropriate annotation from the following:</p> <div style="border: 1px solid black; padding: 5px; width: fit-content; margin: 10px auto;"> <span style="border: 1px solid red; padding: 2px 5px;">^</span> <span style="border: 1px solid red; padding: 2px 5px;">TV</span> <span style="border: 1px solid red; padding: 2px 5px;">REP</span> <span style="border: 1px solid red; padding: 2px 5px;">SEEN</span> </div>
2 (c)	<p><b>Two</b> marks for each explanation. <b>Two</b> required</p> <p><b>Serving hot drinks in a care home:</b></p> <ul style="list-style-type: none"> <li>• Don't overfill cups</li> <li>• Place hot drinks away from edge of table (at least 10 inches) and near dominant hand</li> <li>• Warn others that a hot liquid is being served</li> <li>• Place hot drink in field of vision</li> <li>• Transfer hot drinks into serving container which will allow temperature to drop</li> <li>• Use a stable, broad based cup or mug <u>or</u> cup with a lid</li> <li>• Hot drinks should not be left unattended</li> <li>• Use hot water rather than boiling water</li> </ul>	4 (2 x 2)	<p><b>Annotation:</b> The number of ticks must match the number of marks awarded.</p> <p><b>Two marks</b> For a clear and relevant explanation of <b>one</b> way that risk can be reduced <u>or</u> two ways</p> <p><b>One mark</b> For an identification or brief explanation of <b>one</b> way that risk can be reduced</p>

Question	Answer	Marks	Guidance
	<p><b>Disposing of bandages in a hospital ward:</b></p> <ul style="list-style-type: none"> <li>• <b>You must wear protective gloves when handling waste.</b> Do not touch anything other than the infectious waste once you have put them on, and make sure you <b>remove</b> and dispose of them hygienically once you're done.</li> <li>• <b>Minimise contact</b>, i.e. handle materials as little as possible and transfer them via routes that minimise exposure to others.</li> <li>• <b>Discard materials into a suitable container or bag.</b> It must conform to the required standards (e.g. UN approved).</li> <li>• <b>Use bags that are marked or coloured for infectious waste.</b></li> <li>• <b>Transfer non-disposable infectious materials safely</b> to the sterilisation department for decontamination. You must adhere to the local policy for cleaning the equipment.</li> <li>• Never fill a bag or container more than <math>\frac{3}{4}</math> <b>full</b>.</li> <li>• <b>Never over fill</b> waste receptacles.</li> <li>• <b>Remove waste in accordance with local clinical waste disposal policy</b>; it may be collected by the relevant authorities, removed by an infection control team, or incinerated.</li> </ul> <p>Accept other appropriate ways.</p>		<p>For <b>incorrect</b> answers use the <b>cross</b> or appropriate annotation from the following:</p> <div style="border: 1px solid black; padding: 5px; width: fit-content; margin: 10px auto;"> <span style="border: 1px solid red; padding: 2px 5px;">A</span> <span style="border: 1px solid red; padding: 2px 5px;">TV</span> <span style="border: 1px solid red; padding: 2px 5px;">REP</span> <span style="border: 1px solid red; padding: 2px 5px;">SEEN</span> </div> <p><b>Do not accept:</b></p> <ul style="list-style-type: none"> <li>• Throw into a bin</li> </ul>

Question		Answer/Indicative Content	Marks	Guidance	
				Content	Levels of response
3	(a)*	<p><b>Risks in the play area:</b></p> <ul style="list-style-type: none"> <li>• Falling off the climbing frame</li> <li>• Children on toy cars bumping into other children</li> <li>• Falling off the climbing frame onto a child using a toy car</li> <li>• Children leaving the play area if the gate is unlocked</li> <li>• Balls hitting pedestrians as they are kicked over the fence</li> <li>• Balls landing on the main road and causing distraction for drivers</li> <li>• Intruders entering the play areas</li> <li>• Fractures</li> <li>• Falling over – cuts and bruises</li> <li>• Sand becomes contaminated</li> <li>• Gate being left open</li> </ul> <p><b>Prioritise the risks as high, medium and low:</b></p> <p>Showing an understanding of the different risks associated with the play area</p>	8	<p>This is a level of response question – marks are awarded on the quality of the response given. The focus of the question is <b>assess</b></p> <p><b>Annotation:</b> The number of ticks will not necessarily correspond to the marks awarded.</p> <p><b>Level 3 - checklist:</b></p> <ul style="list-style-type: none"> <li>• Detailed description of the risks</li> <li>• Detailed assessment of prioritising risks as high medium and low</li> <li>• Detailed assessment of actions needed to reduce the level of risk</li> <li>• Logically structured</li> <li>• Factually accurate</li> <li>• Correct use of terminology</li> <li>• QWC – high</li> </ul> <p><b>Level 2 – checklist:</b></p> <ul style="list-style-type: none"> <li>• Sound description of risks</li> <li>• Sound assessment of prioritising risks as high medium and low</li> <li>• Sound assessment of actions needed to reduce the level of risk</li> <li>• Mostly relevant and accurate information</li> <li>• QWC – mid-high</li> <li>• Sub max of 4 for one aspect done well</li> </ul>	<p><b>Level 3: 7- 8 marks</b></p> <p>Answers provide a detailed assessment of the risks, describing fully the risks, prioritising risks as high, medium and low, and actions needed to reduce the level of risk. Answers will be factually accurate and use appropriate terminology. There will be few, if any, errors of grammar, punctuation and spelling.</p> <p><b>Level 2: 4-6 marks</b></p> <p>Answers provide a sound assessment of the risks, describing some of the risks, prioritising risks as high, medium and low, and actions needed to reduce the level of risk. Answers will be factually accurate and mostly relevant. There may be some noticeable errors of grammar, punctuation and spelling. <b>Sub max of 4</b> for one aspect done well.</p> <p><b>Level 1: 1-3 marks</b></p> <p>Answers provide a basic description of at least one risk, identifying as high, medium and low and the actions needed to reduce the level of risk. Answers may be list like or muddled, demonstrating little knowledge or understanding. Errors of grammar and spelling may be noticeable and intrusive.</p> <p><b>0 marks</b> – response not worthy of credit.</p>

Question	Answer/Indicative Content	Marks	Guidance	
			Content	Levels of response
	<p><b>Actions needed to reduce the level of each risk:</b></p> <ul style="list-style-type: none"> <li>• Checking fencing on a regular basis</li> <li>• Put high netting above fence to stop football going over into the road</li> <li>• Ensure that there is appropriate flooring underneath the climbing frame</li> <li>• Move the toy cars away from the climbing frame</li> <li>• Ensure the gate is locked / has an authorised swipe pass</li> <li>• Always have the correct ratio of staff to children / stringent monitoring of the children</li> <li>• Sand pit covered / regularly changed</li> </ul> <p>Accept any other valid response</p>		<p><b>Level 1 – checklist</b></p> <ul style="list-style-type: none"> <li>• Basic description of risk(s)</li> <li>• Basic assessment of prioritising risks as high, medium and low</li> <li>• Basic assessment of actions needed to reduce the level of risk</li> <li>• May identify rather than describe</li> <li>• May lack relevance to context</li> <li>• QWC – low</li> </ul>	

Question	Answer	Marks	Guidance
3	<p>(b) <b>One mark</b> for each. <b>Two</b> required.</p> <p><b>Psychological hazards:</b></p> <ul style="list-style-type: none"> <li>• Stress</li> <li>• Violence</li> <li>• Fear</li> <li>• Examples of situations which could results in stress / violence and fear, e.g. bullying</li> </ul> <p><b>Chemical hazards:</b></p> <ul style="list-style-type: none"> <li>• Toxic substances</li> <li>• Cleaning products, e.g. bleach</li> <li>• Medicines</li> <li>• Examples of leaving cleaning products / toxic substances / medicines in the reach of service users</li> </ul> <p>Accept other appropriate answers.</p>	<p><b>2</b> <b>(2 x 1)</b></p>	<p><b>Annotation:</b> The number of ticks must match the number of marks awarded.</p> <p><b>One</b> mark for any of the listed answers</p> <p>For <b>incorrect</b> answers use the <b>cross</b> or appropriate annotation from the following:</p> <div style="border: 1px solid black; padding: 5px; width: fit-content; margin: 10px auto;"> <span style="border: 1px solid red; padding: 2px 5px;">^</span> <span style="border: 1px solid red; padding: 2px 5px;">TV</span> <span style="border: 1px solid red; padding: 2px 5px;">REP</span> <span style="border: 1px solid red; padding: 2px 5px;">SEEN</span> </div> <p><b>Do not accept:</b></p> <ul style="list-style-type: none"> <li>• Responses linked to other types of hazard</li> <li>• Cleaning equipment</li> </ul>

Question		Answer/Indicative Content	Marks	Guidance	
				Content	Levels of response
4	(a)*	<p><b>Responsibilities of individuals in the event of fire:</b></p> <ul style="list-style-type: none"> <li>Do not go back to retrieve personal possessions</li> <li>On seeing a fire to raise the alarm</li> <li>To make their way to the designated meeting point to be registered</li> <li>Raise the alarm</li> <li>Exit calmly / use the designated fire exits</li> <li>Know the fire exit procedures</li> <li>Listen to instructions</li> </ul> <p><b>Responsibilities of employees in the event of fire:</b></p> <ul style="list-style-type: none"> <li>Ensure all residents exit calmly</li> <li>Call the emergency services</li> <li>To take a register at designated meeting points</li> <li>To direct people out of the building</li> <li>To provide assistance to those who are in need, e.g. wheelchair users</li> <li>Follow evacuation procedure</li> <li>Raise the alarm</li> <li>Wait for the fire service to arrive</li> <li>To ensure no one re-enters the building until directed to do so from the fire service</li> </ul> <p>The language used by the candidates may not match that given above.</p>	8	<p>This is a level of response question – marks are awarded on the quality of the response given. The focus of the question is <b>Description</b>.</p> <p><b>Annotation:</b> The number of ticks will not necessarily correspond to the marks awarded.</p> <p><b>Level 3 – checklist:</b></p> <ul style="list-style-type: none"> <li>Detailed description of responsibilities</li> <li>Both individuals and employees</li> <li>Specific to the event of fire</li> <li>Factually accurate</li> <li>Correct use of terminology</li> <li>QWC – high</li> </ul> <p><b>Level 2 checklist:</b></p> <ul style="list-style-type: none"> <li>Sound description of responsibilities</li> <li>Both individuals and employees</li> <li>Some link to the event of fire</li> <li>Factually accurate</li> <li>QWC – mid</li> <li>Sub-max of 4 for either individuals or employees done well</li> </ul> <p><b>Level 1 checklist:</b></p> <ul style="list-style-type: none"> <li>Limited / basic description</li> <li>May lack relevance to fire</li> <li>Likely to identify points</li> <li>QWC – low</li> </ul>	<p><b>Level 3: 7- 8 marks</b> There will be a detailed description of the responsibilities of individuals and employees in the event of fire. Answers will be factually accurate and use appropriate terminology. There will be few, if any, errors of grammar, punctuation and spelling.</p> <p><b>Level 2: 4-6 marks</b> There will be a sound description of the responsibilities of individuals and employees in the event of fire. Answers will be factually accurate. There may be some noticeable errors of grammar, punctuation and spelling. <b>Sub max of 4</b> for either individuals or employees done well</p> <p><b>Level 1: 1-3 marks</b> Answers provide a basic description. Answers may be list like or muddled, demonstrating little knowledge or understanding. Errors of grammar, punctuation and spelling may be noticeable and intrusive.</p> <p><b>0 marks</b> – response not worthy of credit</p>

Question		Answer	Marks	Guidance
4	(b)	<p><b>Two</b> marks for the description. <b>One</b> required.</p> <p>Ways that a manager should respond should respond to an emergency caused by a flood:</p> <ul style="list-style-type: none"> <li>• <b>Decide priorities</b>, e.g. life safety then stabilise the incident</li> <li>• <b>Follow procedures</b>, e.g. fire evacuation policy</li> <li>• <b>Carry out evacuation plans</b>, e.g. evacuating children with mobility issues</li> <li>• <b>Report incidents</b>, e.g. to Ofsted</li> <li>• <b>Record incidents</b>, e.g. accident books</li> <li>• <b>Review risk assessments</b> and <b>policies</b> <u>after</u> incidents</li> </ul>	<p><b>2</b> <b>(1 x 2)</b></p>	<p><b>Annotation:</b> The number of ticks must match the number of marks awarded.</p> <p><b>Two marks</b> For a clear and relevant description of <b>one</b> way that a manager should respond to an emergency caused by a flood</p> <p><b>One mark</b> For an identification or brief description of <b>one</b> way that a manager should respond to an emergency caused by a flood</p> <p>For <b>incorrect</b> answers use the <b>cross</b> or appropriate annotation from the following:</p> <div style="border: 1px solid black; padding: 5px; display: inline-block;"> <span style="border: 1px solid red; padding: 2px;">^</span> <span style="border: 1px solid red; padding: 2px;">TV</span> <span style="border: 1px solid red; padding: 2px;">REP</span> <span style="border: 1px solid red; padding: 2px;">SEEN</span> </div>



**OCR (Oxford Cambridge and RSA Examinations)**  
**The Triangle Building**  
**Shaftesbury Road**  
**Cambridge**  
**CB2 8EA**

**OCR Customer Contact Centre**

**Education and Learning**

Telephone: 01223 553998

Facsimile: 01223 552627

Email: [general.qualifications@ocr.org.uk](mailto:general.qualifications@ocr.org.uk)

[www.ocr.org.uk](http://www.ocr.org.uk)

For staff training purposes and as part of our quality assurance programme your call may be recorded or monitored

**Oxford Cambridge and RSA Examinations**  
is a Company Limited by Guarantee  
Registered in England  
Registered Office; The Triangle Building, Shaftesbury Road, Cambridge, CB2 8EA  
Registered Company Number: 3484466  
OCR is an exempt Charity

**OCR (Oxford Cambridge and RSA Examinations)**  
Head office  
Telephone: 01223 552552  
Facsimile: 01223 552553

© OCR 2021

