

CAMBRIDGE TECHNICALS LEVEL 3 (2016)

Examiners' report

ENGINEERING

05822–05825, 05873

Unit 1 January 2021 series

Contents

Introduction.....	3
Unit 1 series overview	4
Question 1 (a).....	4
Question 1 (b).....	4
Question 1 (c).....	5
Question 1 (d) (i).....	5
Question 1 (d) (ii).....	6
Question 2 (a) (i).....	6
Question 2 (a) (ii).....	6
Question 2 (a) (iii).....	7
Question 2 (b).....	7
Question 3 (a).....	8
Question 3 (b).....	9
Question 3 (c) (i).....	10
Question 3 (c) (ii).....	10
Question 4 (a).....	11
Question 4 (b) (i).....	11
Question 4 (b) (ii).....	11
Question 5 (a).....	12
Question 5 (b) (i).....	12
Question 5 (b) (ii).....	12
Question 5 (b) (iii).....	13
Question 5 (c).....	13
Question 6 (i).....	14
Question 6 (ii).....	14
Question 7 (a) (i).....	15
Question 7 (a) (ii).....	15
Question 7 (b) (i).....	16
Question 7 (b) (ii).....	16
Copyright information.....	16

Introduction

Our examiners' reports are produced to offer constructive feedback on candidates' performance in the examinations. They provide useful guidance for future candidates.

The reports will include a general commentary on candidates' performance, identify technical aspects examined in the questions and highlight good performance and where performance could be improved. The reports will also explain aspects which caused difficulty and why the difficulties arose, whether through a lack of knowledge, poor examination technique, or any other identifiable and explainable reason.

Where overall performance on a question/question part was considered good, with no particular areas to highlight, these questions have not been included in the report.

A full copy of the question paper and the mark scheme can be downloaded from OCR.

Would you prefer a Word version?

Did you know that you can save this PDF as a Word file using Acrobat Professional?

Simply click on **File > Export to** and select **Microsoft Word**

(If you have opened this PDF in your browser you will need to save it first. Simply right click anywhere on the page and select **Save as . . .** to save the PDF. Then open the PDF in Acrobat Professional.)

If you do not have access to Acrobat Professional there are a number of **free** applications available that will also convert PDF to Word (search for PDF to Word converter).

Unit 1 series overview

The topics in this unit underpin all engineering learning. To do well on this paper therefore requires candidates to cover all topics. There was evidence, as in previous series, that LO3 (exponentials and logarithms) and LO5 (calculus) were not covered well; in the assessment up to 35% of the marks could be allocated to these two Learning Objectives.

<i>Candidates who did well on this paper generally did the following:</i>	<i>Candidates who did less well on this paper generally did the following:</i>
<ul style="list-style-type: none"> • Took care with algebra. • Had an understanding of the whole syllabus of the specification. 	<ul style="list-style-type: none"> • Missed out on some topics of the specification.

Question 1 (a)

1 (a) Factorise $4x + 2y$.

..... [1]

This single mark question was universally well done.

Question 1 (b)

(b) Solve the equation $2(x + 3) - 4 = 3(1 - x)$.

.....

 [3]

The most efficient approach to solving this equation is to remove brackets and then collect like terms. Most candidates attempted this but for some of them, there were algebraic errors, spoiling the response.

Question 1 (c)

(c) Find the remainder when $x^3 + 2x^2 + 3x + 4$ is divided by $(x + 1)$.

.....
.....
.....
..... [2]

This question was constructed to test the remainder theorem, the remainder being the result of substituting $x = -1$. Very few candidates did it this way, however. The long division approach gave opportunities for algebraic errors.

Question 1 (d) (i)

(d) It is given that $f(x) = x^2 + 4x - 6$.

(i) Write $f(x)$ in the form $(x + a)^2 + b$ where a and b are integers to be determined.

.....
.....
.....
..... [3]

Those who had studied this topic tended to arrive at the correct answer. A significant minority, however, did not understand that $a =$ half the x coefficient.

Question 1 (d) (ii)

- (ii) Hence or otherwise find the values of x that satisfy the equation $f(x) = 0$, giving your answers exactly.

.....
.....
.....
..... [2]

Candidates that answered this question by noting the demand “hence”, meaning that what they had done in the earlier part should be used, obtained the correct roots and usually obtained a correct answer. The “otherwise” way was to ignore part (i) and to solve the quadratic equation.

Question 2 (a) (i)

2 (a) It is given that $f(x) = x^3 + 2x - 3$.

- (i) Show that $f(1) = 0$.

.....
..... [1]

“Show that” requires candidates to write down all their working. Most did so, meaning that the majority of candidates obtained the mark.

Question 2 (a) (ii)

- (ii) Factorise $f(x)$.

.....
.....
.....
..... [2]

A number of candidates did not appreciate what “factorise” meant but most obtained the correct quadratic factor.

Question 2 (a) (iii)

(iii) Show that the equation $f(x) = 0$ has only one root.

.....
.....
.....
.....
..... [2]

Most candidates either did not complete this question, or made an assumption that if there were more roots then the quadratic factor would factorise further into two terms of the form $(x + a)$ where a is a whole number. This is incorrect as it does not cover all possibilities. The only way to demonstrate that there were no further roots was to try to solve the equation taking the quadratic factor = 0. A little easier is simply to show that the discriminant is negative which is a condition for no roots.

Question 2 (b)

(b) Rearrange $v^2 = u^2 + 2as$ to make a the subject.

.....
.....
.....
..... [3]

This rearrangement question was usually well done.

Question 3 (a)

- 3 (a) Fig. 1 shows part of the curve $y = \cos x$.

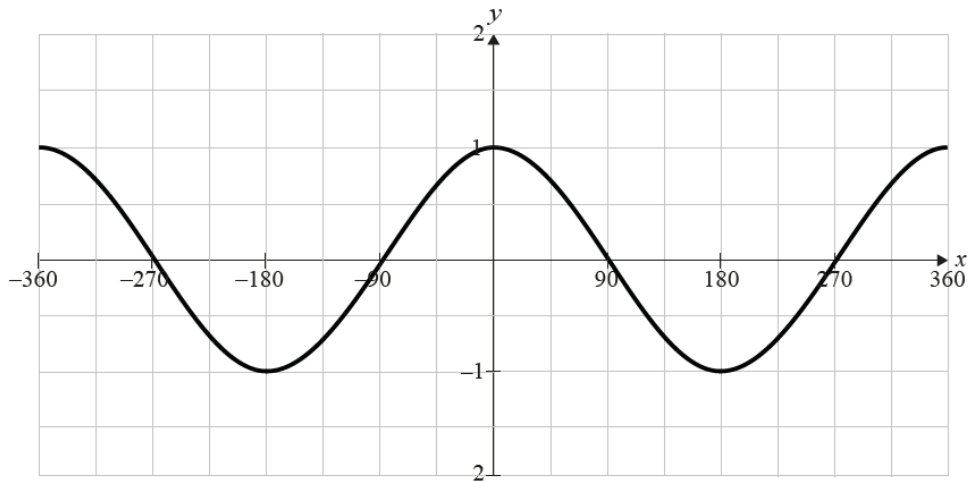


Fig. 1

On Fig. 1, sketch the graph of the curve $y = \cos 2x$.

[2]

The sketches were not, in general, good but providing the candidate showed that the range was the same but the period halved, the marks were given.

Question 3 (b)

(b) Fig. 2 shows part of the curve $y = \sin x$.

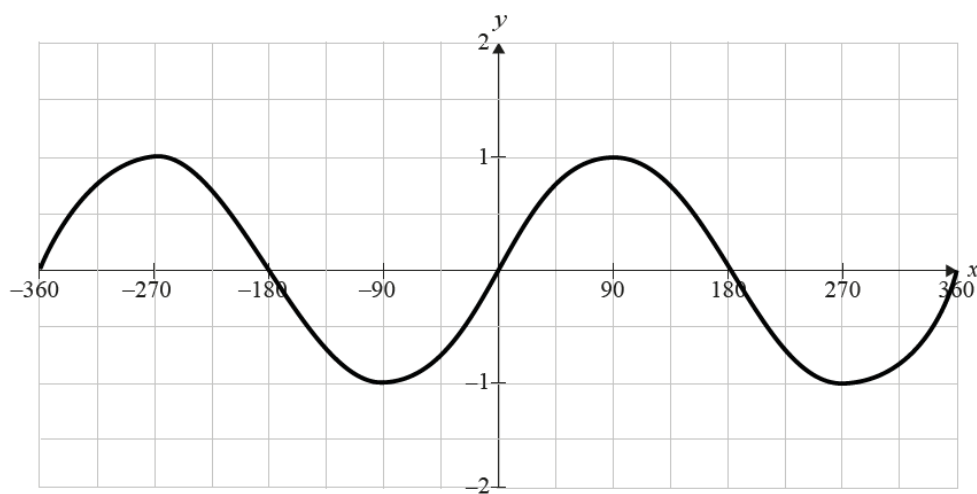


Fig. 2

On Fig. 2, sketch the curve $y = \sin x + 1$.

[2]

Most candidates gave a sketch that showed the same shape and most understood that the graph was a translation of 1 unit up the y -axis.

Question 3 (c) (i)

- (c) A supporting arch for a bridge is given on a coordinate grid where units are in metres. The bridge is symmetric about the line $x = 4$.

The base of the bridge is on supports A and B with coordinates (1, 1) and (7, 1) respectively.

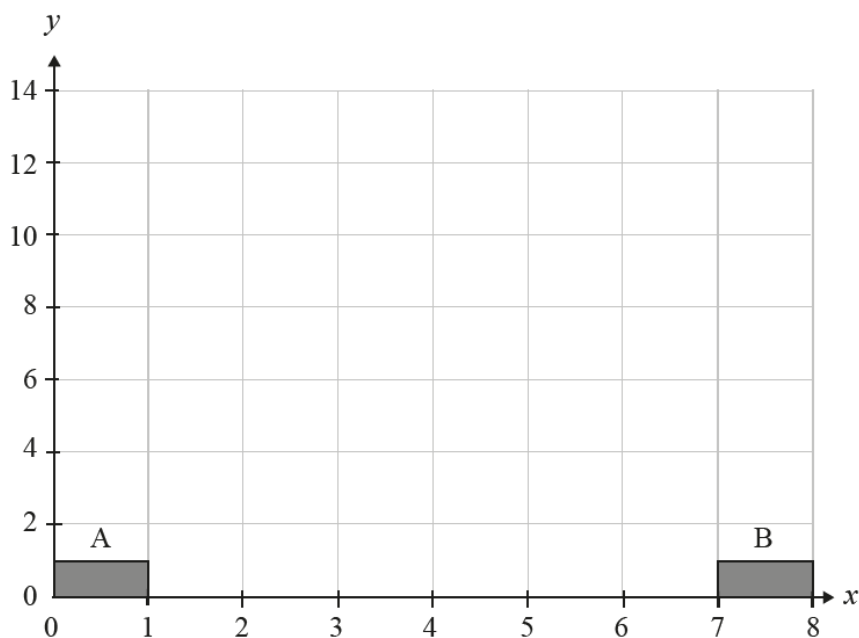


Fig. 3

The arch of the bridge has equation $y = -6 + 8x - x^2$.

- (i) On Fig. 3, sketch the curve $y = -6 + 8x - x^2$.

[3]

This sketch was usually well done, though most candidates plotted the curve.

Question 3 (c) (ii)

- (ii) Give the coordinates of the highest point of the arch.

.....
 [1]

Most candidates were able to see that the highest point was on the line of symmetry, at (4, 10).

Question 4 (a)

4 (a) Write $\log a - 2 \log b$ as a single logarithm.

.....
.....
..... [2]

This topic was often not understood. Standard techniques will be assessed and this question expected understanding of the rules of logarithms – in this case $\log x + \log y = \log xy$ and $n \log x = \log x^n$

Question 4 (b) (i)

(b) The voltage decay in a capacitor can be modelled by the formula $V = 12e^{-\frac{t}{4}}$ where V is the voltage remaining in the capacitor after t seconds.

(i) Calculate the voltage remaining after 5 seconds.

.....
.....
..... [2]

Most candidates were able to substitute $t = 5$ and calculate the correct answer.

Question 4 (b) (ii)

(ii) Calculate the time it takes for the initial voltage to be halved.

.....
.....
.....
.....
..... [3]

Candidates had first to decide what was the initial voltage. Even those that got this wrong were credited for taking logs properly, but this was often not seen. (The point about using logarithms has been made above.)

Question 5 (a)

5 (a) Write down the exact value of $\tan 60^\circ$.

.....
..... [1]

The specification requires candidates to know exact values of the special trigonometrical ratios. A number of candidates did not understand the word "exact".

Key point call out

The word "exact" means that the answer should not be written down from a calculation using the calculator.

Question 5 (b) (i)

(b) An alternating current can be represented by the formula $V = 220\cos t$ where t is measured in degrees.

(i) Find the value of V when $t = 320$.

.....
..... [1]

This was done well.

Question 5 (b) (ii)

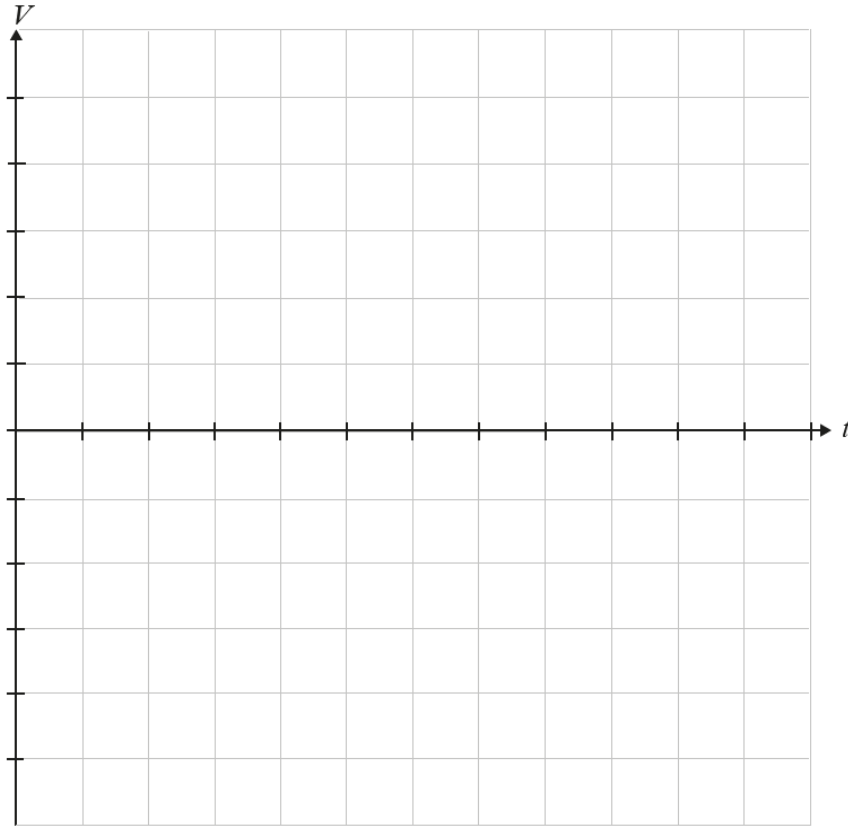
(ii) Find a value for t when $V = 180$.

.....
.....
..... [2]

The reverse substitution was not so well done with a number of candidates not able to find a value for $\cos t$.

Question 5 (b) (iii)

(iii) On the grid below, sketch the graph of $V = 220\cos t$ for $0^\circ \leq t \leq 360^\circ$.



[2]

Candidates first had to decide on scales. While the t axis was correct, a number of candidates did not give a linear scale for the V axis.

Question 5 (c)

(c) A triangular metal plate, ABC, is such that $AB = 6$ cm, $BC = 2$ cm and $AC = 5$ cm.

Find the angle CAB.

.....
.....
.....
.....
..... [3]

The cosine formula is given in the formula book, however, a number of candidates did not write it down correctly. Many started with the square of one side as the subject rather than the cosine of an angle as the subject and sadly this led to errors that could have been avoided.

The most frequent error seen here, as in previous years, was taking $4 = 61 - 60\cos A$ to $4 = 1\cos A$.

Question 6 (i)

6 A curve has equation $y = 2x^3 - 3x^2 - 12x + 4$.

(i) By differentiation, find the coordinates of the turning points of the curve.

.....
.....
.....
.....
.....
.....
.....
..... [5]

Calculus is the topic in this specification that causes the most problems. Many candidates could not differentiate. Those that could did not always obtain the correct quadratic to solve.

Question 6 (ii)

(ii) By differentiating again, determine the nature of the turning point for which $x > 0$.

.....
.....
.....
.....
.....
..... [3]

Differentiating a second time caused few problems for those who could differentiate, but rarely did candidates know what to do with it, many setting the second differential equal to zero.

Question 7 (a) (i)

- 7 (a) A factory uses 3 identical machines in a manufacturing process. It has been found that the probability of a machine failing during the course of a day is 0.2, independent of other machines.

- (i) What is the probability that all the machines are working at the end of the day?

.....
.....
..... [2]

Candidates had to calculate the probability of a machine not failing and then use that with independence to calculate the answer. A good proportion of candidates got this correct.

Question 7 (a) (ii)

- (ii) Find the probability that exactly one machine fails.

.....
.....
.....
..... [3]

Many candidates got this answer correct, but just as many did not remember the coefficient, resulting in one third of the correct answer.

Question 7 (b) (i)

- (b) The thickness of steel bars coming off a production line is measured with a micrometer. The values for 25 bars, given to 2 decimal places, are given in the table below.

Thickness (mm)	9.58	9.59	9.60	9.61	9.62
Frequency	2	4	13	4	2

- (i) Explain how you can tell that the mean value is 9.60 mm without doing any calculations.

.....
 [1]

The word that was required here was symmetry. Some candidates earned the mark by a long winded way of saying the same thing.

Question 7 (b) (ii)

- (ii) Calculate the standard deviation of the data.

.....

 [3]

There are two formulae given in the formula book and each one was used in equal numbers. The main error was in failing to use the frequency. There were 25 items of data and all had to be used to find the standard deviation. A few candidates were able to use their calculator very effectively to give the correct answer.

Copyright information

Any reference to existing companies or organisations is entirely coincidental and is not intended as a depiction of those companies or organisations.

Supporting you

Review of results

If any of your students' results are not as expected, you may wish to consider one of our review of results services. For full information about the options available visit the [OCR website](#).

Supporting you through 2020-2021

Our priority is supporting you and your students as you prepare for summer 2021 exams. We'll update our [website information](#) regularly with resources, guidance and key information.

Take a look at our support for:

- [Teachers](#)
- [Students](#)
- [Exams officers](#)
- [Assessment specialists](#)

Keep up-to-date

We are sending a weekly roundup to tell you about important updates. You can also sign up for your subject specific updates. If you haven't already, [sign up here](#).

OCR Professional Development

Attend one of our popular CPD courses to hear directly from a senior assessor or drop in to a Q&A session. All our courses for the academic year 2020-2021 are being delivered live via an online platform, so you can attend from any location.

Please find details for all our courses on the relevant subject page on our [website](#) or visit [OCR professional development](#).

Signed up for ExamBuilder?

[ExamBuilder](#) is the question builder platform for a range of our GCSE, A Level, Cambridge Nationals, Cambridge Technicals and Functional Skills qualifications. See the full list of available qualifications in the [sign up form](#).

Need to get in touch?

If you ever have any questions about OCR qualifications or services (including administration, logistics and teaching) please feel free to get in touch with our Customer Support Centre.

General qualifications

01223 553998

general.qualifications@ocr.org.uk

Vocational qualifications

02476 851509

vocational.qualifications@ocr.org.uk

For more information visit

 ocr.org.uk/i-want-to/find-resources/

 ocr.org.uk

 [/ocrexams](https://www.facebook.com/ocrexams)

 [/ocrexams](https://twitter.com/ocrexams)

 [/company/ocr](https://www.linkedin.com/company/ocr)

 [/ocrexams](https://www.youtube.com/ocrexams)

We really value your feedback

Click to send us an autogenerated email about this resource. Add comments if you want to. Let us know how we can improve this resource or what else you need. Your email address will not be used or shared for any marketing purposes.



I like this



I dislike this



**Cambridge
Assessment**

OCR is part of Cambridge Assessment, a department of the University of Cambridge.

For staff training purposes and as part of our quality assurance programme your call may be recorded or monitored. © OCR 2021 Oxford Cambridge and RSA Examinations is a Company Limited by Guarantee. Registered in England. Registered office The Triangle Building, Shaftesbury Road, Cambridge, CB2 8EA. Registered company number 3484466. OCR is an exempt charity.

OCR operates academic and vocational qualifications regulated by Ofqual, Qualifications Wales and CCEA as listed in their qualifications registers including A Levels, GCSEs, Cambridge Technicals and Cambridge Nationals.

OCR provides resources to help you deliver our qualifications. These resources do not represent any particular teaching method we expect you to use. We update our resources regularly and aim to make sure content is accurate but please check the OCR website so that you have the most up to date version. OCR cannot be held responsible for any errors or omissions in these resources.

Though we make every effort to check our resources, there may be contradictions between published support and the specification, so it is important that you always use information in the latest specification. We indicate any specification changes within the document itself, change the version number and provide a summary of the changes. If you do notice a discrepancy between the specification and a resource, please [contact us](#).

You can copy and distribute this resource freely if you keep the OCR logo and this small print intact and you acknowledge OCR as the originator of the resource.

OCR acknowledges the use of the following content: N/A

Whether you already offer OCR qualifications, are new to OCR or are thinking about switching, you can request more information using our [Expression of Interest form](#).

Please [get in touch](#) if you want to discuss the accessibility of resources we offer to support you in delivering our qualifications.