

**Friday 17 May 2019 – Morning**

**LEVEL 3 CAMBRIDGE TECHNICAL IN ENGINEERING**

**05822/05823/05824/05825/05873** Unit 2: Science for engineering

**Time allowed: 1 hour 30 minutes**

**C302/1906**



**You must have:**

- the formula booklet for Level 3 Cambridge Technical in Engineering (inserted)
- a ruler (cm/mm)
- a protractor
- a scientific calculator

Please write clearly in black ink.

Centre number

--	--	--	--	--

Candidate number

--	--	--	--

First name(s)

---

Last name

---

Date of Birth

D	D	M	M	Y	Y	Y	Y
---	---	---	---	---	---	---	---

**INSTRUCTIONS**

- Use black ink. You may use an HB pencil for graphs and diagrams.
- Answer **all** the questions.
- Write your answer to each question in the space provided. If additional space is required, you should use the lined page(s) at the end of this booklet. The question number(s) must be clearly shown.
- The acceleration due to gravity is denoted by  $g \text{ m s}^{-2}$ . Unless otherwise instructed, when a numerical value is needed, use  $g = 9.8$ .

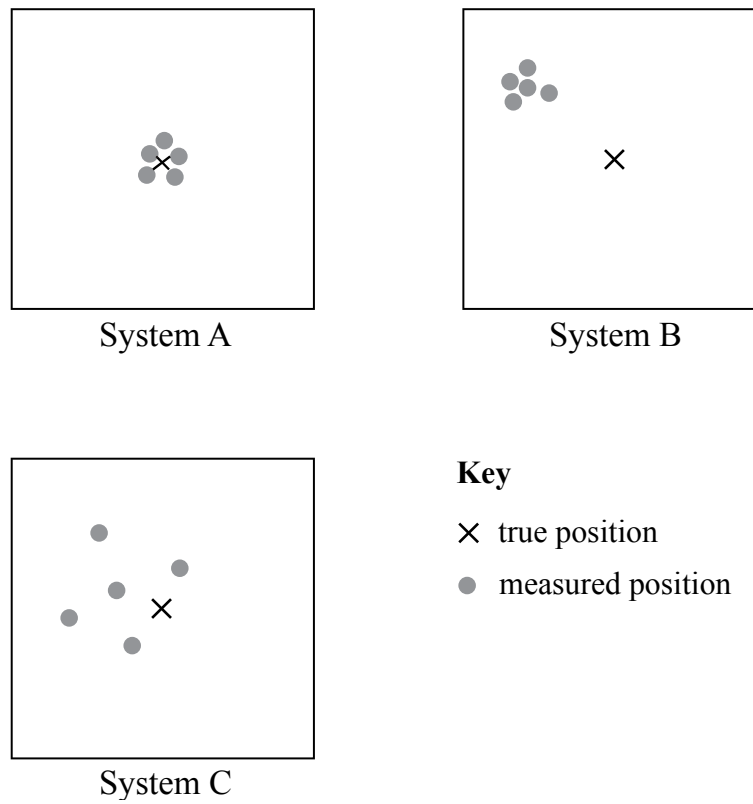
**INFORMATION**

- The total mark for this paper is **60**.
- The marks for each question are shown in brackets [ ].
- Where appropriate, your answers should be supported with working. Marks may be given for a correct method even if the answer is incorrect.
- An answer may receive no marks unless you show sufficient detail of the working to indicate that a correct method is being used.
- Final answers should be given to a degree of accuracy appropriate to the context.
- This document consists of **16** pages.

FOR EXAMINER USE ONLY	
Question No	Mark
1	/6
2	/12
3	/11
4	/10
5	/12
6	/9
<b>Total</b>	<b>/60</b>

Answer **all** the questions.

- 1 (a) Three automatic positioning systems are being tested for quality. The results for each system are shown in Fig. 1.



**Fig. 1**

Put **one** tick (✓) in each row of the table below to indicate the precision of each system.

System	Precision	
	Precise	Imprecise
<b>A</b>		
<b>B</b>		
<b>C</b>		

[3]

(b) Complete the statements below. Use the format  $10^x$ , the first one has been done for you.

1 kilowatt is equal to ..... $10^3$ ..... W

1 metre is equal to ..... mm

1 gram is equal to ..... Mg

1 litre is equal to .....  $\text{mm}^3$

[3]

- 2 (a) Fig. 2 shows the cross section of a metal bar of diameter  $d = 40 \text{ mm}$  which is subjected to a moment about its centre,  $M = 120 \text{ N m}$ .

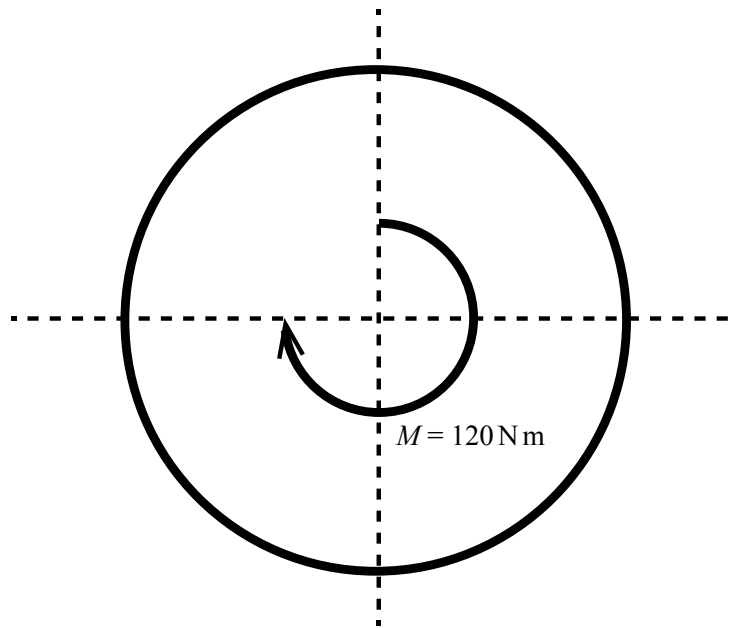


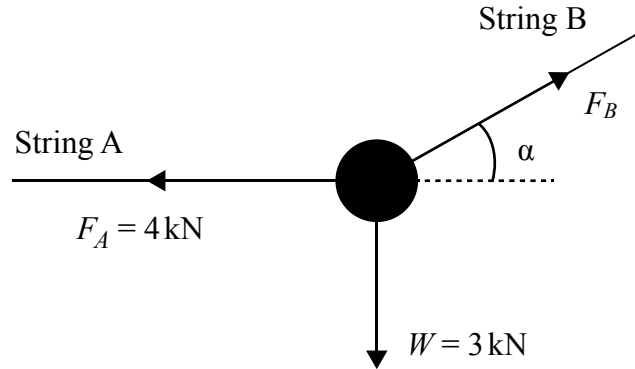
Fig. 2

- (i) Calculate the magnitude of the couple needed to act on the surface of the bar to maintain equilibrium.

Magnitude of couple = ..... N [2]

- (ii) Add arrows to Fig. 2 to show the direction of the couple. [2]

- (b) Fig. 3 shows an object suspended in equilibrium from two strings.  
 String A is horizontal and string B is at an angle  $\alpha$  to the horizontal axis.  
 String A and string B are in the same vertical plane.  
 The weight of the object  $W = 3 \text{ kN}$  and the horizontal force  $F_A = 4 \text{ kN}$ .



**Fig. 3**

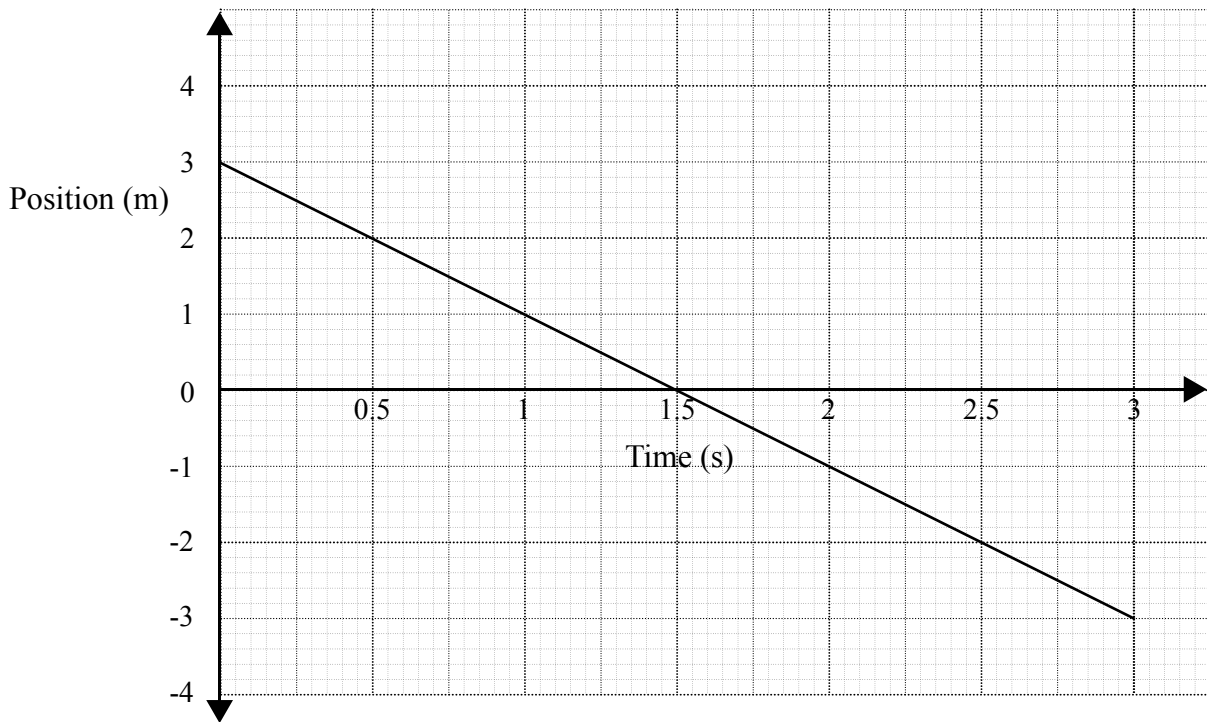
- (i) Calculate the magnitude of the force acting along string B,  $F_B$ .

$$F_B = \dots\dots\dots \text{ kN [2]}$$

- (ii) Determine the angle  $\alpha$  between the  $F_B$  and the horizontal axis.

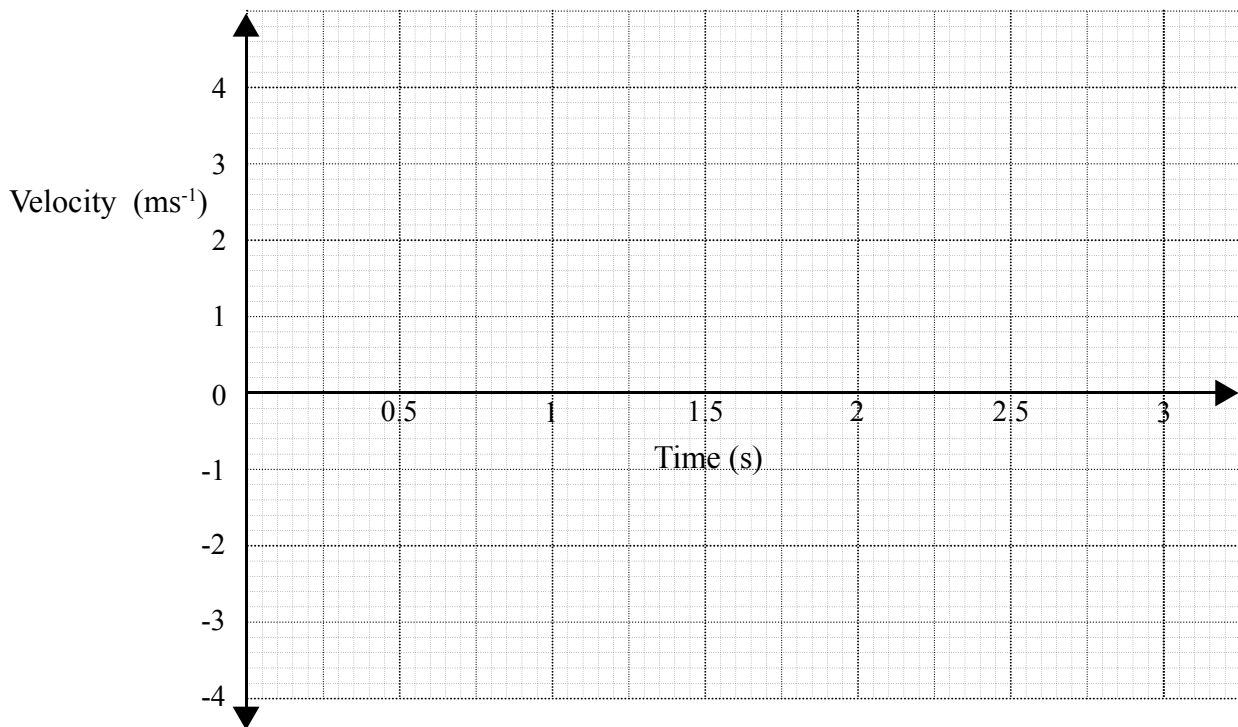
$$\alpha = \dots\dots\dots^\circ \text{ [1]}$$

- (c) Fig. 4 shows the position of an object as it varies with time while moving along a horizontal plane.



**Fig. 4**

- (i) On the grid below draw the corresponding velocity-time graph for the movement shown in Fig. 4.



[2]

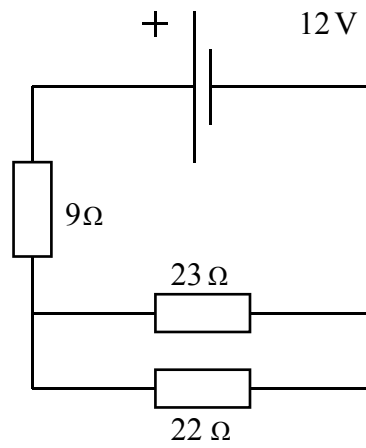
(ii) State and explain the magnitude of acceleration.

.....  
..... [1]

(iii) A horizontal force acting on the object of 5 kN causes the movement shown in Fig. 4.  
Calculate the work done by the force on the object.  
Include a unit in your answer.

Work done = ..... [2]

3 (a) Fig. 5 shows a resistor circuit.



**Fig. 5**

(i) Show that the total equivalent resistance is approximately  $20\ \Omega$ .

[3]

(ii) Calculate the current  $I$  through the circuit when the supply is 12 V.

$I = \dots\dots\dots$  A [2]



(b) A capacitor of capacitance  $C = 12 \text{ mF}$ , is fully charged by applying a potential difference  $V_0 = 9.0 \text{ V}$ .

(i) Calculate the total energy stored by the capacitor.

Energy stored = ..... J [2]

The fully charged capacitor is then placed in the RC circuit shown in Fig. 6.

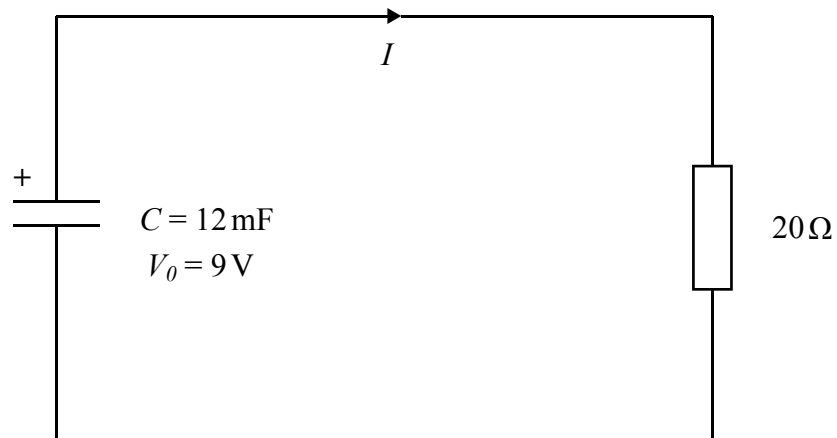


Fig. 6

(ii) Calculate the time constant,  $\tau$  for the circuit in Fig. 6.

$\tau = \dots\dots\dots$  s [2]

(iii) Calculate the potential difference across the capacitor at time  $t = 0.4 \text{ s}$ .

The initial potential difference  $V_0 = 9.0 \text{ V}$ .

$V_{0.4} = \dots\dots\dots$  V [2]

- 4 (a) Fig. 7 shows the stress-strain curve of a metallic material.

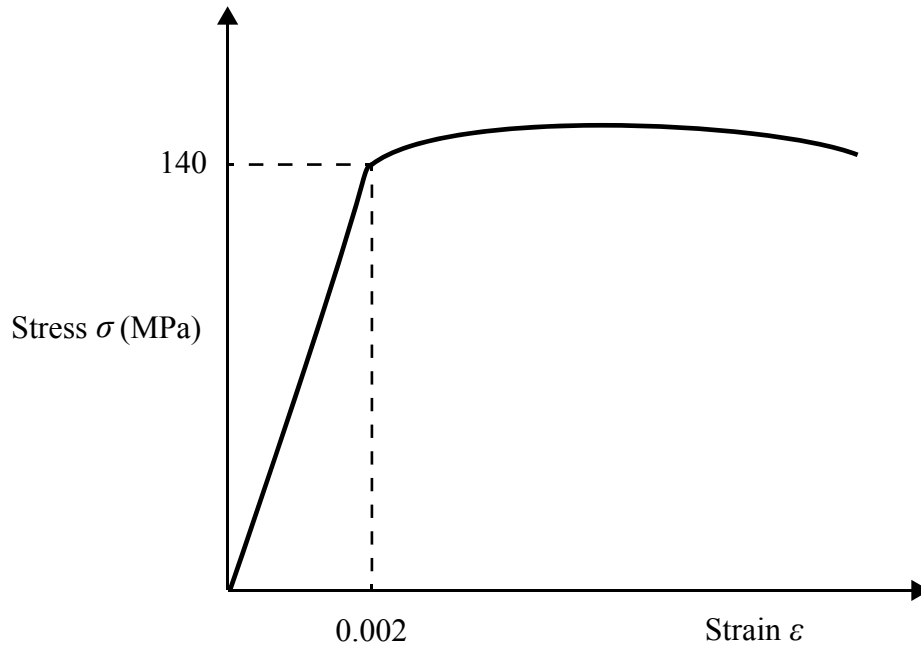


Fig. 7

- (i) Calculate the Young's modulus of the material.

Young's modulus = ..... MPa [2]

- (ii) Draw a cross (X) on Fig. 7 to show the ultimate tensile strength of the metallic material.

[1]

- (iii) Metallic materials undergo two types of deformation, both of which are shown in Fig. 7.

State the two types of deformation and explain the key difference between them on both a macroscopic and microscopic level.

.....

.....

.....

.....

.....

.....

.....

.....

.....

..... [4]

- (b) Place a tick (✓) against the statement in the table below that describes non-destructive testing.

Statement	Tick (✓)
A component is tested for any internal flaws or cracks using ultrasonic waves.	
A tensile test is performed on a specimen of a material to find its strain at failure.	

[1]

- (c) A vehicle body panel must withstand repeated vibration loading during the life cycle of a car.

It must also be resistant to scratches and abrasions.

State the material properties associated with these requirements.

Repeated vibration: .....

Resistant to scratches and abrasions: .....

[2]

5 (a) Define viscosity of a fluid.

.....  
 ..... [1]

(b) Fig. 8 shows a plate submerged in a container filled with ethanol.

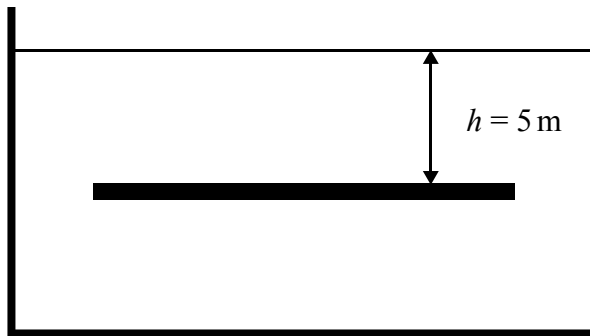


Fig. 8

(i) Draw arrows on Fig. 9 below to show the pressure acting on the plate.



Fig. 9

[2]

(ii) Calculate the force exerted by the ethanol on the top surface of the plate.

Density of ethanol  $\rho_{ethanol} = 790 \text{ kg m}^{-3}$ .

The top surface area of the plate is  $15 \text{ m}^2$ .

Force = ..... N [3]

(iii) Calculate the absolute pressure exerted on the plate.

Atmospheric pressure is 101 kPa.

Absolute pressure = ..... Pa [2]

(iv) The upthrust force acting on the submerged plate is 22 kN.

Calculate the thickness of the plate. Include a unit in your answer.

Thickness = ..... [4]

- 6 (a) A gas in an insulated container has the following properties.

$$P_1 = 250 \text{ kPa,}$$

$$T_1 = 300 \text{ K,}$$

$$V_1 = 0.13 \text{ m}^3.$$

- (i) Calculate the pressure of the gas if the volume decreases to  $V_2 = 0.07 \text{ m}^3$  and the temperature rises to  $T_2 = 305 \text{ K}$ .

Pressure = ..... kPa [3]

- (ii) Calculate the number of moles in the container.

The ideal gas constant  $R_{gas} = 8.3 \text{ J mol}^{-1} \text{ K}^{-1}$ .

Number of moles = ..... moles [3]

- (b) (i) Explain what is meant by the 'internal energy' of a system.

.....  
 .....  
 ..... [2]

- (ii) State the physical significance of absolute zero on the Kelvin scale.

.....  
 ..... [1]

**END OF QUESTION PAPER**

**ADDITIONAL ANSWER SPACE**

If additional answer space is required, you should use the following lined page(s). The question number(s) must be clearly shown – for example 1(a) or 2(a)(i).

A large rectangular area with a solid vertical line on the left side and horizontal dotted lines across the page, providing space for writing answers.

---

# OCR

Oxford Cambridge and RSA

**Copyright Information:**

OCR is committed to seeking permission to reproduce all third-party content that it uses in its assessment materials. OCR has attempted to identify and contact all copyright holders whose work is used in this paper. To avoid the issue of disclosure of answer-related information to candidates, all copyright acknowledgements are reproduced in the OCR Copyright Acknowledgements Booklet. This is produced for each series of examinations and is freely available to download from our public website ([www.ocr.org.uk](http://www.ocr.org.uk)) after the live examination series.

If OCR has unwittingly failed to correctly acknowledge or clear any third-party content in this assessment material OCR will be happy to correct its mistake at the earliest possible opportunity.

For queries or further information please contact the Copyright Team, OCR (Oxford Cambridge and RSA Examinations), The Triangle Building, Shaftesbury Road, Cambridge CB2 8EA.

OCR is part of the Cambridge Assessment Group. Cambridge Assessment is the brand name of University of Cambridge Local Examinations Syndicate (UCLES), which is itself a department of the University of Cambridge.