



Cambridge International Examinations
Cambridge Pre-U Certificate

CANDIDATE
NAME

CENTRE
NUMBER

--	--	--	--	--

CANDIDATE
NUMBER

--	--	--	--



PHYSICS (PRINCIPAL)

9792/02

Paper 2 Written Paper

For Examination from 2016

SPECIMEN PAPER

2 hours

Candidates answer on the Question Paper.

Additional Materials: Insert

READ THESE INSTRUCTIONS FIRST

Write your Centre number, candidate number and name in the spaces at the top of this page.

Write in dark blue or black pen.

You may use an HB pencil for any diagrams, graphs or rough working.

Do not use staples, paper clips, glue or correction fluid.

DO NOT WRITE IN ANY BARCODES.

Section 1

Answer **all** questions.

You are advised to spend about 1 hour 30 minutes on this section.

Section 2

Answer the **one** question.

You are advised to spend about 30 minutes on this section.

The question is based on the material in the Insert.

The Insert is a copy of the pre-released material.

You may lose marks if you do not show your working or if you do not use appropriate units.

The number of marks is given in brackets [] at the end of each question or part question.

Electronic calculators may be used.

The syllabus is approved for use in England, Wales and Northern Ireland as a Cambridge International Level 3 Pre-U Certificate.

This document consists of **20** printed pages, **2** blank pages and **1** Insert.

Data

gravitational field strength close to Earth's surface	$g = 9.81 \text{ N kg}^{-1}$
elementary charge	$e = 1.60 \times 10^{-19} \text{ C}$
speed of light in vacuum	$c = 3.00 \times 10^8 \text{ m s}^{-1}$
Planck constant	$h = 6.63 \times 10^{-34} \text{ J s}$
permittivity of free space	$\epsilon_0 = 8.85 \times 10^{-12} \text{ F m}^{-1}$
gravitational constant	$G = 6.67 \times 10^{-11} \text{ N m}^2 \text{ kg}^{-2}$
electron mass	$m_e = 9.11 \times 10^{-31} \text{ kg}$
proton mass	$m_p = 1.67 \times 10^{-27} \text{ kg}$
unified atomic mass constant	$u = 1.66 \times 10^{-27} \text{ kg}$
molar gas constant	$R = 8.31 \text{ J K}^{-1} \text{ mol}^{-1}$
Avogadro constant	$N_A = 6.02 \times 10^{23} \text{ mol}^{-1}$
Boltzmann constant	$k = 1.38 \times 10^{-23} \text{ J K}^{-1}$
Stefan-Boltzmann constant	$\sigma = 5.67 \times 10^{-8} \text{ W m}^{-2} \text{ K}^{-4}$

Formulae

uniformly accelerated motion	$s = ut + \frac{1}{2}at^2$	change of state	$\Delta E = mL$
	$v^2 = u^2 + 2as$	refraction	$n = \frac{\sin\theta_1}{\sin\theta_2}$
	$s = \left(\frac{u+v}{2}\right)t$		$n = \frac{v_1}{v_2}$
heating	$\Delta E = mc\Delta\theta$		

diffraction		electromagnetic induction	$E = -\frac{d(N\Phi)}{dt}$
single slit, minima	$n\lambda = b\sin\theta$	Hall effect	$V = Bvd$
grating, maxima	$n\lambda = d\sin\theta$	time dilation	$t' = \frac{t}{\sqrt{1-\frac{v^2}{c^2}}}$
double slit interference	$\lambda = \frac{ax}{D}$	length contraction	$l' = l\sqrt{1-\frac{v^2}{c^2}}$
Rayleigh criterion	$\theta \approx \frac{\lambda}{b}$	kinetic theory	$\frac{1}{2}m\langle c^2 \rangle = \frac{3}{2}kT$
photon energy	$E = hf$	work done on/by a gas	$W = p\Delta V$
de Broglie wavelength	$\lambda = \frac{h}{p}$	radioactive decay	$\frac{dN}{dt} = -\lambda N$ $N = N_0 e^{-\lambda t}$ $t_{\frac{1}{2}} = \frac{\ln 2}{\lambda}$
simple harmonic motion	$x = A \cos \omega t$ $v = -A\omega \sin \omega t$ $a = -A\omega^2 \cos \omega t$ $F = -m\omega^2 x$ $E = \frac{1}{2}mA^2\omega^2$	attenuation losses	$I = I_0 e^{-\mu x}$
energy stored in a capacitor	$W = \frac{1}{2}QV$	mass-energy equivalence	$\Delta E = c^2\Delta m$
capacitor discharge	$Q = Q_0 e^{-\frac{t}{RC}}$	hydrogen energy levels	$E_n = \frac{-13.6 \text{ eV}}{n^2}$
electric force	$F = \frac{Q_1 Q_2}{4\pi\epsilon_0 r^2}$	Heisenberg uncertainty principle	$\Delta p \Delta x \geq \frac{h}{2\pi}$
electrostatic potential energy	$W = \frac{Q_1 Q_2}{4\pi\epsilon_0 r}$	Wien's displacement law	$\lambda_{\max} \propto \frac{1}{T}$
gravitational force	$F = -\frac{Gm_1 m_2}{r^2}$	Stefan's law	$L = 4\pi\sigma r^2 T^4$
gravitational potential energy	$E = -\frac{Gm_1 m_2}{r}$	electromagnetic radiation from a moving source	$\frac{\Delta\lambda}{\lambda} \approx \frac{\Delta f}{f} \approx \frac{v}{c}$
magnetic force	$F = BIl \sin\theta$ $F = BQv \sin\theta$		

Section 1

You are advised to spend about 1 hour and 30 minutes answering this section.

1 (a) (i) State the difference between a vector and a scalar quantity.

.....
.....
..... [1]

(ii) Give two examples of each.

scalar	vector	
1.	1.	
2.	2.	[2]

(b) (i) Fig. 1.1 represents three vectors A, B and C.

Draw a sketch diagram in the space to the right of Fig. 1.1, to represent a vector D as the sum of the three vectors A, B and C.

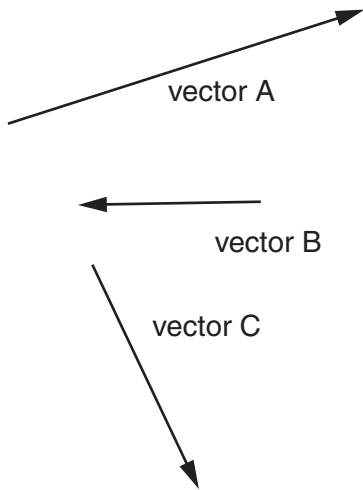


Fig. 1.1

[2]

(ii) Fig. 1.2 represents a vector E of magnitude 37 units.

Calculate the magnitudes of the components of vector E in the x-direction and in the y-direction.

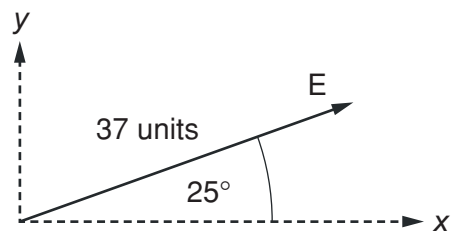


Fig. 1.2 (not to scale)

component in x-direction = units

component in y-direction = units [2]

[Total: 7]

- 2 (a) From the definition of work done, show that power = force \times velocity.

.....

 [2]

- (b) A car of mass 850 kg travelling at a constant speed of 12.0 ms^{-1} has a power output of 1800 W.

Determine

- (i) the driving force,

driving force = N [1]

- (ii) the total resistive force on the car.

resistive force = N [1]

- (c) The car in (b) accelerates from 12.0 ms^{-1} with an initial acceleration of 2.50 ms^{-2} .

Calculate

- (i) the rate of change of momentum of the car,

rate of change of momentum kg ms^{-2} [2]

(ii) the new driving force.

new driving force = N [1]

(d) After accelerating, the car in (c) reaches a constant speed of 36.0 m s^{-1} . The resistive force on the car is proportional to its speed squared.

Calculate

(i) the new resistive force on the car at 36.0 m s^{-1} ,

resistive force = N [2]

(ii) the new power output.

power output = W [1]

[Total: 10]

- 3 Fig. 3.1 is a diagram of a domestic electrical circuit. The circuit allows many electrical components to be individually switched on or off. The supply voltage is 240 V.

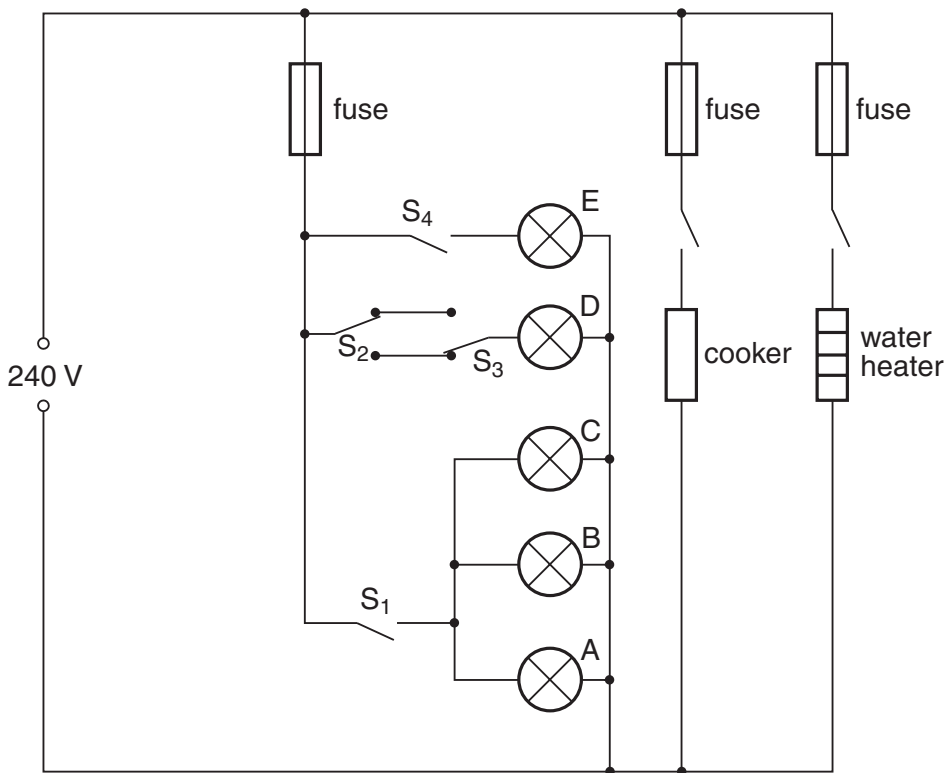


Fig. 3.1

- (a) (i) The water heater has a resistance of 20Ω . Calculate the power of the water heater.

power = W [3]

- (ii) Calculate the time it will take the water heater to raise the temperature of 33 kg of water from 20°C to 60°C , assuming no heat loss. The specific heat capacity of water is $4200\text{Jkg}^{-1}\text{C}^{-1}$.

time = s [2]

- (b) (i) State the effect of closing switch S_1 .

..... [1]

(ii) Explain how switches S_2 and S_3 control lamp D.

.....

 [2]

(iii) Calculate the resistance of lamp E, which is rated 10 W.

resistance = Ω [2]

(c) All the electrical sockets in a house are connected to a circuit called a ring main. The circuit is connected between P and Q to the 240 V supply as shown in Fig. 3.2.

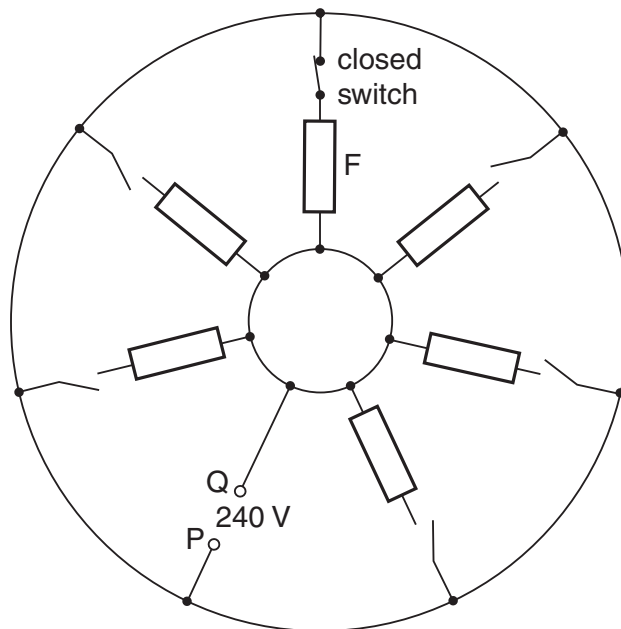


Fig. 3.2

(i) All the switches are open except the one to a computer at F, which is closed as shown. Draw arrows on Fig. 3.2 to show the paths of the current when the computer is in use at an instant in time when P is positive. [2]

(ii) Suggest two advantages of using a ring main.

1.

 2.
 [2]

[Total: 14]

4 (a) Describe the basic difference between the following terms. You may use diagrams to illustrate your answers.

(i) a *transverse* wave and a *longitudinal* wave

.....
..... [2]

(ii) a *polarised* wave and a *non-polarised* wave

.....
..... [2]

(iii) a *standing* wave and a *progressive* wave

.....
..... [3]

- (b) (i) The light from a sodium lamp is analysed using an instrument containing a diffraction grating. The diffraction grating has 500 lines per millimetre. A spectral line in the second order spectrum is at an angle of 36.09° .

Use the equation $n\lambda = d\sin\theta$ to calculate the wavelength of the light causing this spectral line.

wavelength = m [3]

- (ii) There is another second order spectral line at 36.13° .
Calculate the wavelength of the light causing this line.

wavelength = m [1]

- (iii) The spectral lines are viewed using a lens of aperture b .

Use the Rayleigh criterion to find the approximate minimum size of the aperture that is able to resolve the two spectral lines.

minimum size = m [3]

[Total: 14]

- 5 (a) In a fission process a neutron collides with a uranium-235 nucleus and causes a nuclear reaction summarised by the following equation.



- (i) Give the numerical values of P, Q and R.

P =

Q =

R =

[2]

- (ii) State the feature of this equation that indicates that a chain reaction may be possible.

.....

..... [1]

- (b) A strontium-90 nucleus emits a β^- particle and decays to yttrium (Y). The decay has a half-life of 28 years.

- (i) Write the nuclear transformation equation for the emission of the β^- particle.

[2]

- (ii) State the number of electrons in a neutral atom of yttrium.

number = [1]

- (iii) In a laboratory source of strontium-90, the number of atoms present in the year 2012 was 2.36×10^{13} .

Calculate the number of strontium atoms that will be present in the source in the year 2124 (112 years later).

number = [3]

[Total: 9]

6 (a) The equation $hf = \phi + \frac{1}{2}mv_{\max}^2$ is used in the theory of the photoelectric effect.

Describe the photoelectric effect and explain what the three terms in the equation represent.

.....
.....
.....
.....
.....
.....
.....
.....
.....
.....
.....
.....
.....
.....
.....
.....
.....
.....
.....
.....
..... [6]

(b) Describe an experiment used to determine v_{\max} in the equation in (a). You should include a diagram showing the arrangement and electrical circuit.

.....
.....
.....
.....
.....
.....
.....
.....
.....
.....
.....
.....
.....
.....
.....
.....
.....
.....
.....
..... [4]

(c) The photoelectric effect was important in the development of a photon theory of electromagnetic radiation.

(i) State one observation of the photoelectric effect that cannot be explained using the wave model.

.....
.....
..... [1]

(ii) Explain how the **wave** model fails to account for this observation.

.....
.....
..... [1]

(iii) Explain how the **photon** model can account for this observation.

.....
.....
..... [1]

[Total: 13]

7. A uniform block of rectangular cross-section is at rest on a rough ramp as shown in Fig. 7.1.

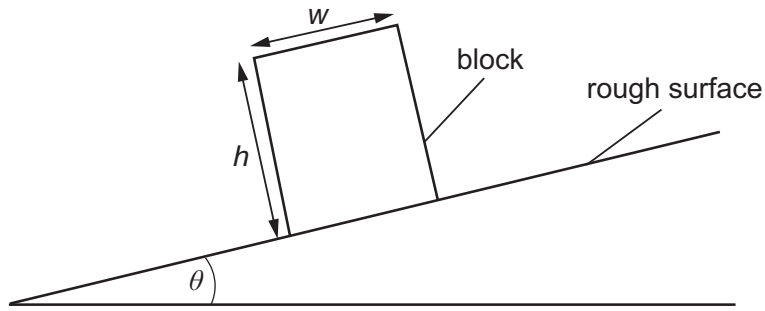


Fig. 7.1 (not to scale)

- mass of block = 2.80 kg
- width w of block = 10.0 cm
- height h of block = 15.0 cm
- coefficient of static friction between block and ramp $\mu_s = 0.600$
- coefficient of kinetic friction between block and ramp $\mu_k = 0.550$

The right-hand end of the ramp is slowly raised increasing θ . Eventually, the block moves.

Use the data to predict whether the block will topple or slide as the ramp is raised. Support your answer with appropriate explanations and calculations.

.....

.....

.....

.....

.....

.....

.....

.....

.....

.....

..... [8]

[Total: 8]

End Of Section 1

Section 2

You are advised to spend about 30 minutes answering this section.
The questions in this section may refer to the pre-released material
provided as an Insert to this paper.

Your answers should, where possible, make use of any relevant Physics.

- 8 (a) Fig. 8.1 shows how the current I in an a.c. transmission line varies with time t .

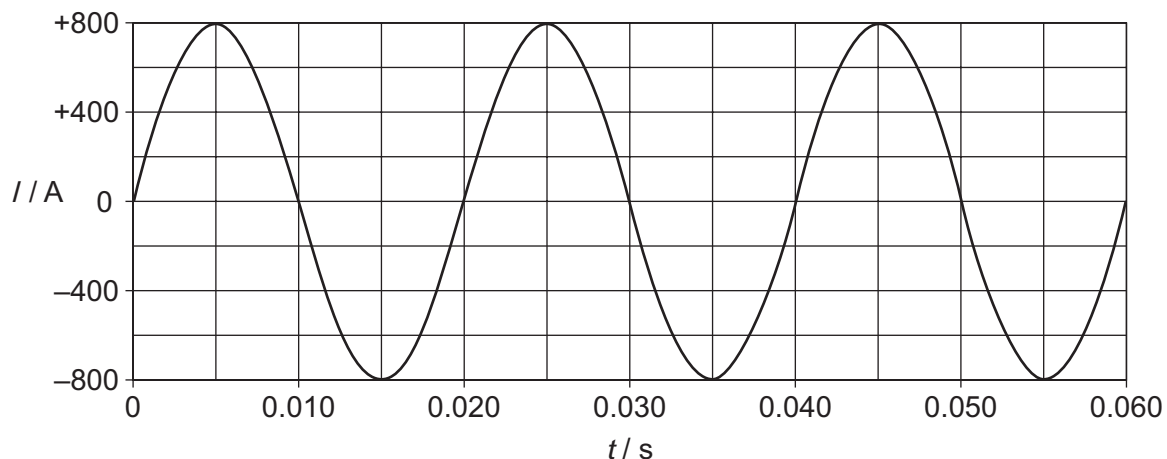


Fig. 8.1

Fig. 8.2 shows how the voltage V across the transmission line varies with time t .

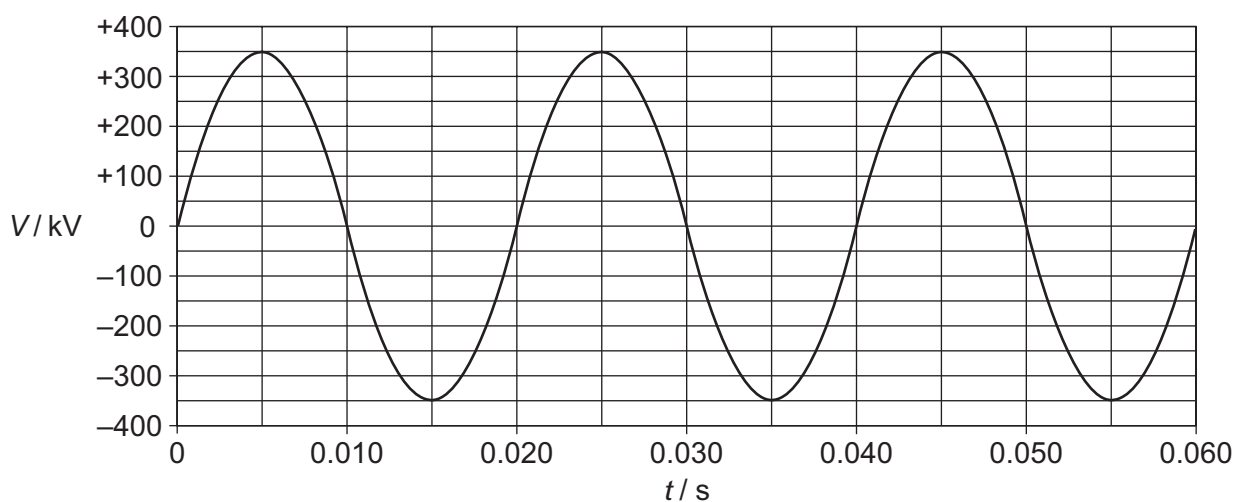


Fig. 8.2

- (i) 1. State the peak value of the current in the wire.

peak value of current = A [1]

2. State the peak value, in volts, of the voltage across the wire.

peak value of voltage = V [1]

(ii) Determine the power delivered by the transmission line at

1. $t = 0.015\text{ s}$,

power = W

2. $t = 0.030\text{ s}$.

power = W
[2]

(iii) Using information from (a)(ii) and Fig. E1.1 in Extract 1 of the Insert, sketch a graph on the axes of Fig. 8.3 to show how the power P delivered by the transmission line varies with time. [3]

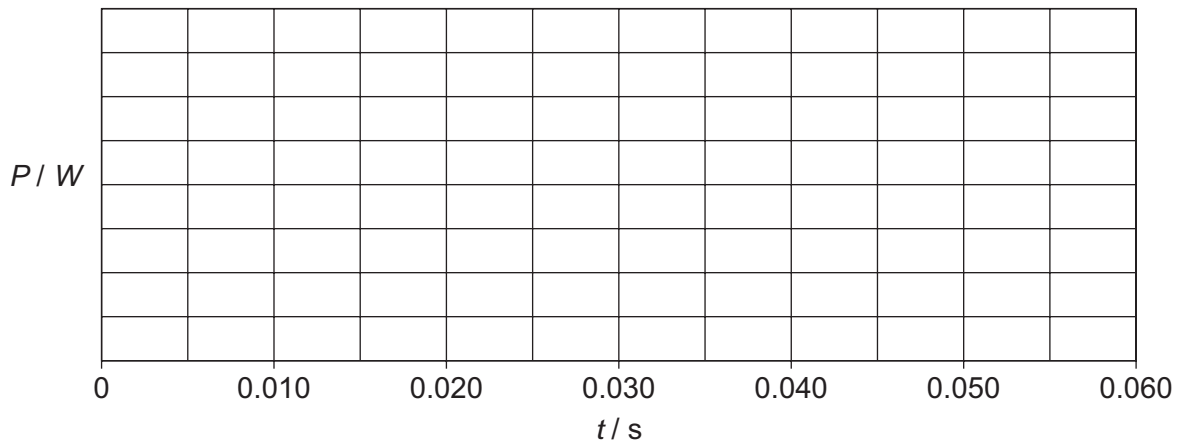


Fig. 8.3

(iv) It is suggested that this transmission line is used in a high voltage direct current (HVDC) transmission system delivering a current of 800 A at a constant voltage of 350 kV.

Draw a line on Fig. 8.3 to show the power that would be delivered by this HVDC line as time varies. [2]

(v) Explain how the graph you drew on Fig. 8.3 shows that the average power delivered by the HDVC transmission line would be much greater than that delivered by the line when transmitting a.c.

.....

 [2]

(b) A cylindrical copper wire in the transmission system has a diameter of 3.00 cm and a length of 580 km. There is an a.c. of frequency 50.0 Hz in the wire.

- (i)** Use information from Extract 4 of the Insert to calculate the skin effect depth for the wire when it carries this current.

skin effect depth = m [1]

- (ii)** Assume that when there is an alternating current in the cylindrical copper wire, the current flows only in the region between the surface of the wire and a depth equal to the skin effect depth and there is no current at the centre of the cylindrical wire.

Use the value from **(b)(i)** to calculate the cross-sectional area of the region of the wire in which this current flows.

cross-sectional area = m² [2]

- (iii)** The resistivity of copper is $1.72 \times 10^{-8} \Omega\text{m}$. Calculate the resistance of the wire for this current.

resistance = Ω [2]

- (iv)** The peak value of the a.c. in the wire is 800 A. Calculate the maximum rate at which heat (thermal energy) is generated in the wire. Express the answer in megawatts.

heat (thermal energy) = MW [2]

- (c) An undersea transmission cable consists of two parallel, metal conductors separated by an insulator. This arrangement is similar to a parallel-plate capacitor and so the undersea cable has a capacitance which can be determined.

Fig. 8.4 shows a capacitor of capacitance C connected directly to an alternating voltage supply of peak value V_0 and of frequency f .

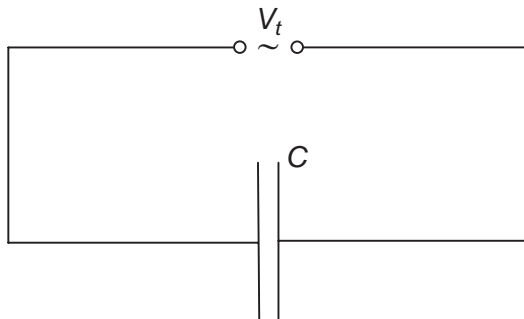


Fig. 8.4

- (i) State an expression for the charge Q_t stored on the capacitor at time t .

.....
[1]

- (ii) Explain why there is a current in the circuit in Fig. 8.4.

.....
[1]

- (iii) The current I_t in the circuit is given by the expression

$$I_t = 2\pi f C V_0 \cos(2\pi f t).$$

1. Suggest why the peak current in the circuit depends on the frequency of the a.c. supply.

.....
[1]

2. Determine an expression for the capacitive reactance for the circuit in Fig. 8.4 and give its unit.

.....

[1]

3. An undersea transmission cable of length 200 km, has a capacitance per unit length of $7.00 \times 10^{-7} \text{ F km}^{-1}$. The cable is tested by being connected to an alternating voltage of peak voltage 350 kV and of frequency 50.0 Hz. There are no connections at the other end of the cable. The resistance of the cable is negligible.

Calculate the peak value of the current in the transmission cable.

peak value of current =A [2]

- (iv) Suggest one disadvantage of transmitting an alternating voltage using an undersea cable that has a large capacitance.

.....
.....[1]

[Total: 25]

END OF SECTION 2

BLANK PAGE

Copyright Acknowledgements:

Extract 1	© http://www.practicalphysics.org/go/Guidance_107.html .
Extract 2	© http://www.abb.com/industries/us/9AAC30300393.aspx .
Extract 3	© http://en.wikipedia.org/wiki/High-voltage_direct_current .
Extract 4	© http://www.calculatoredge.com/electronics.skin%20effect.htm .
Extract 5	© http://en.wikipedia.org/wiki/High-voltage_direct_current .
Extract 6	© http://www.dciinsulator.com/shownews.asp?id=155

Permission to reproduce items where third-party owned material protected by copyright is included has been sought and cleared where possible. Every reasonable effort has been made by the publisher (UCLES) to trace copyright holders, but if any items requiring clearance have unwittingly been included, the publisher will be pleased to make amends at the earliest possible opportunity.

Cambridge International Examinations is part of the Cambridge Assessment Group. Cambridge Assessment is the brand name of University of Cambridge Local Examinations Syndicate (UCLES), which is itself a department of the University of Cambridge.