



UNIVERSITY OF CAMBRIDGE INTERNATIONAL EXAMINATIONS  
 Cambridge International Level 3 Pre-U Certificate  
 Principal Subject


CANDIDATE  
NAME

CENTRE  
NUMBER

--	--	--	--	--

CANDIDATE  
NUMBER

--	--	--	--



**CHEMISTRY**

Paper 4 Practical

**9791/04**

**May/June 2013**

**2 hours**

Candidates answer on the Question Paper.

Additional Materials: As listed in the Confidential Instructions  
 Data Booklet

**READ THESE INSTRUCTIONS FIRST**

Write your Centre number, candidate number and name on all the work you hand in.  
 Give details of the practical session and laboratory where appropriate, in the boxes provided.  
 Write in dark blue or black pen.  
 You may use a soft pencil for any diagrams, graphs or rough working.  
 Do not use staples, paper clips, highlighters, glue or correction fluid.  
**DO NOT WRITE IN ANY BARCODES.**

Answer **all** questions.  
 Electronic calculators may be used.  
 You may lose marks if you do not show your working or if you do not use appropriate units.  
 A Data Booklet is provided.

At the end of the examination, fasten all your work securely together.  
 The number of marks is given in brackets [ ] at the end of each question or part question.

<b>Session</b>
<b>Laboratory</b>



For Examiner's Use	
1	
2	
3	
<b>Total</b>	

This document consists of **11** printed pages and **1** blank page.



- 1 In this experiment you will determine the relative proportions of sodium carbonate and sodium hydrogencarbonate in a mixture. You will first make up a solution from a mixture of the salts and then titrate this solution using hydrochloric acid.

For  
Examiner's  
Use



The following reagents are provided.

**FA 1** is a mixture of anhydrous sodium carbonate,  $\text{Na}_2\text{CO}_3$ , and sodium hydrogencarbonate,  $\text{NaHCO}_3$ .

**FA 2** is  $0.200 \text{ mol dm}^{-3}$  hydrochloric acid,  $\text{HCl}$ .

methyl orange indicator

### (a) Method

**Before starting any practical work, read through all the instructions and prepare suitable tables for your results in the spaces provided.**

#### Preparing the solution

1. Weigh the weighing bottle containing **FA 1**.
2. Tip the contents of the weighing bottle into a  $250 \text{ cm}^3$  beaker.
3. Reweigh the weighing bottle.
4. Add approximately  $150 \text{ cm}^3$  of distilled water to the beaker and stir until the mixture of salts has dissolved.
5. Transfer the contents carefully into the  $250 \text{ cm}^3$  volumetric flask.
6. Rinse the beaker with a little distilled water and add these washings to the volumetric flask.
7. Fill the volumetric flask to the line with distilled water. Stopper the flask and invert several times to ensure thorough mixing.

Record in the space below both weighings and the mass of **FA 1** added.

**Titration**For  
Examiner's  
Use

8. Fill a burette with the hydrochloric acid, **FA 2**.
9. Use a pipette to transfer  $25.00\text{ cm}^3$  of the solution from the volumetric flask into a conical flask.
10. Add 5 drops of methyl orange indicator to the conical flask.
11. Titrate the solution in the conical flask with **FA 2**.
12. Repeat the titration as many times as you feel are necessary to obtain consistent results.
13. Record your results in a suitable form in the space below.

I	
II	
III	
IV	
V	
VI	
VII	
VIII	

[8]

- (b) From your titration results obtain a volume of **FA 2** to be used in the following calculations. Show clearly how you obtained this value.

$25.00\text{ cm}^3$  of the solution of **FA 1** required .....  $\text{cm}^3$  of **FA 2**.  
[2]

- (c) By performing the following calculations you will determine the mass of sodium hydrogencarbonate present in **FA 1**.

For  
Examiner's  
Use

**You must show your working.**

- (i) Calculate the amount, in mol, of hydrochloric acid present in the volume of **FA 2** calculated in (b).

..... mol

- (ii) Calculate the amount, in mol, of hydrochloric acid that would have reacted with the total mass of **FA 1**.

..... mol

- (iii) Use your answer to (c)(ii) and the following expression to calculate the mass of sodium hydrogencarbonate in **FA 1**.

$$2\left(\frac{M - m}{106}\right) + \frac{m}{84} = \text{answer to (c)(ii)}$$

where

M = the mass of **FA 1**

m = the mass of sodium hydrogencarbonate

I	
II	
III	

the mass of sodium hydrogencarbonate in **FA 1** = ..... g  
[3]

[Total: 13]

**Question 2 begins on page 6.**

- 2 Another way to analyse a mixture of sodium carbonate and sodium hydrogencarbonate is to measure the temperature change that occurs when a known mass of the mixture is added to acid.

For  
Examiner's  
Use

**FA 3** is a mixture of anhydrous sodium carbonate,  $\text{Na}_2\text{CO}_3$ , and sodium hydrogencarbonate,  $\text{NaHCO}_3$ . This mixture is **not** the same as **FA 1**.

**FA 4** is  $2.00 \text{ mol dm}^{-3}$  hydrochloric acid,  $\text{HCl}$ .

**(a) Method**

**Before starting any practical work, read through all the instructions and prepare a suitable table for your results in the space provided.**

1. Support a plastic cup in a  $250 \text{ cm}^3$  beaker.
2. Using a  $25 \text{ cm}^3$  measuring cylinder, pour  $25 \text{ cm}^3$  of **FA 4**, the hydrochloric acid, into the plastic cup.
3. Measure the temperature of the acid in the cup.
4. Weigh the bottle containing **FA 3**.
5. Add the contents of the bottle to the acid in a number of portions to avoid acid spray.
6. Use the thermometer to stir the mixture gently.
7. Measure the temperature that is reached.
8. Reweigh the bottle.

Record all the measurements from your experiment. Include the mass of **FA 3**,  $M$ , added to the acid and the change in temperature,  $\Delta T$ , where  $\Delta T = \text{final temperature} - \text{initial temperature}$ .

I	
II	
III	
IV	

[4]

- (b) In the following calculations you will work out the percentage by mass of sodium hydrogencarbonate in **FA 3**.

For  
Examiner's  
Use

**You must show your working.**

- (i) Calculate the change in temperature for each gram of **FA 3** added to the acid.

$$\frac{\Delta T}{M} = \dots\dots\dots \text{sign} \dots\dots\dots \text{ } ^\circ\text{C g}^{-1}$$

- (ii) A student carried out similar experiments using separate samples of the two salts. For pure sodium carbonate the change in temperature per gram was  $+3.38 \text{ } ^\circ\text{C g}^{-1}$ . For pure sodium hydrogencarbonate the change in temperature per gram was  $-2.74 \text{ } ^\circ\text{C g}^{-1}$ .

Use these values and your answer to **(b)(i)** to calculate the mass and the percentage by mass of sodium hydrogencarbonate in **FA 3**.

If your answer to **(b)(i)** does **not** lie between  $+3.38$  and  $-2.74 \text{ } ^\circ\text{C g}^{-1}$  then assume that the answer to **(b)(i)** is  $+1.36 \text{ } ^\circ\text{C g}^{-1}$ . This is not the correct value.

I	
II	
III	
IV	
V	

mass of sodium hydrogencarbonate = ..... g

percentage by mass of sodium hydrogencarbonate = ..... %  
[5]

- (c) (i) State the uncertainty in the measurement of **each** mass in this experiment.

uncertainty =  $\pm$  ..... g

- (ii) Calculate the percentage error in the mass of **FA 3** that was used.

percentage error = ..... %  
[1]

- (d) The experiment was repeated using the **same** apparatus but this time twice the mass of **FA 3** was added to 50 cm<sup>3</sup> of the hydrochloric acid.

For  
Examiner's  
Use

Discuss whether this would determine more accurately the percentage of sodium hydrogencarbonate in **FA 3**.

.....

.....

.....

.....[2]

[Total: 12]



**Question 3 begins on page 10.**

3 (a) **FA 5**, **FA 6** and **FA 7** are different salts, each of which is one of the following.

- a hydrated metal carbonate
- a hydrated metal chloride
- a metal nitrate

By heating each of the solids and analysing the gases given off, you will be able to assign the identities of the different salts.

In this case the metal nitrate undergoes thermal decomposition to give the metal nitrite as well as the gaseous product.

For each solid, place a small spatula measure into hard-glass test-tube and heat strongly. Record your observations in the following table. Describe the positive tests you carried out on the gases released and suggest the identity of each gas.

	<i>observations</i>	<i>gas test and identity of gas</i>
<b>FA 5</b>		
<b>FA 6</b>		
<b>FA 7</b>		

For  
Examiner's  
Use

I	
II	
III	
IV	
V	
VI	
VII	
VIII	
IX	

From your observations assign **FA 5**, **FA 6** and **FA 7**.

The hydrated metal carbonate is .....

The hydrated metal chloride is .....

The metal nitrate is .....

[9]

**(b) FA 8** is a solution that contains two different anions.

**(i)** Carry out the following tests and record your observations in the space below. Keep the contents of each test-tube for a further test in **(ii)**.

<i>test</i>	<i>observations</i>
To a 1 cm depth of <b>FA 8</b> in a test-tube add 1 cm depth of aqueous barium chloride (or aqueous barium nitrate).	
To a 1 cm depth of <b>FA 8</b> in a second test-tube add 1 cm depth of dilute nitric acid followed by a 1 cm depth of aqueous silver nitrate.	

**(ii)** Carry out two additional tests, one on the contents of each test-tube, to identify the anions present in **FA 8**.

test one .....

.....

observation .....

test two .....

.....

observation.....

The anions in **FA 8** are ..... and .....

[6]

[Total: 15]

For  
Examiner's  
Use

I	
II	
III	
IV	
V	
VI	

**BLANK PAGE**

---

Permission to reproduce items where third-party owned material protected by copyright is included has been sought and cleared where possible. Every reasonable effort has been made by the publisher (UCLES) to trace copyright holders, but if any items requiring clearance have unwittingly been included, the publisher will be pleased to make amends at the earliest possible opportunity.

University of Cambridge International Examinations is part of the Cambridge Assessment Group. Cambridge Assessment is the brand name of University of Cambridge Local Examinations Syndicate (UCLES), which is itself a department of the University of Cambridge.