

Fill in the missing numbers:

1. a)  $4 + \square = 10$

b)  $\square + 7 = 20$

1 mark

2.  $28 + 6 = \square$

1 mark

3. Join the numbers which **add** together to make 20



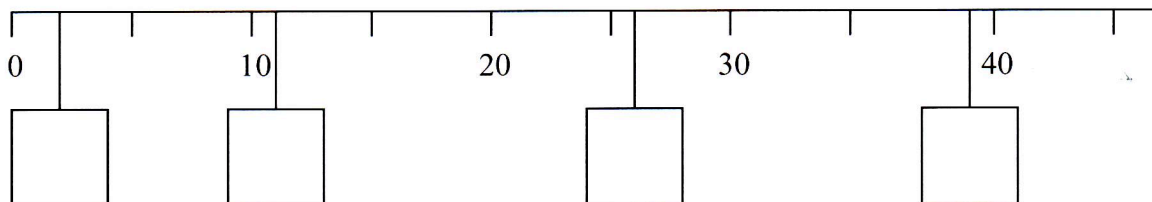
- |    |    |
|----|----|
| 13 | 17 |
| 10 | 15 |
| 14 | 10 |
| 5  | 6  |
| 3  | 7  |
- A line connects the number 10 on the left to the number 10 on the right.

4 marks

4. 
$$\begin{array}{r} 21 \\ + 38 \\ \hline \\ \hline \end{array}$$

5. 
$$\begin{array}{r} 56 \\ + 42 \\ \hline \\ \hline \end{array}$$

2 marks



6. Put these numbers in the right boxes on the number line above

- 26      39      11      2

2 marks

1. Write in the missing digits.

$$\begin{array}{|c|c|} \hline 3 & \square \\ \hline \end{array} + \begin{array}{|c|c|} \hline \square & 5 \\ \hline \end{array} = \begin{array}{|c|c|c|} \hline 1 & 0 & 0 \\ \hline \end{array}$$

1 mark

2.

Katie has these digit cards.

She makes different **2-digit** numbers with them.

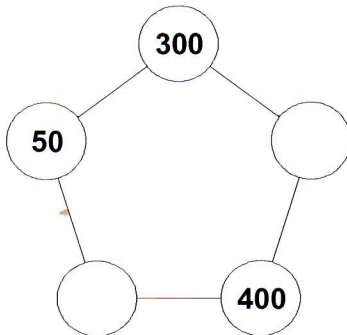


Write all the **2-digit** numbers Katie can make with them.

3 marks

3.

Write **two more numbers** in this diagram so that the **total of all** the numbers is **1000**



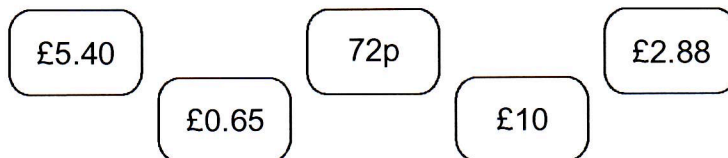
4.

Write 3 numbers **less than 10** which total 20.

2 marks

2 marks

5.



Write these amounts of money in **order of size**, starting with the **smallest** amount.

smallest

2 marks