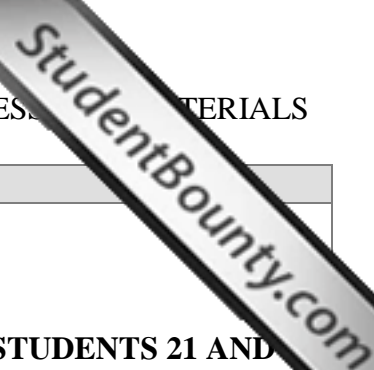


TEST 1	Task 1: Warmer	STUDENTS 1 AND 2 STUDENTS 3 AND 4
	Task 2: Interview:	
	Helping at home	
	You and others	
	Places	
	School activities	
	Task 3: Thematic Picture – At the swimming pool	
	Task 4: Single picture – Children building a model	
TEST 2	Task 1: Warmer	STUDENTS 5 AND 6 STUDENTS 7 AND 8
	Task 2: Interview:	
	Food and drink	
	The weather	
	School life	
	Pets and animals	
	Task 3: Thematic Picture – At the library	
	Task 4: Single picture – Playing a game together	
TEST 3	Task 1: Warmer	STUDENTS 9 AND 10 STUDENTS 11 AND 12
	Task 2: Interview:	
	You and others	
	Free time and entertainment	
	Sports	
	Helping at home	
	Task 3: Thematic Picture – At the stationer's	
	Task 4: Single Picture – Cooking together	
TEST 4	Task 1: Warmer	STUDENTS 13 AND 14 STUDENTS 15 AND 16
	Task 2: Interview:	
	The weather	
	Places	
	The environment	
	Food and drink	
	Task 3: Thematic Picture – At the football ground	
	Task 4: Single Picture – Bicycle ride	
TEST 5	Task 1: Warmer	STUDENTS 17 AND 18 STUDENTS 19 AND 20
	Task 2: Interview:	
	Free time and entertainment	
	School life	
	School activities	
	You and others	
	Task 3: Thematic Picture – At the bakery	
	Task 4: Single Picture – Helping father	



TEST 6	Task 1: Warmer	STUDENTS 21 AND 22 STUDENTS 23 AND 24
	Task 2: Interview:	
	Places	
	Sports	
	Pets and animals	
	The weather	
	Task 3: Thematic Picture – At the cinema	
Task 4: Single Picture – At the supermarket		
TEST 7	Task 1: Warmer	STUDENTS 25 AND 26 STUDENTS 27 AND 28
	Task 2: Interview:	
	School life	
	The environment	
	Helping at home	
	Free time and entertainment	
	Task 3: Thematic Picture – At the greengrocer's	
Task 4: Single Picture – Building a tower		
TEST 8	Task 1: Warmer	STUDENTS 29 AND 30 STUDENTS 31 AND 32
	Task 2: Interview:	
	Sports	
	School activities	
	Food and drink	
	Places	
	Task 3: Thematic Picture – At the beach	
Task 4: Single Picture – Children practising basketball		
TEST 9	Task 1: Warmer	STUDENTS 33 AND 34 STUDENTS 35 AND 36
	Task 2: Interview:	
	The environment	
	Pets and animals	
	You and others	
	School life	
	Task 3: Thematic Picture – On the bus	
Task 4: Single Picture – On a picnic		
TEST 10	Task 1: Warmer	STUDENTS 37 AND 38 STUDENTS 39 AND 40
	Task 2: Interview:	
	School activities	
	Helping at home	
	The weather	
	Sports	
	Task 3: Thematic Picture – At the dentist's	
Task 4: Single Picture – In the gym		

TEST 11	Task 1: Warmer	STUDENTS 41 AND 42
	Task 2: Interview:	
	Pets and animals	
	Food and drink	
	Free time and entertainment	
	The environment	
	Task 3: Thematic Picture – At the playground	
Task 4: Single Picture – A race	STUDENTS 43 AND 44	
Task 1: Warmer		
Task 2: Interview:		
Helping at home		
The weather		
Sports		
Food and drink		
Task 3: Thematic Picture – At the funfair	STUDENTS 45 AND 46	
Task 4: Single Picture – Gardening		
Task 1: Warmer		
Task 2: Interview:		
The weather		
School life		
Pets and animals		
Free time and entertainment	STUDENTS 49 AND 50	
Task 3: Thematic Picture – At the sports complex		
Task 4: Single Picture – The choir		
Task 1: Warmer		
Task 2: Interview:		
School life		
School activities		STUDENTS 53 AND 54
You and others		
Sports		
Task 3: Thematic Picture – At the restaurant		
Task 4: Single Picture – Recycling		
Task 1: Warmer		
Task 2: Interview:		
School activities	STUDENTS 57 AND 58	
Places		
The environment		
You and others		
Task 3: Thematic Picture – At the natural history museum		
Task 4: Single Picture – Children in the countryside		
Task 1: Warmer		STUDENTS 59 AND 60
Task 2: Interview:		
School activities		
Places		
The environment		
You and others		
Task 3: Thematic Picture – At the natural history museum		
Task 4: Single Picture – Children in the countryside		

TEST 1 – TASK 1 – Warmer**1 MINUTE – NOT ASSESSED****Each numbered question has two questions – one for each student.**

1A – To Student A: Good morning, can you spell your name for me please?

1B – To Student B: Good morning, can you spell your name for me please?

2A – To Student A: Where do you live? What is your address?

2B – To Student B: How old are you? Which month of the year do you like best? Why?

3A – To Student A: How do you get to school in the morning?
(Prompt: Do you walk or do you come by bus?)
What do you usually see on the way to school?
(Prompt: School children? Adults? Shops? Market?)

3B – To Student B: Talk to me about your favourite room in the house.
Why is it your favourite room?
What else makes it your favourite room?
(Prompt: Games? Books? Posters or pictures?)

4A – To Student A: What do you plan to do today after school?

4B – To Student B: What did you do yesterday after school?

TEST 1 – TASK 2 – Interview**3 MINUTES TOTAL****Interlocutor asks questions on one topic per student at a time as indicated below.****To Student A:****The Interlocutor says: “I’m going to ask you some questions about helping at home”.**

1. Do you like helping at home? Why? Why not?
2. Imagine you are given pocket money for helping at home. How would you spend it? Why?
3. How can you be helpful at home? Talk to me about things you can do to help at home.

To Student B:**The Interlocutor says: “I’m going to ask you some questions about you and others”.**

1. Are you a good friend to someone? Why do you think you are a good friend?
2. What sort of things do you do with your friends at school? And after school?
3. Have you ever given a surprise to somebody? Why did you do this? (If student is at a loss, replace with) What’s the nicest surprise that someone has ever given you?

To Student A:**The Interlocutor says: “I’m going to ask you some questions about places”.**

1. What sort of places do tourists usually like to visit when in Malta?
2. Tell me about a place that you have been to. Maybe somewhere you went with your family? When did you go there? What did you see? Did you enjoy yourself? Why? Why not?
3. Is there a place that you’d really like to go to? Tell me about it. Why would you like to go there?

To Student B:**The Interlocutor says: “I’m going to ask you some questions about school activities”.**

1. Describe a school outing that you have been on. (Prompt: when, where, what)
2. Describe a school activity. (Prompt: the school sports day / Christmas concert / book fair ...)
3. Have you ever taken part in a competition or project? Describe what you did. What did you learn from this experience?

TEST 1 – TASK 3 – Thematic Picture**3 MINUTES TOTAL**

Interlocutor says: “Look at the large picture. It shows some people at the swimming pool. Look at the smaller pictures below.”



1A To Student A: Choose one of the small pictures. Tell me what it is. Would you find it at the swimming pool? Why? Why not?

1B To Student B: Choose one of the small pictures. Tell me what it is. Would you find it at the swimming pool? Why? Why not?

Interlocutor then repeats the question, alternating between the two students so that both participate equally.

If a student hesitates for too long and seems to be in difficulty, Interlocutor says: “Would you take this (point to one of the objects) with you to the swimming pool? Why? Why not? Do we find this (point to one of the objects) at the swimming pool? Why? Why not?”

At the swimming pool



TEST 1 – TASK 4 – Single Picture**3 MINUTES TOTAL**

Interlocutor says: “Look at this picture. Then we are going to talk about it. Have you understood?”

Interlocutor allows the students around 5 seconds to look at the picture. The Interlocutor should ask the questions to the two students in turn so that both students participate equally until the 3 minutes assigned for this task have passed.

1. Tell me what you can see in the picture.
2. Can you describe one of these persons for me? [... the other one ...]
3. How old do you think he/she is? [...the other one ...]
4. Where do you think they are? What are they doing there?
5. What do you think happened just before this picture was taken?
6. What do you think happened just after this picture was taken?
7. Is there anything in particular you don't like about the picture? Why?
8. What was the first thing that you noticed when you saw this picture?
9. Do you think this picture was taken in Malta? Why?
10. When do you think this picture was taken? At what time of the day?
11. Can you try to guess at what time of the year it was taken? Why do you think so?
12. Who do you think took this photo?
13. You could put this picture in a photo album. But what else could you do with it? Can you imagine another use for this picture?
14. If this picture was an advertisement, what would it be advertising?
15. Can you think of a title for this picture?
16. Do you wish to ask me anything about this photograph?



Interlocutor says: “The test is over. You may now leave the room.”

END OF TEST

TEST 2 – TASK 1 – Warmer**1 MINUTE – NOT ASSESSED****Each numbered question has two questions – one for each student.**

1A – To Student A: Good morning, can you spell your name for me please?

1B – To Student B: Good morning, can you spell your name for me please?

2A – To Student A: Where do you live? What is your address?

2B – To Student B: How old are you? Which month of the year do you like best? Why?

3A – To Student A: How do you get to school in the morning?
(Prompt: Do you walk or do you come by bus?)
What do you usually see on the way to school?
(Prompt: School children? Adults? Shops? Market?)

3B – To Student B: Talk to me about your favourite room in the house.
Why is it your favourite room?
What else makes it your favourite room?
(Prompt: Games? Books? Posters or pictures?)

4A – To Student A: What do you plan to do today after school?

4B – To Student B: What did you do yesterday after school?

TEST 2 – TASK 2 – Interview**3 MINUTES TOTAL****Interlocutor asks questions on one topic per student at a time as indicated below.****To Student A:****The Interlocutor says: “I’m going to ask you some questions about food and drink”.**

1. What’s your favourite food? Describe it for me.
2. If you were going to make a fruit salad, what fruit would you use? / If you were going to make a sandwich, what would you fill it with?
3. Is there any food which you definitely will not eat? Why?

To Student B:**The Interlocutor says: “I’m going to ask you some questions about the weather”.**

1. What was the weather like yesterday? Describe yesterday’s weather for me.
2. What clothes do we wear in warm weather? And what clothes do we wear in cold weather?
3. Do you prefer summertime or wintertime? Why? Why don’t you like summer / winter?

To Student A:**The Interlocutor says: “I’m going to ask you some questions about school life”.**

1. What do you like most about your lessons at school? Why?
2. Where do you spend your break time? What do you do during break time?
3. Talk to me about some rules at your school. (follow up) Talk to me about things that you should do at school.

To Student B:**The Interlocutor says: “I’m going to ask you some questions about pets and animals”.**

1. Which animal/s do you like? Why?
2. Do you have any pets? (If the answer is ‘Yes’, ask: How do you take care of your pet/s?) / (If the answer is ‘No’, ask: If somebody was going to give you a pet, which pet would you choose? Why?)
3. Is there an animal which you definitely will not keep as a pet? Why?

TEST 2 – TASK 3 – Thematic Picture**3 MINUTES TOTAL**

Interlocutor says: “Look at the large picture. It shows some people at the library. Look at the smaller pictures below.”


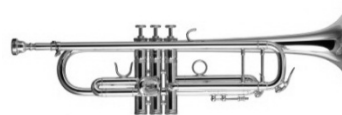
1A To Student A: Choose one of the small pictures. Tell me what it is. Would you find it at the library? Why? Why not?

1B To Student B: Choose one of the small pictures. Tell me what it is. Would you find it at the library? Why? Why not?

Interlocutor then repeats the question, alternating between the two students so that both participate equally.

If a student hesitates for too long and seems to be in difficulty, Interlocutor says: “Would you take this (point to one of the objects) with you to the library? Why? Why not? Do we find this (point to one of the objects) at the library? Why? Why not?”

At the library



TEST 2 – TASK 4 – Single Picture**3 MINUTES TOTAL**

Interlocutor says: “Look at this picture. Then we are going to talk about it. Have you understood?”

Interlocutor allows the students around 5 seconds to look at the picture. The Interlocutor should ask the questions to the two students in turn so that both students participate equally until the 3 minutes assigned for this task have passed.

1. Tell me what you can see in the picture.
2. Can you describe one of these persons for me? [... the other one ...]
3. How old do you think he/she is? [...the other one ...]
4. Where do you think they are? What are they doing there?
5. What do you think happened just before this picture was taken?
6. What do you think happened just after this picture was taken?
7. Is there anything in particular you don't like about the picture? Why?
8. What was the first thing that you noticed when you saw this picture?
9. Do you think this picture was taken in Malta? Why?
10. When do you think this picture was taken? At what time of the day?
11. Can you try to guess at what time of the year it was taken? Why do you think so?
12. Who do you think took this photo?
13. You could put this picture in a photo album. But what else could you do with it? Can you imagine another use for this picture?
14. If this picture was an advertisement, what would it be advertising?
15. Can you think of a title for this picture?
16. Do you wish to ask me anything about this photograph?



Interlocutor says: “The test is over. You may now leave the room.”

END OF TEST

TEST 3 – TASK 1 – Warmer**1 MINUTE – NOT ASSESSED****Each numbered question has two questions – one for each student.**

1A – To Student A: Good morning, can you spell your name for me please?

1B – To Student B: Good morning, can you spell your name for me please?

2A – To Student A: Where do you live? What is your address?

2B – To Student B: How old are you? Which month of the year do you like best? Why?

3A – To Student A: How do you get to school in the morning?
(Prompt: Do you walk or do you come by bus?)
What do you usually see on the way to school?
(Prompt: School children? Adults? Shops? Market?)

3B – To Student B: Talk to me about your favourite room in the house.
Why is it your favourite room?
What else makes it your favourite room?
(Prompt: Games? Books? Posters or pictures?)

4A – To Student A: What do you plan to do today after school?

4B – To Student B: What did you do yesterday after school?

TEST 3 – TASK 2 – Interview**3 MINUTES TOTAL****Interlocutor asks questions on one topic per student at a time as indicated below.****To Student A:****The Interlocutor says: “I’m going to ask you some questions about you and others”.**

1. Are you a good friend to someone? Why do you think you are a good friend?
2. What sort of things do you do with your friends at school? And after school?
3. Have you ever given a surprise to somebody? Why did you do this? (If student is at a loss, replace with) What’s the nicest surprise that someone has ever given you?

To Student B:**The Interlocutor says: “I’m going to ask you some questions about free time and entertainment”.**

1. Do you like weekends? What did you do last weekend?
2. Is there anything you hate doing during the weekend?
3. How do you spend your free time? What hobbies do you have? What do you like about your hobby / hobbies? Is there a new hobby you would like to start? Why would you like to start it?

To Student A:**The Interlocutor says: “I’m going to ask you some questions about sports”.**

1. Is there a sport that you like best? How long have you been interested in it? Talk to me about it.
2. If you were going to start practising a new sport, which would you choose? Why?
3. Some sports can be dangerous. Describe some dangerous sports for me. What makes them dangerous?

To Student B:**The Interlocutor says: “I’m going to ask you some questions about helping at home”.**

1. Do you like helping at home? Why? Why not?
2. Imagine you are given pocket money for helping at home. How would you spend it? Why?
3. How can you be helpful at home? Talk to me about things you can do to help at home.

TEST 3 – TASK 3 – Thematic Picture**3 MINUTES TOTAL**

Interlocutor says: “Look at the large picture. It shows two men at the stationer’s. Look at the smaller pictures below.”




1A To Student A: Choose one of the small pictures. Tell me what it is. Would you find it at the stationer’s? Why? Why not?

1B To Student B: Choose one of the small pictures. Tell me what it is. Would you find it at the stationer’s? Why? Why not?

Interlocutor then repeats the question, alternating between the two students so that both participate equally.

If a student hesitates for too long and seems to be in difficulty, Interlocutor says: “Would you take this (point to one of the objects) with you to the stationer’s? Why? Why not? Do we find this (point to one of the objects) at the stationer’s? Why? Why not?”

At the stationer's



TEST 3 – TASK 4 – Single Picture**3 MINUTES TOTAL**

Interlocutor says: “Look at this picture. Then we are going to talk about it. Have you understood?”

Interlocutor allows the students around 5 seconds to look at the picture. The Interlocutor should ask the questions to the two students in turn so that both students participate equally until the 3 minutes assigned for this task have passed.

1. Tell me what you can see in the picture.
2. Can you describe one of these persons for me? [... the other one ...]
3. How old do you think he/she is? [...the other one ...]
4. Where do you think they are? What are they doing there?
5. What do you think happened just before this picture was taken?
6. What do you think happened just after this picture was taken?
7. Is there anything in particular you don't like about the picture? Why?
8. What was the first thing that you noticed when you saw this picture?
9. Do you think this picture was taken in Malta? Why?
10. When do you think this picture was taken? At what time of the day?
11. Can you try to guess at what time of the year it was taken? Why do you think so?
12. Who do you think took this photo?
13. You could put this picture in a photo album. But what else could you do with it? Can you imagine another use for this picture?
14. If this picture was an advertisement, what would it be advertising?
15. Can you think of a title for this picture?
16. Do you wish to ask me anything about this photograph?



Interlocutor says: “The test is over. You may now leave the room.”

END OF TEST

TEST 4 – TASK 1 – Warmer**1 MINUTE – NOT ASSESSED****Each numbered question has two questions – one for each student.**

1A – To Student A: Good morning, can you spell your name for me please?

1B – To Student B: Good morning, can you spell your name for me please?

2A – To Student A: Where do you live? What is your address?

2B – To Student B: How old are you? Which month of the year do you like best? Why?

3A – To Student A: How do you get to school in the morning?
(Prompt: Do you walk or do you come by bus?)
What do you usually see on the way to school?
(Prompt: School children? Adults? Shops? Market?)

3B – To Student B: Talk to me about your favourite room in the house.
Why is it your favourite room?
What else makes it your favourite room?
(Prompt: Games? Books? Posters or pictures?)

4A – To Student A: What do you plan to do today after school?

4B – To Student B: What did you do yesterday after school?

TEST 4 – TASK 2 – Interview**3 MINUTES TOTAL****Interlocutor asks questions on one topic per student at a time as indicated below.****To Student A:****The Interlocutor says: “I’m going to ask you some questions about the weather”.**

1. What was the weather like yesterday? Describe yesterday’s weather for me.
2. What clothes do we wear in warm weather? And what clothes do we wear in cold weather?
3. Do you prefer summertime or wintertime? Why? Why don’t you like summer / winter?

To Student B:**The Interlocutor says: “I’m going to ask you some questions about places”.**

1. What sort of places do tourists usually like to visit when in Malta?
2. Tell me about a place that you have been to. Maybe somewhere you went with your family? When did you go there? What did you see? Did you enjoy yourself? Why? Why not?
3. Is there a place that you’d really like to go to? Tell me about it. Why would you like to go there?

To Student A:**The Interlocutor says: “I’m going to ask you some questions about the environment”.**

1. How long have you been living in this town / village / city? Do you like it? Why? Why not?
2. If you could change anything in the environment / the place where you live, what would you change? Why?
3. Do you prefer spending time at the seaside or the countryside? Why?

To Student B:**The Interlocutor says: “I’m going to ask you some questions about food and drink”.**

1. What’s your favourite food? Describe it for me.
2. If you were going to make a fruit salad, what fruit would you use? / If you were going to make a sandwich, what would you fill it with?
3. Is there any food which you definitely will not eat? Why?

TEST 4 – TASK 3 – Thematic Picture**3 MINUTES TOTAL**

Interlocutor says: “Look at the large picture. It shows some people at the football ground. Look at the smaller pictures below.”


1A To Student A: Choose one of the small pictures. Tell me what it is. Would you find it at the football ground? Why? Why not?

1B To Student B: Choose one of the small pictures. Tell me what it is. Would you find it at the football ground? Why? Why not?

Interlocutor then repeats the question, alternating between the two students so that both participate equally.

If a student hesitates for too long and seems to be in difficulty, Interlocutor says: “Would you take this (point to one of the objects) with you to the football ground? Why? Why not? Do we find this (point to one of the objects) at the football ground? Why? Why not?”

At the football ground



TEST 4 – TASK 4 – Single Picture**3 MINUTES TOTAL**

Interlocutor says: “Look at this picture. Then we are going to talk about it. Have you understood?”

Interlocutor allows the students around 5 seconds to look at the picture. The Interlocutor should ask the questions to the two students in turn so that both students participate equally until the 3 minutes assigned for this task have passed.

1. Tell me what you can see in the picture.
2. Can you describe one of these persons for me? [... the other one ...]
3. How old do you think he/she is? [...the other one ...]
4. Where do you think they are? What are they doing there?
5. What do you think happened just before this picture was taken?
6. What do you think happened just after this picture was taken?
7. Is there anything in particular you don't like about the picture? Why?
8. What was the first thing that you noticed when you saw this picture?
9. Do you think this picture was taken in Malta? Why?
10. When do you think this picture was taken? At what time of the day?
11. Can you try to guess at what time of the year it was taken? Why do you think so?
12. Who do you think took this photo?
13. You could put this picture in a photo album. But what else could you do with it? Can you imagine another use for this picture?
14. If this picture was an advertisement, what would it be advertising?
15. Can you think of a title for this picture?
16. Do you wish to ask me anything about this photograph?



Interlocutor says: “The test is over. You may now leave the room.”

END OF TEST

TEST 5 – TASK 1 – Warmer**1 MINUTE – NOT ASSESSED****Each numbered question has two questions – one for each student.**

1A – To Student A: Good morning, can you spell your name for me please?

1B – To Student B: Good morning, can you spell your name for me please?

2A – To Student A: Where do you live? What is your address?

2B – To Student B: How old are you? Which month of the year do you like best? Why?

3A – To Student A: How do you get to school in the morning?
(Prompt: Do you walk or do you come by bus?)
What do you usually see on the way to school?
(Prompt: School children? Adults? Shops? Market?)

3B – To Student B: Talk to me about your favourite room in the house.
Why is it your favourite room?
What else makes it your favourite room?
(Prompt: Games? Books? Posters or pictures?)

4A – To Student A: What do you plan to do today after school?

4B – To Student B: What did you do yesterday after school?

TEST 5 – TASK 2 – Interview**3 MINUTES TOTAL****Interlocutor asks questions on one topic per student at a time as indicated below.****To Student A:****The Interlocutor says: “I’m going to ask you some questions about free time and entertainment”.**

1. Do you like weekends? What did you do last weekend?
2. Is there anything you hate doing during the weekend?
3. How do you spend your free time? What hobbies do you have? What do you like about your hobby / hobbies? Is there a new hobby you would like to start? Why would you like to start it?

To Student B:**The Interlocutor says: “I’m going to ask you some questions about school life”.**

1. What do you like most about your lessons at school? Why?
2. Where do you spend your break time? What do you do during break time?
3. Talk to me about some rules at your school. (follow up) Talk to me about things that you should do at school.

To Student A:**The Interlocutor says: “I’m going to ask you some questions about school activities”.**

1. Describe a school outing that you have been on. (Prompt: when, where, what)
2. Describe a school activity. (Prompt: the school sports day / Christmas concert / book fair ...)
3. Have you ever taken part in a competition or project? Describe what you did. What did you learn from this experience?

To Student B:**The Interlocutor says: “I’m going to ask you some questions about you and others”.**

1. Are you a good friend to someone? Why do you think you are a good friend?
2. What sort of things do you do with your friends at school? And after school?
3. Have you ever given a surprise to somebody? Why did you do this? (If student is at a loss, replace with) What’s the nicest surprise that someone has ever given you?

TEST 5 – TASK 3 – Thematic Picture**3 MINUTES TOTAL**

Interlocutor says: “Look at the large picture. It shows a baker at the bakery. Look at the smaller pictures below.”



1A To Student A: Choose one of the small pictures. Tell me what it is. Would you find it at the bakery? Why? Why not?

1B To Student B: Choose one of the small pictures. Tell me what it is. Would you find it at the bakery? Why? Why not?

Interlocutor then repeats the question, alternating between the two students so that both participate equally.

If a student hesitates for too long and seems to be in difficulty, Interlocutor says: “Would you take this (point to one of the objects) with you to the bakery? Why? Why not? Do we find this (point to one of the objects) at the bakery? Why? Why not?”

At the bakery



TEST 5 – TASK 4 – Single Picture**3 MINUTES TOTAL**

Interlocutor says: “Look at this picture. Then we are going to talk about it. Have you understood?”

Interlocutor allows the students around 5 seconds to look at the picture. The Interlocutor should ask the questions to the two students in turn so that both students participate equally until the 3 minutes assigned for this task have passed.

1. Tell me what you can see in the picture.
2. Can you describe one of these persons for me? [... the other one ...]
3. How old do you think he/she is? [...the other one ...]
4. Where do you think they are? What are they doing there?
5. What do you think happened just before this picture was taken?
6. What do you think happened just after this picture was taken?
7. Is there anything in particular you don't like about the picture? Why?
8. What was the first thing that you noticed when you saw this picture?
9. Do you think this picture was taken in Malta? Why?
10. When do you think this picture was taken? At what time of the day?
11. Can you try to guess at what time of the year it was taken? Why do you think so?
12. Who do you think took this photo?
13. You could put this picture in a photo album. But what else could you do with it? Can you imagine another use for this picture?
14. If this picture was an advertisement, what would it be advertising?
15. Can you think of a title for this picture?
16. Do you wish to ask me anything about this photograph?



Interlocutor says: “The test is over. You may now leave the room.”

END OF TEST

TEST 6 – TASK 1 – Warmer**1 MINUTE – NOT ASSESSED****Each numbered question has two questions – one for each student.**

1A – To Student A: Good morning, can you spell your name for me please?

1B – To Student B: Good morning, can you spell your name for me please?

2A – To Student A: Where do you live? What is your address?

2B – To Student B: How old are you? Which month of the year do you like best? Why?

3A – To Student A: How do you get to school in the morning?
(Prompt: Do you walk or do you come by bus?)
What do you usually see on the way to school?
(Prompt: School children? Adults? Shops? Market?)

3B – To Student B: Talk to me about your favourite room in the house.
Why is it your favourite room?
What else makes it your favourite room?
(Prompt: Games? Books? Posters or pictures?)

4A – To Student A: What do you plan to do today after school?

4B – To Student B: What did you do yesterday after school?

TEST 6 – TASK 2 – Interview**3 MINUTES TOTAL****Interlocutor asks questions on one topic per student at a time as indicated below.****To Student A:****The Interlocutor says: “I’m going to ask you some questions about places”.**

1. What sort of places do tourists usually like to visit when in Malta?
2. Tell me about a place that you have been to. Maybe somewhere you went with your family? When did you go there? What did you see? Did you enjoy yourself? Why? Why not?
3. Is there a place that you’d really like to go to? Tell me about it. Why would you like to go there?

To Student B:**The Interlocutor says: “I’m going to ask you some questions about sports”.**

1. Is there a sport that you like best? How long have you been interested in it? Talk to me about it.
2. If you were going to start practising a new sport, which would you choose? Why?
3. Some sports can be dangerous. Describe some dangerous sports for me. What makes them dangerous?

To Student A:**The Interlocutor says: “I’m going to ask you some questions about pets and animals”.**

1. Which animal/s do you like? Why?
2. Do you have any pets? (If the answer is ‘Yes’, ask: How do you take care of your pet/s?) / (If the answer is ‘No’, ask: If somebody was going to give you a pet, which pet would you choose? Why?)
3. Is there an animal which you definitely will not keep as a pet? Why?

To Student B:**The Interlocutor says: “I’m going to ask you some questions about the weather”.**

1. What was the weather like yesterday? Describe yesterday’s weather for me.
2. What clothes do we wear in warm weather? And what clothes do we wear in cold weather?
3. Do you prefer summertime or wintertime? Why? Why don’t you like summer / winter?

TEST 6 – TASK 3 – Thematic Picture**3 MINUTES TOTAL**

Interlocutor says: “Look at the large picture. It shows some people at the cinema. Look at the smaller pictures below.”


1A To Student A: Choose one of the small pictures. Tell me what it is. Would you find it at the cinema? Why? Why not?

1B To Student B: Choose one of the small pictures. Tell me what it is. Would you find it at the cinema? Why? Why not?

Interlocutor then repeats the question, alternating between the two students so that both participate equally.

If a student hesitates for too long and seems to be in difficulty, Interlocutor says: “Would you take this (point to one of the objects) with you to the cinema? Why? Why not? Do we find this (point to one of the objects) at the cinema? Why? Why not?”

At the cinema



TEST 6 – TASK 4 – Single Picture**3 MINUTES TOTAL**

Interlocutor says: “Look at this picture. Then we are going to talk about it. Have you understood?”

Interlocutor allows the students around 5 seconds to look at the picture. The Interlocutor should ask the questions to the two students in turn so that both students participate equally until the 3 minutes assigned for this task have passed.

1. Tell me what you can see in the picture.
2. Can you describe one of these persons for me? [... the other one ...]
3. How old do you think he/she is? [...the other one ...]
4. Where do you think they are? What are they doing there?
5. What do you think happened just before this picture was taken?
6. What do you think happened just after this picture was taken?
7. Is there anything in particular you don't like about the picture? Why?
8. What was the first thing that you noticed when you saw this picture?
9. Do you think this picture was taken in Malta? Why?
10. When do you think this picture was taken? At what time of the day?
11. Can you try to guess at what time of the year it was taken? Why do you think so?
12. Who do you think took this photo?
13. You could put this picture in a photo album. But what else could you do with it? Can you imagine another use for this picture?
14. If this picture was an advertisement, what would it be advertising?
15. Can you think of a title for this picture?
16. Do you wish to ask me anything about this photograph?



Interlocutor says: “The test is over. You may now leave the room.”

END OF TEST

TEST 7 – TASK 1 – Warmer**1 MINUTE – NOT ASSESSED****Each numbered question has two questions – one for each student.**

1A – To Student A: Good morning, can you spell your name for me please?

1B – To Student B: Good morning, can you spell your name for me please?

2A – To Student A: Where do you live? What is your address?

2B – To Student B: How old are you? Which month of the year do you like best? Why?

3A – To Student A: How do you get to school in the morning?
(Prompt: Do you walk or do you come by bus?)
What do you usually see on the way to school?
(Prompt: School children? Adults? Shops? Market?)

3B – To Student B: Talk to me about your favourite room in the house.
Why is it your favourite room?
What else makes it your favourite room?
(Prompt: Games? Books? Posters or pictures?)

4A – To Student A: What do you plan to do today after school?

4B – To Student B: What did you do yesterday after school?

TEST 7 – TASK 2 – Interview**3 MINUTES TOTAL****Interlocutor asks questions on one topic per student at a time as indicated below.****To Student A:****The Interlocutor says: “I’m going to ask you some questions about school life”.**

1. What do you like most about your lessons at school? Why?
2. Where do you spend your break time? What do you do during break time?
3. Talk to me about some rules at your school. (follow up) Talk to me about things that you should do at school.

To Student B:**The Interlocutor says: “I’m going to ask you some questions about the environment”.**

1. How long have you been living in this town / village / city? Do you like it? Why? Why not?
2. If you could change anything in the environment / the place where you live, what would you change? Why?
3. Do you prefer spending time at the seaside or the countryside? Why?

To Student A:**The Interlocutor says: “I’m going to ask you some questions about helping at home”.**

1. Do you like helping at home? Why? Why not?
2. Imagine you are given pocket money for helping at home. How would you spend it? Why?
3. How can you be helpful at home? Talk to me about things you can do to help at home.

To Student B:**The Interlocutor says: “I’m going to ask you some questions about free time and entertainment”.**

1. Do you like weekends? What did you do last weekend?
2. Is there anything you hate doing during the weekend?
3. How do you spend your free time? What hobbies do you have? What do you like about your hobby / hobbies? Is there a new hobby you would like to start? Why would you like to start it?

TEST 7 – TASK 3 – Thematic Picture**3 MINUTES TOTAL**

Interlocutor says: “Look at the large picture. It shows some people at the greengrocer’s. Look at the smaller pictures below.”



1A To Student A: Choose one of the small pictures. Tell me what it is. Would you find it at the greengrocer’s? Why? Why not?

1B To Student B: Choose one of the small pictures. Tell me what it is. Would you find it at the greengrocer’s? Why? Why not?

Interlocutor then repeats the question, alternating between the two students so that both participate equally.

If a student hesitates for too long and seems to be in difficulty, Interlocutor says: “Would you take this (point to one of the objects) with you to the greengrocer’s? Why? Why not? Do we find this (point to one of the objects) at the greengrocer’s? Why? Why not?”

At the greengrocer's



TEST 7 – TASK 4 – Single Picture**3 MINUTES TOTAL**

Interlocutor says: “Look at this picture. Then we are going to talk about it. Have you understood?”

Interlocutor allows the students around 5 seconds to look at the picture. The Interlocutor should ask the questions to the two students in turn so that both students participate equally until the 3 minutes assigned for this task have passed.

1. Tell me what you can see in the picture.
2. Can you describe one of these persons for me? [... the other one ...]
3. How old do you think he/she is? [...the other one ...]
4. Where do you think they are? What are they doing there?
5. What do you think happened just before this picture was taken?
6. What do you think happened just after this picture was taken?
7. Is there anything in particular you don't like about the picture? Why?
8. What was the first thing that you noticed when you saw this picture?
9. Do you think this picture was taken in Malta? Why?
10. When do you think this picture was taken? At what time of the day?
11. Can you try to guess at what time of the year it was taken? Why do you think so?
12. Who do you think took this photo?
13. You could put this picture in a photo album. But what else could you do with it? Can you imagine another use for this picture?
14. If this picture was an advertisement, what would it be advertising?
15. Can you think of a title for this picture?
16. Do you wish to ask me anything about this photograph?



Interlocutor says: “The test is over. You may now leave the room.”

END OF TEST

TEST 8 – TASK 1 – Warmer**1 MINUTE – NOT ASSESSED****Each numbered question has two questions – one for each student.**

1A – To Student A: Good morning, can you spell your name for me please?

1B – To Student B: Good morning, can you spell your name for me please?

2A – To Student A: Where do you live? What is your address?

2B – To Student B: How old are you? Which month of the year do you like best? Why?

3A – To Student A: How do you get to school in the morning?
(Prompt: Do you walk or do you come by bus?)
What do you usually see on the way to school?
(Prompt: School children? Adults? Shops? Market?)

3B – To Student B: Talk to me about your favourite room in the house.
Why is it your favourite room?
What else makes it your favourite room?
(Prompt: Games? Books? Posters or pictures?)

4A – To Student A: What do you plan to do today after school?

4B – To Student B: What did you do yesterday after school?

TEST 8 – TASK 2 – Interview**3 MINUTES TOTAL****Interlocutor asks questions on one topic per student at a time as indicated below.****To Student A:****The Interlocutor says: “I’m going to ask you some questions about sports”.**

1. Is there a sport that you like best? How long have you been interested in it? Talk to me about it.
2. If you were going to start practising a new sport, which would you choose? Why?
3. Some sports can be dangerous. Describe some dangerous sports for me. What makes them dangerous?

To Student B:**The Interlocutor says: “I’m going to ask you some questions about school activities”.**

1. Describe a school outing that you have been on. (Prompt: when, where, what)
2. Describe a school activity. (Prompt: the school sports day / Christmas concert / book fair ...)
3. Have you ever taken part in a competition or project? Describe what you did. What did you learn from this experience?

To Student A:**The Interlocutor says: “I’m going to ask you some questions about food and drink”.**

1. What’s your favourite food? Describe it for me.
2. If you were going to make a fruit salad, what fruit would you use? / If you were going to make a sandwich, what would you fill it with?
3. Is there any food which you definitely will not eat? Why?

To Student B:**The Interlocutor says: “I’m going to ask you some questions about places”.**

1. What sort of places do tourists usually like to visit when in Malta?
2. Tell me about a place that you have been to. Maybe somewhere you went with your family? When did you go there? What did you see? Did you enjoy yourself? Why? Why not?
3. Is there a place that you’d really like to go to? Tell me about it. Why would you like to go there?

TEST 8 – TASK 3 – Thematic Picture**3 MINUTES TOTAL**

Interlocutor says: “Look at the large picture. It shows a child at the beach. Look at the smaller pictures below.”



1A To Student A: Choose one of the small pictures. Tell me what it is. Would you find it at the beach? Why? Why not?

1B To Student B: Choose one of the small pictures. Tell me what it is. Would you find it at the beach? Why? Why not?

Interlocutor then repeats the question, alternating between the two students so that both participate equally.

If a student hesitates for too long and seems to be in difficulty, Interlocutor says: “Would you take this (point to one of the objects) with you to the beach? Why? Why not? Do we find this (point to one of the objects) at the beach? Why? Why not?”

At the beach



TEST 8 – TASK 4 – Single Picture**3 MINUTES TOTAL**

Interlocutor says: “Look at this picture. Then we are going to talk about it. Have you understood?”

Interlocutor allows the students around 5 seconds to look at the picture. The Interlocutor should ask the questions to the two students in turn so that both students participate equally until the 3 minutes assigned for this task have passed.

1. Tell me what you can see in the picture.
2. Can you describe one of these persons for me? [... the other one ...]
3. How old do you think he/she is? [...the other one ...]
4. Where do you think they are? What are they doing there?
5. What do you think happened just before this picture was taken?
6. What do you think happened just after this picture was taken?
7. Is there anything in particular you don't like about the picture? Why?
8. What was the first thing that you noticed when you saw this picture?
9. Do you think this picture was taken in Malta? Why?
10. When do you think this picture was taken? At what time of the day?
11. Can you try to guess at what time of the year it was taken? Why do you think so?
12. Who do you think took this photo?
13. You could put this picture in a photo album. But what else could you do with it? Can you imagine another use for this picture?
14. If this picture was an advertisement, what would it be advertising?
15. Can you think of a title for this picture?
16. Do you wish to ask me anything about this photograph?



Interlocutor says: “The test is over. You may now leave the room.”

END OF TEST

TEST 9 – TASK 1 – Warmer**1 MINUTE – NOT ASSESSED****Each numbered question has two questions – one for each student.**

1A – To Student A: Good morning, can you spell your name for me please?

1B – To Student B: Good morning, can you spell your name for me please?

2A – To Student A: Where do you live? What is your address?

2B – To Student B: How old are you? Which month of the year do you like best? Why?

3A – To Student A: How do you get to school in the morning?
(Prompt: Do you walk or do you come by bus?)
What do you usually see on the way to school?
(Prompt: School children? Adults? Shops? Market?)

3B – To Student B: Talk to me about your favourite room in the house.
Why is it your favourite room?
What else makes it your favourite room?
(Prompt: Games? Books? Posters or pictures?)

4A – To Student A: What do you plan to do today after school?

4B – To Student B: What did you do yesterday after school?

TEST 9 – TASK 2 – Interview**3 MINUTES TOTAL****Interlocutor asks questions on one topic per student at a time as indicated below.****To Student A:****The Interlocutor says: “I’m going to ask you some questions about the environment”.**

1. How long have you been living in this town / village / city? Do you like it? Why? Why not?
2. If you could change anything in the environment / the place where you live, what would you change? Why?
3. Do you prefer spending time at the seaside or the countryside? Why?

To Student B:**The Interlocutor says: “I’m going to ask you some questions about pets and animals”.**

1. Which animal/s do you like? Why?
2. Do you have any pets? (If the answer is ‘Yes’, ask: How do you take care of your pet/s?) / (If the answer is ‘No’, ask: If somebody was going to give you a pet, which pet would you choose? Why?)
3. Is there an animal which you definitely will not keep as a pet? Why?

To Student A:**The Interlocutor says: “I’m going to ask you some questions about you and others”.**

1. Are you a good friend to someone? Why do you think you are a good friend?
2. What sort of things do you do with your friends at school? And after school?
3. Have you ever given a surprise to somebody? Why did you do this? (If student is at a loss, replace with) What’s the nicest surprise that someone has ever given you?

To Student B:**The Interlocutor says: “I’m going to ask you some questions about school life”.**

1. What do you like most about your lessons at school? Why?
2. Where do you spend your break time? What do you do during break time?
3. Talk to me about some rules at your school. (follow up) Talk to me about things that you should do at school.

TEST 9 – TASK 3 – Thematic Picture**3 MINUTES TOTAL**

Interlocutor says: “Look at the large picture. It shows some people on the bus. Look at the smaller pictures below.”

1A To Student A: Choose one of the small pictures. Tell me what it is. Would you find it on the bus? Why? Why not?

1B To Student B: Choose one of the small pictures. Tell me what it is. Would you find it on the bus? Why? Why not?

Interlocutor then repeats the question, alternating between the two students so that both participate equally.

If a student hesitates for too long and seems to be in difficulty, Interlocutor says: “Would you take this (point to one of the objects) with you on the bus? Why? Why not? Do we find this (point to one of the objects) on the bus? Why? Why not?”

On the bus



TEST 9 – TASK 4 – Single Picture**3 MINUTES TOTAL**

Interlocutor says: “Look at this picture. Then we are going to talk about it. Have you understood?”

Interlocutor allows the students around 5 seconds to look at the picture. The Interlocutor should ask the questions to the two students in turn so that both students participate equally until the 3 minutes assigned for this task have passed.

1. Tell me what you can see in the picture.
2. Can you describe one of these persons for me? [... the other one ...]
3. How old do you think he/she is? [...the other one ...]
4. Where do you think they are? What are they doing there?
5. What do you think happened just before this picture was taken?
6. What do you think happened just after this picture was taken?
7. Is there anything in particular you don't like about the picture? Why?
8. What was the first thing that you noticed when you saw this picture?
9. Do you think this picture was taken in Malta? Why?
10. When do you think this picture was taken? At what time of the day?
11. Can you try to guess at what time of the year it was taken? Why do you think so?
12. Who do you think took this photo?
13. You could put this picture in a photo album. But what else could you do with it? Can you imagine another use for this picture?
14. If this picture was an advertisement, what would it be advertising?
15. Can you think of a title for this picture?
16. Do you wish to ask me anything about this photograph?



Interlocutor says: “The test is over. You may now leave the room.”

END OF TEST

TEST 10 – TASK 1 – Warmer**1 MINUTE – NOT ASSESSED****Each numbered question has two questions – one for each student.**

1A – To Student A: Good morning, can you spell your name for me please?

1B – To Student B: Good morning, can you spell your name for me please?

2A – To Student A: Where do you live? What is your address?

2B – To Student B: How old are you? Which month of the year do you like best? Why?

3A – To Student A: How do you get to school in the morning?
(Prompt: Do you walk or do you come by bus?)
What do you usually see on the way to school?
(Prompt: School children? Adults? Shops? Market?)

3B – To Student B: Talk to me about your favourite room in the house.
Why is it your favourite room?
What else makes it your favourite room?
(Prompt: Games? Books? Posters or pictures?)

4A – To Student A: What do you plan to do today after school?

4B – To Student B: What did you do yesterday after school?

TEST 10 – TASK 2 – Interview**3 MINUTES TOTAL****Interlocutor asks questions on one topic per student at a time as indicated below.****To Student A:****The Interlocutor says: “I’m going to ask you some questions about school activities”.**

1. Describe a school outing that you have been on. (Prompt: when, where, what)
2. Describe a school activity. (Prompt: the school sports day / Christmas concert / book fair ...)
3. Have you ever taken part in a competition or project? Describe what you did. What did you learn from this experience?

To Student B:**The Interlocutor says: “I’m going to ask you some questions about helping at home”.**

1. Do you like helping at home? Why? Why not?
2. Imagine you are given pocket money for helping at home. How would you spend it? Why?
3. How can you be helpful at home? Talk to me about things you can do to help at home.

To Student A:**The Interlocutor says: “I’m going to ask you some questions about the weather”.**

1. What was the weather like yesterday? Describe yesterday’s weather for me.
2. What clothes do we wear in warm weather? And what clothes do we wear in cold weather?
3. Do you prefer summertime or wintertime? Why? Why don’t you like summer / winter?

To Student B:**The Interlocutor says: “I’m going to ask you some questions about sports”.**

1. Is there a sport that you like best? How long have you been interested in it? Talk to me about it.
2. If you were going to start practising a new sport, which would you choose? Why?
3. Some sports can be dangerous. Describe some dangerous sports for me. What makes them dangerous?

TEST 10 – TASK 3 – Thematic Picture**3 MINUTES TOTAL**

Interlocutor says: “Look at the large picture. It shows a child at the dentist’s. Look at the smaller pictures below.”


1A To Student A: Choose one of the small pictures. Tell me what it is. Would you find it at the dentist’s? Why? Why not?

1B To Student B: Choose one of the small pictures. Tell me what it is. Would you find it at the dentist’s? Why? Why not?

Interlocutor then repeats the question, alternating between the two students so that both participate equally.

If a student hesitates for too long and seems to be in difficulty, Interlocutor says: “Would you take this (point to one of the objects) with you to the dentist’s? Why? Why not? Do we find this (point to one of the objects) at the dentist’s? Why? Why not?”

At the dentist's



TEST 10 – TASK 4 – Single Picture**3 MINUTES TOTAL**

Interlocutor says: “Look at this picture. Then we are going to talk about it. Have you understood?”

Interlocutor allows the students around 5 seconds to look at the picture. The Interlocutor should ask the questions to the two students in turn so that both students participate equally until the 3 minutes assigned for this task have passed.

1. Tell me what you can see in the picture.
2. Can you describe one of these persons for me? [... the other one ...]
3. How old do you think he/she is? [...the other one ...]
4. Where do you think they are? What are they doing there?
5. What do you think happened just before this picture was taken?
6. What do you think happened just after this picture was taken?
7. Is there anything in particular you don't like about the picture? Why?
8. What was the first thing that you noticed when you saw this picture?
9. Do you think this picture was taken in Malta? Why?
10. When do you think this picture was taken? At what time of the day?
11. Can you try to guess at what time of the year it was taken? Why do you think so?
12. Who do you think took this photo?
13. You could put this picture in a photo album. But what else could you do with it? Can you imagine another use for this picture?
14. If this picture was an advertisement, what would it be advertising?
15. Can you think of a title for this picture?
16. Do you wish to ask me anything about this photograph?



Interlocutor says: “The test is over. You may now leave the room.”

END OF TEST

TEST 11 – TASK 1 – Warmer**1 MINUTE – NOT ASSESSED****Each numbered question has two questions – one for each student.**

1A – To Student A: Good morning, can you spell your name for me please?

1B – To Student B: Good morning, can you spell your name for me please?

2A – To Student A: Where do you live? What is your address?

2B – To Student B: How old are you? Which month of the year do you like best? Why?

3A – To Student A: How do you get to school in the morning?
(Prompt: Do you walk or do you come by bus?)
What do you usually see on the way to school?
(Prompt: School children? Adults? Shops? Market?)

3B – To Student B: Talk to me about your favourite room in the house.
Why is it your favourite room?
What else makes it your favourite room?
(Prompt: Games? Books? Posters or pictures?)

4A – To Student A: What do you plan to do today after school?

4B – To Student B: What did you do yesterday after school?

TEST 11 – TASK 2 – Interview**3 MINUTES TOTAL****Interlocutor asks questions on one topic per student at a time as indicated below.****To Student A:****The Interlocutor says: “I’m going to ask you some questions about pets and animals”.**

1. Which animal/s do you like? Why?
2. Do you have any pets? (If the answer is ‘Yes’, ask: How do you take care of your pet/s?) / (If the answer is ‘No’, ask: If somebody was going to give you a pet, which pet would you choose? Why?)
3. Is there an animal which you definitely will not keep as a pet? Why?

To Student B:**The Interlocutor says: “I’m going to ask you some questions about food and drink”.**

1. What’s your favourite food? Describe it for me.
2. If you were going to make a fruit salad, what fruit would you use? / If you were going to make a sandwich, what would you fill it with?
3. Is there any food which you definitely will not eat? Why?

To Student A:**The Interlocutor says: “I’m going to ask you some questions about free time and entertainment”.**

1. Do you like weekends? What did you do last weekend?
2. Is there anything you hate doing during the weekend?
3. How do you spend your free time? What hobbies do you have? What do you like about your hobby / hobbies? Is there a new hobby you would like to start? Why would you like to start it?

To Student B:**The Interlocutor says: “I’m going to ask you some questions about the environment”.**

1. How long have you been living in this town / village / city? Do you like it? Why? Why not?
2. If you could change anything in the environment / the place where you live, what would you change? Why?
3. Do you prefer spending time at the seaside or the countryside? Why?

TEST 11 – TASK 3 – Thematic Picture**3 MINUTES TOTAL**

Interlocutor says: “Look at the large picture. It shows some children at the playground. Look at the smaller pictures below.”


1A To Student A: Choose one of the small pictures. Tell me what it is. Would you find it at the playground? Why? Why not?

1B To Student B: Choose one of the small pictures. Tell me what it is. Would you find it at the playground? Why? Why not?

Interlocutor then repeats the question, alternating between the two students so that both participate equally.

If a student hesitates for too long and seems to be in difficulty, Interlocutor says: “Would you take this (point to one of the objects) with you to the playground? Why? Why not? Do we find this (point to one of the objects) at the playground? Why? Why not?”

At the playground



TEST 11 – TASK 4 – Single Picture**3 MINUTES TOTAL**

Interlocutor says: “Look at this picture. Then we are going to talk about it. Have you understood?”

Interlocutor allows the students around 5 seconds to look at the picture. The Interlocutor should ask the questions to the two students in turn so that both students participate equally until the 3 minutes assigned for this task have passed.

1. Tell me what you can see in the picture.
2. Can you describe one of these persons for me? [... the other one ...]
3. How old do you think he/she is? [...the other one ...]
4. Where do you think they are? What are they doing there?
5. What do you think happened just before this picture was taken?
6. What do you think happened just after this picture was taken?
7. Is there anything in particular you don't like about the picture? Why?
8. What was the first thing that you noticed when you saw this picture?
9. Do you think this picture was taken in Malta? Why?
10. When do you think this picture was taken? At what time of the day?
11. Can you try to guess at what time of the year it was taken? Why do you think so?
12. Who do you think took this photo?
13. You could put this picture in a photo album. But what else could you do with it? Can you imagine another use for this picture?
14. If this picture was an advertisement, what would it be advertising?
15. Can you think of a title for this picture?
16. Do you wish to ask me anything about this photograph?



Interlocutor says: “The test is over. You may now leave the room.”

END OF TEST

TEST 12 – TASK 1 – Warmer**1 MINUTE – NOT ASSESSED****Each numbered question has two questions – one for each student.**

1A – To Student A: Good morning, can you spell your name for me please?

1B – To Student B: Good morning, can you spell your name for me please?

2A – To Student A: Where do you live? What is your address?

2B – To Student B: How old are you? Which month of the year do you like best? Why?

3A – To Student A: How do you get to school in the morning?
(Prompt: Do you walk or do you come by bus?)
What do you usually see on the way to school?
(Prompt: School children? Adults? Shops? Market?)

3B – To Student B: Talk to me about your favourite room in the house.
Why is it your favourite room?
What else makes it your favourite room?
(Prompt: Games? Books? Posters or pictures?)

4A – To Student A: What do you plan to do today after school?

4B – To Student B: What did you do yesterday after school?

TEST 12 – TASK 2 – Interview**3 MINUTES TOTAL****Interlocutor asks questions on one topic per student at a time as indicated below.****To Student A:****The Interlocutor says: “I’m going to ask you some questions about helping at home”.**

1. Do you like helping at home? Why? Why not?
2. Imagine you are given pocket money for helping at home. How would you spend it? Why?
3. How can you be helpful at home? Talk to me about things you can do to help at home.

To Student B:**The Interlocutor says: “I’m going to ask you some questions about the weather”.**

1. What was the weather like yesterday? Describe yesterday’s weather for me.
2. What clothes do we wear in warm weather? And what clothes do we wear in cold weather?
3. Do you prefer summertime or wintertime? Why? Why don’t you like summer / winter?

To Student A:**The Interlocutor says: “I’m going to ask you some questions about sports”.**

1. Is there a sport that you like best? How long have you been interested in it? Talk to me about it.
2. If you were going to start practising a new sport, which would you choose? Why?
3. Some sports can be dangerous. Describe some dangerous sports for me. What makes them dangerous?

To Student B:**The Interlocutor says: “I’m going to ask you some questions about food and drink”.**

1. What’s your favourite food? Describe it for me.
2. If you were going to make a fruit salad, what fruit would you use? / If you were going to make a sandwich, what would you fill it with?
3. Is there any food which you definitely will not eat? Why?

TEST 12 – TASK 3 – Thematic Picture**3 MINUTES TOTAL**

Interlocutor says: “Look at the large picture. It shows some people at the funfair. Look at the smaller pictures below.”



1A To Student A: Choose one of the small pictures. Tell me what it is. Would you find it at the funfair? Why? Why not?

1B To Student B: Choose one of the small pictures. Tell me what it is. Would you find it at the funfair? Why? Why not?

Interlocutor then repeats the question, alternating between the two students so that both participate equally.

If a student hesitates for too long and seems to be in difficulty, Interlocutor says: “Would you take this (point to one of the objects) with you to the funfair? Why? Why not? Do we find this (point to one of the objects) at the funfair? Why? Why not?”

At the funfair



TEST 12 – TASK 4 – Single Picture**3 MINUTES TOTAL**

Interlocutor says: “Look at this picture. Then we are going to talk about it. Have you understood?”

Interlocutor allows the students around 5 seconds to look at the picture. The Interlocutor should ask the questions to the two students in turn so that both students participate equally until the 3 minutes assigned for this task have passed.

1. Tell me what you can see in the picture.
2. Can you describe one of these persons for me? [... the other one ...]
3. How old do you think he/she is? [...the other one ...]
4. Where do you think they are? What are they doing there?
5. What do you think happened just before this picture was taken?
6. What do you think happened just after this picture was taken?
7. Is there anything in particular you don't like about the picture? Why?
8. What was the first thing that you noticed when you saw this picture?
9. Do you think this picture was taken in Malta? Why?
10. When do you think this picture was taken? At what time of the day?
11. Can you try to guess at what time of the year it was taken? Why do you think so?
12. Who do you think took this photo?
13. You could put this picture in a photo album. But what else could you do with it? Can you imagine another use for this picture?
14. If this picture was an advertisement, what would it be advertising?
15. Can you think of a title for this picture?
16. Do you wish to ask me anything about this photograph?



Interlocutor says: “The test is over. You may now leave the room.”

END OF TEST

TEST 13 – TASK 1 – Warmer**1 MINUTE – NOT ASSESSED****Each numbered question has two questions – one for each student.**

1A – To Student A: Good morning, can you spell your name for me please?

1B – To Student B: Good morning, can you spell your name for me please?

2A – To Student A: Where do you live? What is your address?

2B – To Student B: How old are you? Which month of the year do you like best? Why?

3A – To Student A: How do you get to school in the morning?
(Prompt: Do you walk or do you come by bus?)
What do you usually see on the way to school?
(Prompt: School children? Adults? Shops? Market?)

3B – To Student B: Talk to me about your favourite room in the house.
Why is it your favourite room?
What else makes it your favourite room?
(Prompt: Games? Books? Posters or pictures?)

4A – To Student A: What do you plan to do today after school?

4B – To Student B: What did you do yesterday after school?

TEST 13 – TASK 2 – Interview**3 MINUTES TOTAL****Interlocutor asks questions on one topic per student at a time as indicated below.****To Student A:****The Interlocutor says: “I’m going to ask you some questions about the weather”.**

1. What was the weather like yesterday? Describe yesterday’s weather for me.
2. What clothes do we wear in warm weather? And what clothes do we wear in cold weather?
3. Do you prefer summertime or wintertime? Why? Why don’t you like summer / winter?

To Student B:**The Interlocutor says: “I’m going to ask you some questions about school life”.**

1. What do you like most about your lessons at school? Why?
2. Where do you spend your break time? What do you do during break time?
3. Talk to me about some rules at your school. (follow up) Talk to me about things that you should do at school.

To Student A:**The Interlocutor says: “I’m going to ask you some questions about pets and animals”.**

1. Which animal/s do you like? Why?
2. Do you have any pets? (If the answer is ‘Yes’, ask: How do you take care of your pet/s?) / (If the answer is ‘No’, ask: If somebody was going to give you a pet, which pet would you choose? Why?)
3. Is there an animal which you definitely will not keep as a pet? Why?

To Student B:**The Interlocutor says: “I’m going to ask you some questions about free time and entertainment”.**

1. Do you like weekends? What did you do last weekend?
2. Is there anything you hate doing during the weekend?
3. How do you spend your free time? What hobbies do you have? What do you like about your hobby / hobbies? Is there a new hobby you would like to start? Why would you like to start it?

TEST 13 – TASK 3 – Thematic Picture**3 MINUTES TOTAL**

Interlocutor says: “Look at the large picture, it shows some people at the sports complex. Look at the smaller pictures below.”


1A To Student A: Choose one of the small pictures. Tell me what it is. Would you find it at the sports complex? Why? Why not?

1B To Student B: Choose one of the small pictures. Tell me what it is. Would you find it at the sports complex? Why? Why not?

Interlocutor then repeats the question, alternating between the two students so that both participate equally.

If a student hesitates for too long and seems to be in difficulty, Interlocutor says: “Would you take this (point to one of the objects) with you to the sports complex? Why? Why not? Do we find this (point to one of the objects) at the sports complex? Why? Why not?”

At the sports complex



TEST 13 – TASK 4 – Single Picture**3 MINUTES TOTAL**

Interlocutor says: “Look at this picture. Then we are going to talk about it. Have you understood?”

Interlocutor allows the students around 5 seconds to look at the picture. The Interlocutor should ask the questions to the two students in turn so that both students participate equally until the 3 minutes assigned for this task have passed.

1. Tell me what you can see in the picture.
2. Can you describe one of these persons for me? [... the other one ...]
3. How old do you think he/she is? [...the other one ...]
4. Where do you think they are? What are they doing there?
5. What do you think happened just before this picture was taken?
6. What do you think happened just after this picture was taken?
7. Is there anything in particular you don't like about the picture? Why?
8. What was the first thing that you noticed when you saw this picture?
9. Do you think this picture was taken in Malta? Why?
10. When do you think this picture was taken? At what time of the day?
11. Can you try to guess at what time of the year it was taken? Why do you think so?
12. Who do you think took this photo?
13. You could put this picture in a photo album. But what else could you do with it? Can you imagine another use for this picture?
14. If this picture was an advertisement, what would it be advertising?
15. Can you think of a title for this picture?
16. Do you wish to ask me anything about this photograph?



Interlocutor says: “The test is over. You may now leave the room.”

END OF TEST

TEST 14 – TASK 1 – Warmer**1 MINUTE – NOT ASSESSED****Each numbered question has two questions – one for each student.**

1A – To Student A: Good morning, can you spell your name for me please?

1B – To Student B: Good morning, can you spell your name for me please?

2A – To Student A: Where do you live? What is your address?

2B – To Student B: How old are you? Which month of the year do you like best? Why?

3A – To Student A: How do you get to school in the morning?
(Prompt: Do you walk or do you come by bus?)
What do you usually see on the way to school?
(Prompt: School children? Adults? Shops? Market?)

3B – To Student B: Talk to me about your favourite room in the house.
Why is it your favourite room?
What else makes it your favourite room?
(Prompt: Games? Books? Posters or pictures?)

4A – To Student A: What do you plan to do today after school?

4B – To Student B: What did you do yesterday after school?

TEST 14 – TASK 2 – Interview**3 MINUTES TOTAL****Interlocutor asks questions on one topic per student at a time as indicated below.****To Student A:****The Interlocutor says: “I’m going to ask you some questions about school life”.**

1. What do you like most about your lessons at school? Why?
2. Where do you spend your break time? What do you do during break time?
3. Talk to me about some rules at your school. (follow up) Talk to me about things that you should do at school.

To Student B:**The Interlocutor says: “I’m going to ask you some questions about school activities”.**

1. Describe a school outing that you have been on. (Prompt: when, where, what)
2. Describe a school activity. (Prompt: the school sports day / Christmas concert / book fair ...)
3. Have you ever taken part in a competition or project? Describe what you did. What did you learn from this experience?

To Student A:**The Interlocutor says: “I’m going to ask you some questions about you and others”.**

1. Are you a good friend to someone? Why do you think you are a good friend?
2. What sort of things do you do with your friends at school? And after school?
3. Have you ever given a surprise to somebody? Why did you do this? (If student is at a loss, replace with) What’s the nicest surprise that someone has ever given you?

To Student B:**The Interlocutor says: “I’m going to ask you some questions about sports”.**

1. Is there a sport that you like best? How long have you been interested in it? Talk to me about it.
2. If you were going to start practising a new sport, which would you choose? Why?
3. Some sports can be dangerous. Describe some dangerous sports for me. What makes them dangerous?

TEST 14 – TASK 3 – Thematic Picture**3 MINUTES TOTAL**

Interlocutor says: “Look at the large picture, it shows some people at the restaurant. Look at the smaller pictures below.”



1A To Student A: Choose one of the small pictures. Tell me what it is. Would you find it at the restaurant? Why? Why not?

1B To Student B: Choose one of the small pictures. Tell me what it is. Would you find it at the restaurant? Why? Why not?

Interlocutor then repeats the question, alternating between the two students so that both participate equally.

If a student hesitates for too long and seems to be in difficulty, Interlocutor says: “Would you take this (point to one of the objects) with you to the restaurant? Why? Why not? Do we find this (point to one of the objects) at the restaurant? Why? Why not?”

At the restaurant



TEST 14 – TASK 4 – Single Picture**3 MINUTES TOTAL**

Interlocutor says: “Look at this picture. Then we are going to talk about it. Have you understood?”

Interlocutor allows the students around 5 seconds to look at the picture. The Interlocutor should ask the questions to the two students in turn so that both students participate equally until the 3 minutes assigned for this task have passed.

1. Tell me what you can see in the picture.
2. Can you describe one of these persons for me? [... the other one ...]
3. How old do you think he/she is? [...the other one ...]
4. Where do you think they are? What are they doing there?
5. What do you think happened just before this picture was taken?
6. What do you think happened just after this picture was taken?
7. Is there anything in particular you don't like about the picture? Why?
8. What was the first thing that you noticed when you saw this picture?
9. Do you think this picture was taken in Malta? Why?
10. When do you think this picture was taken? At what time of the day?
11. Can you try to guess at what time of the year it was taken? Why do you think so?
12. Who do you think took this photo?
13. You could put this picture in a photo album. But what else could you do with it? Can you imagine another use for this picture?
14. If this picture was an advertisement, what would it be advertising?
15. Can you think of a title for this picture?
16. Do you wish to ask me anything about this photograph?



Interlocutor says: “The test is over. You may now leave the room.”

END OF TEST

TEST 15 – TASK 1 – Warmer**1 MINUTE – NOT ASSESSED****Each numbered question has two questions – one for each student.**

1A – To Student A: Good morning, can you spell your name for me please?

1B – To Student B: Good morning, can you spell your name for me please?

2A – To Student A: Where do you live? What is your address?

2B – To Student B: How old are you? Which month of the year do you like best? Why?

3A – To Student A: How do you get to school in the morning?
(Prompt: Do you walk or do you come by bus?)
What do you usually see on the way to school?
(Prompt: School children? Adults? Shops? Market?)

3B – To Student B: Talk to me about your favourite room in the house.
Why is it your favourite room?
What else makes it your favourite room?
(Prompt: Games? Books? Posters or pictures?)

4A – To Student A: What do you plan to do today after school?

4B – To Student B: What did you do yesterday after school?

TEST 15 – TASK 2 – Interview**3 MINUTES TOTAL****Interlocutor asks questions on one topic per student at a time as indicated below.****To Student A:****The Interlocutor says: “I’m going to ask you some questions about school activities”.**

1. Describe a school outing that you have been on. (Prompt: when, where, what)
2. Describe a school activity. (Prompt: the school sports day / Christmas concert / book fair ...)
3. Have you ever taken part in a competition or project? Describe what you did. What did you learn from this experience?

To Student B:**The Interlocutor says: “I’m going to ask you some questions about places”.**

1. What sort of places do tourists usually like to visit when in Malta?
2. Tell me about a place that you have been to. Maybe somewhere you went with your family? When did you go there? What did you see? Did you enjoy yourself? Why? Why not?
3. Is there a place that you’d really like to go to? Tell me about it. Why would you like to go there?

To Student A:**The Interlocutor says: “I’m going to ask you some questions about the environment”.**

1. How long have you been living in this town / village / city? Do you like it? Why? Why not?
2. If you could change anything in the environment / the place where you live, what would you change? Why?
3. Do you prefer spending time at the seaside or the countryside? Why?

To Student B:**The Interlocutor says: “I’m going to ask you some questions about you and others”.**

1. Are you a good friend to someone? Why do you think you are a good friend?
2. What sort of things do you do with your friends at school? And after school?
3. Have you ever given a surprise to somebody? Why did you do this? (If student is at a loss, replace with) What’s the nicest surprise that someone has ever given you?

TEST 15 – TASK 3 – Thematic Picture**3 MINUTES TOTAL**

Interlocutor says: “Look at the large picture, it shows a room at the natural history museum. Look at the smaller pictures below.”





1A To Student A: Choose one of the small pictures. Tell me what it is. Would you find it at the natural history museum? Why? Why not?

1B To Student B: Choose one of the small pictures. Tell me what it is. Would you find it at the natural history museum? Why? Why not?

Interlocutor then repeats the question, alternating between the two students so that both participate equally.

If a student hesitates for too long and seems to be in difficulty, Interlocutor says: “Would you take this (point to one of the objects) with you to the natural history museum? Why? Why not? Do we find this (point to one of the objects) at the natural history museum? Why? Why not?”

At the natural history museum



TEST 15 – TASK 4 – Single Picture**3 MINUTES TOTAL**

Interlocutor says: “Look at this picture. Then we are going to talk about it. Have you understood?”

Interlocutor allows the students around 5 seconds to look at the picture. The Interlocutor should ask the questions to the two students in turn so that both students participate equally until the 3 minutes assigned for this task have passed.

1. Tell me what you can see in the picture.
2. Can you describe one of these persons for me? [... the other one ...]
3. How old do you think he/she is? [...the other one ...]
4. Where do you think they are? What are they doing there?
5. What do you think happened just before this picture was taken?
6. What do you think happened just after this picture was taken?
7. Is there anything in particular you don't like about the picture? Why?
8. What was the first thing that you noticed when you saw this picture?
9. Do you think this picture was taken in Malta? Why?
10. When do you think this picture was taken? At what time of the day?
11. Can you try to guess at what time of the year it was taken? Why do you think so?
12. Who do you think took this photo?
13. You could put this picture in a photo album. But what else could you do with it? Can you imagine another use for this picture?
14. If this picture was an advertisement, what would it be advertising?
15. Can you think of a title for this picture?
16. Do you wish to ask me anything about this photograph?



Interlocutor says: “The test is over. You may now leave the room.”

END OF TEST