

Write your name here

Surname					Other names					
Pearson BTEC Level 2 Technical Diploma	Centre Number					Learner Registration Number				
	<input type="text"/>	<input type="text"/>	<input type="text"/>	<input type="text"/>	<input type="text"/>	<input type="text"/>	<input type="text"/>	<input type="text"/>	<input type="text"/>	<input type="text"/>
	<input type="text"/>	<input type="text"/>	<input type="text"/>	<input type="text"/>	<input type="text"/>	<input type="text"/>	<input type="text"/>	<input type="text"/>	<input type="text"/>	<input type="text"/>

# Animal Care

## Set task: Unit 4 Animal Welfare

Window for supervised period: Monday 11 June 2018 – Tuesday 12 June 2018 <b>Supervised hours: 2 hours 30 minutes</b>	Paper Reference <b>21177K</b>
--	----------------------------------

<b>You do not need any other materials.</b>	Total Marks
---	-------------

### Instructions

- This booklet contains material for the completion of the set task under supervised conditions.
- The set task is out of 50 marks.
- This booklet is specific to each timetabled period and this material must be issued only to learners who have been entered to take the task in the specified series/timetabled period.
- This booklet should be kept securely until the start of the 2.5-hour supervised assessment. This set task **must** be undertaken during the 2 day period timetabled by Pearson.

Turn over ►

P58341A

©2018 Pearson Education Ltd.

1/1/1/1/1/1/1/1/1/1



  
**Pearson**

## Instructions to Teachers/Tutors and/or Invigilators

The set task **must** be carried out under supervised conditions. The set task can be in more than one supervised session, however it **must** be completed within two days once commenced.

Learners must complete the set task using this task and answer booklet.

The set task is a formal external assessment and must be conducted with reference to the instructions in this task booklet and the *Instructions for Conducting External Assessments* (ICEA) document, to ensure that the supervised period is conducted correctly and that learners have the opportunity to carry out the required activities independently. For further details please see the Pearson website.

Teachers/tutors and invigilators are responsible for maintaining security and for reporting issues to Pearson. In particular:

- only permitted materials for the set task can be brought into the supervised environment
- during any permitted break and at the end of the session, materials must be kept securely and no items removed from the supervised environment.

After the session, the teacher/tutor or invigilator will confirm that all work was completed independently as part of the authentication submitted to Pearson.

## Outcomes for submission

This task and answer booklet should be submitted to Pearson.  
Each learner must complete an authentication sheet.

DO NOT WRITE IN THIS AREA

DO NOT WRITE IN THIS AREA

DO NOT WRITE IN THIS AREA

DO NOT WRITE IN THIS AREA

DO NOT WRITE IN THIS AREA

DO NOT WRITE IN THIS AREA



**Instructions for Learners**

Read the set task information carefully.

You must plan your time and submit all the required evidence at the end of the supervised period. Your centre will advise you of the timing for the supervised period. You have a total of two and a half hours in this session to complete the task.

You will complete this set task under supervision and your work will be kept securely during any breaks taken.

You must work independently throughout the supervised assessment period and should not share your work with other learners.

**Outcomes for submission**

You should complete the task in this answer book.

You must complete an authentication sheet.

DO NOT WRITE IN THIS AREA

DO NOT WRITE IN THIS AREA

DO NOT WRITE IN THIS AREA

DO NOT WRITE IN THIS AREA

DO NOT WRITE IN THIS AREA

DO NOT WRITE IN THIS AREA



## Set Task Information

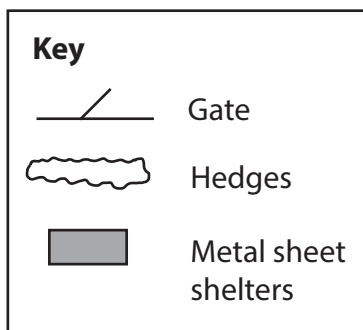
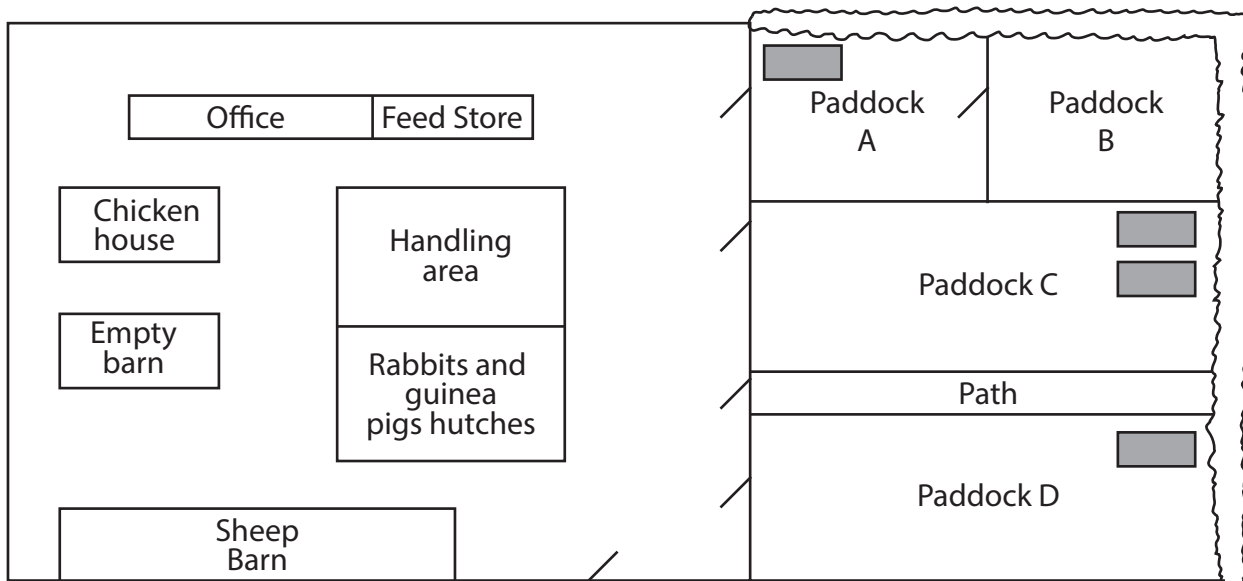
### Scenario

You are working at Newtown City Farm, which is a small city farm. The farm is preparing to open to the public. An assessment of the farm needs to be made to make sure it is ready.

You have been asked by your supervisor to produce a review of Newtown City Farm's routines and procedures. These will be discussed at a morning meeting to prepare for the public opening.

In your review, you must focus on routine procedures, health and safety and legal responsibilities.

### Layout of the Newtown City Farm



This diagram is not to scale.

DO NOT WRITE IN THIS AREA

DO NOT WRITE IN THIS AREA

DO NOT WRITE IN THIS AREA





DO NOT WRITE IN THIS AREA

DO NOT WRITE IN THIS AREA

DO NOT WRITE IN THIS AREA



### List of animals at Newstown City Farm

Animals	Number	
Rabbits	4	
Guinea pigs	6	
Chickens	10	
Sheep	7	

DO NOT WRITE IN THIS AREA

DO NOT WRITE IN THIS AREA

DO NOT WRITE IN THIS AREA

DO NOT WRITE IN THIS AREA

DO NOT WRITE IN THIS AREA

DO NOT WRITE IN THIS AREA



## Procedures at Newstown City Farm for cleaning and disinfecting

Standard Operating Procedures (SOPs) for cleaning and disinfecting the animal housing.

1. Take animals out of housing.
2. Remove as much bedding/litter as you can from the housing.
3. Sweep out the housing before washing.
4. Spray detergent on all surfaces.
5. Leave for 15 minutes.
6. Pressure wash the walls and then the floors.
7. Dilute disinfectant to ratio of 1:100.
8. Apply disinfectant using a pressure washer.
9. Leave to dry.
10. Put in new bedding to a depth of 5cm.
11. Wash and dry all equipment.
12. Put all equipment away.

DO NOT WRITE IN THIS AREA

DO NOT WRITE IN THIS AREA

DO NOT WRITE IN THIS AREA

DO NOT WRITE IN THIS AREA

DO NOT WRITE IN THIS AREA

DO NOT WRITE IN THIS AREA





## Sanitiser and Disinfectant

### Instructions for Use

Clean all surfaces with a suitable detergent, rinse with water and allow to dry.

Using low pressure equipment, soak all surfaces with diluted *Sanitiser and Disinfectant*.

1 litre of *Sanitiser and Disinfectant* diluted at a ratio of 1:100 covers 4m<sup>2</sup>.

Remember to:

- Wear appropriate personal protective equipment (masks and gloves) during application.
- Make sure the building is well ventilated.
- Wait 3 hours before going into the building again.

**These are the instructions for the chemicals used for disinfecting.**



**Staff rota for Newstown City Farm for the first week of the month**

	<b>Steve</b>	<b>Eleri</b>	<b>Amrit</b>
	6 am – 3 pm	8 am – 2 pm	1 pm – 6 pm
Monday	✓		✓
Tuesday	✓		✓
Wednesday	✓		HOLIDAY
Thursday	✓		
Friday	✓		✓
Saturday		✓	✓
Sunday		✓	✓

DO NOT WRITE IN THIS AREA

DO NOT WRITE IN THIS AREA

DO NOT WRITE IN THIS AREA

DO NOT WRITE IN THIS AREA

DO NOT WRITE IN THIS AREA

DO NOT WRITE IN THIS AREA





DO NOT WRITE IN THIS AREA

DO NOT WRITE IN THIS AREA

DO NOT WRITE IN THIS AREA

DO NOT WRITE IN THIS AREA

DO NOT WRITE IN THIS AREA

DO NOT WRITE IN THIS AREA

Daily routine	Weekly routine	Monthly routine
<p>06.00 Collect any eggs.</p> <p>Check animals have water.</p> <p>Check sheep in the barn.</p> <p>Check animals in the outdoor areas.</p> <p>09.00 Assist visiting school groups.</p> <p>11.15 Put down fresh hay, prepare feeds and feed animals.</p> <p>12.00 Paperwork Lunch</p> <p>14.00 Check which groups are using the farm tomorrow and what they plan to do.</p> <p>14.30 Check sheep.</p> <p>15.00 Feed animals.</p> <p>17.45 Lock hens in. Check animals are secure.</p> <p>18.00 Lock gates.</p>	<p>Mondays Check outdoor shelters.</p> <p>Wednesdays Health checks for all animals.</p> <p>Fridays Amount of food checked.</p>	<p>Week 1 Check fencing and gates are secure.</p> <p>Week 2 Lay rat poison and check traps.</p> <p>Week 3 General cleaning and maintenance of vehicles, buildings and surroundings.</p> <p>Week 4 Check and reorder PPE.</p>



### Checklist of legal requirements

1. Anyone working with the animals must be familiar with the welfare codes relating to all species of livestock.
2. All employees must have access to a copy of the welfare codes at all times and know how to use them.
3. New animals must be:
  - a. kept separate from other animals for an appropriate period
  - b. inspected and treated for diseases.
4. Records of the following must be kept for at least three years:
  - a. any medicinal treatment given
  - b. the number of deaths found on each inspection.
5. Food containers should be kept clean in a designated area and any stale feed removed.
6. Equipment and utensils used for feeding should be cleansed thoroughly and sterilised frequently.
7. Animal housing must be safe and well-constructed.
8. All animals must be enclosed in a secure area to prevent escape.
9. Dry, clean and comfortable bedding should be provided for all animals.
10. Very young animals require safe sources of extra heat.
11. Suitable accommodation, separate from other livestock, should be available for sick or injured animals.
12. Animals suffering from disease should be segregated and treated immediately.

DO NOT WRITE IN THIS AREA

DO NOT WRITE IN THIS AREA

DO NOT WRITE IN THIS AREA

DO NOT WRITE IN THIS AREA

DO NOT WRITE IN THIS AREA

DO NOT WRITE IN THIS AREA



**Set Task**

You must complete the following task.

Use the information in this booklet to complete your review of the routines and procedures at Newstown City Farm.

You will complete your review under the following headings.

Activity 1: Review the routine tasks and procedures at Newstown City Farm.

**(Total for Activity 1 = 20 marks)**

Activity 2: Review the health and safety requirements at Newstown City Farm.

**(Total for Activity 2 = 15 marks)**

Activity 3: Review the legal responsibilities at Newstown City Farm.

**(Total for Activity 3 = 15 marks)**

**TOTAL FOR TASK = 50 MARKS**

DO NOT WRITE IN THIS AREA

DO NOT WRITE IN THIS AREA

DO NOT WRITE IN THIS AREA

DO NOT WRITE IN THIS AREA

DO NOT WRITE IN THIS AREA

DO NOT WRITE IN THIS AREA





DO NOT WRITE IN THIS AREA

DO NOT WRITE IN THIS AREA

DO NOT WRITE IN THIS AREA

DO NOT WRITE IN THIS AREA

DO NOT WRITE IN THIS AREA

DO NOT WRITE IN THIS AREA

Handwriting practice area with 20 horizontal dotted lines.

**(Total for Activity 1 = 20 marks)**







DO NOT WRITE IN THIS AREA

DO NOT WRITE IN THIS AREA

DO NOT WRITE IN THIS AREA

DO NOT WRITE IN THIS AREA

DO NOT WRITE IN THIS AREA

DO NOT WRITE IN THIS AREA

Handwriting practice area with ten horizontal dotted lines.

**(Total for Activity 2 = 15 marks)**





DO NOT WRITE IN THIS AREA

DO NOT WRITE IN THIS AREA

DO NOT WRITE IN THIS AREA

DO NOT WRITE IN THIS AREA

DO NOT WRITE IN THIS AREA

DO NOT WRITE IN THIS AREA

Area with horizontal dotted lines for writing.

**(Total for Activity 3 = 15 marks)**

**TOTAL FOR PAPER = 50 MARKS**





DO NOT WRITE IN THIS AREA

DO NOT WRITE IN THIS AREA

DO NOT WRITE IN THIS AREA

DO NOT WRITE IN THIS AREA

DO NOT WRITE IN THIS AREA

DO NOT WRITE IN THIS AREA

**BLANK PAGE**



DO NOT WRITE IN THIS AREA

DO NOT WRITE IN THIS AREA

DO NOT WRITE IN THIS AREA

DO NOT WRITE IN THIS AREA

DO NOT WRITE IN THIS AREA

DO NOT WRITE IN THIS AREA

**BLANK PAGE**



P 5 8 3 4 1 A 0 1 9 2 0

DO NOT WRITE IN THIS AREA

DO NOT WRITE IN THIS AREA

DO NOT WRITE IN THIS AREA

**BLANK PAGE**

