

Please check the examination details below before entering your candidate information

Candidate surname

Other names

**Pearson BTEC
Level 3
Nationals
Certificate**

Centre Number

--	--	--	--	--	--	--

Learner Registration Number

--	--	--	--	--	--	--	--	--	--

Wednesday 15 January 2020

Afternoon (Time: 40 minutes)

Paper Reference **31617H/1P**

**Applied Science / Forensic and Criminal
Investigation**

Unit 1: Principles and Application of Science I

Physics

SECTION C: WAVES IN COMMUNICATION

You will need:

A calculator and a ruler.

Total Marks

Instructions

- Use **black** ink or ball-point pen.
- **Fill in the boxes** at the top of this page with your name, centre number and learner registration number.
- Answer **all** questions.
- Answer the questions in the spaces provided
– *there may be more space than you need.*

Information

- The exam comprises three papers worth 30 marks each.
Section A: Structure and functions of cells and tissues (Biology).
Section B: Periodicity and properties of elements (Chemistry).
Section C: Waves in communication (Physics).
- The total mark for this exam is 90.
- The marks for **each** question are shown in brackets
– *use this as a guide as to how much time to spend on each question.*
- The formulae sheet can be found at the back of this paper.

Advice

- Read each question carefully before you start to answer it.
- Try to answer every question.
- Check your answers if you have time at the end.

Turn over ►

P63943A

©2020 Pearson Education Ltd.

1/1/1/1/1/1/



Pearson

Answer ALL questions. Write your answers in the spaces provided.

Some questions must be answered with a cross in a box . If you change your mind about an answer, put a line through the box and then mark your new answer with a cross .

1 Figure 1 shows a pendulum pulled to the right-hand side.

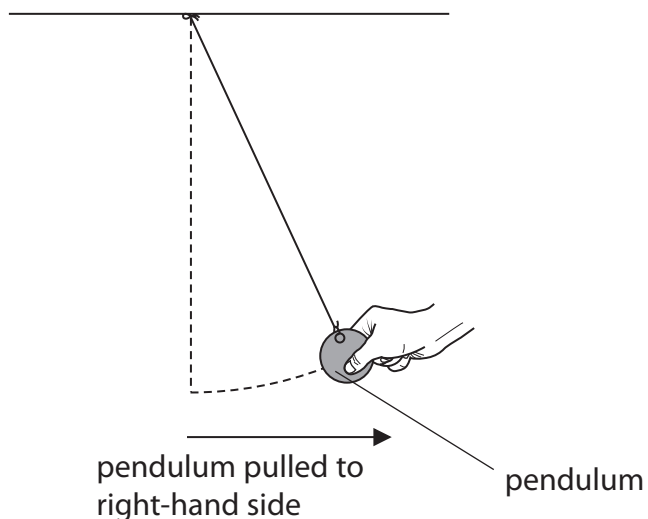


Figure 1

The pendulum is released and starts to swing.

Figure 2 shows how the displacement of the pendulum changes with time.

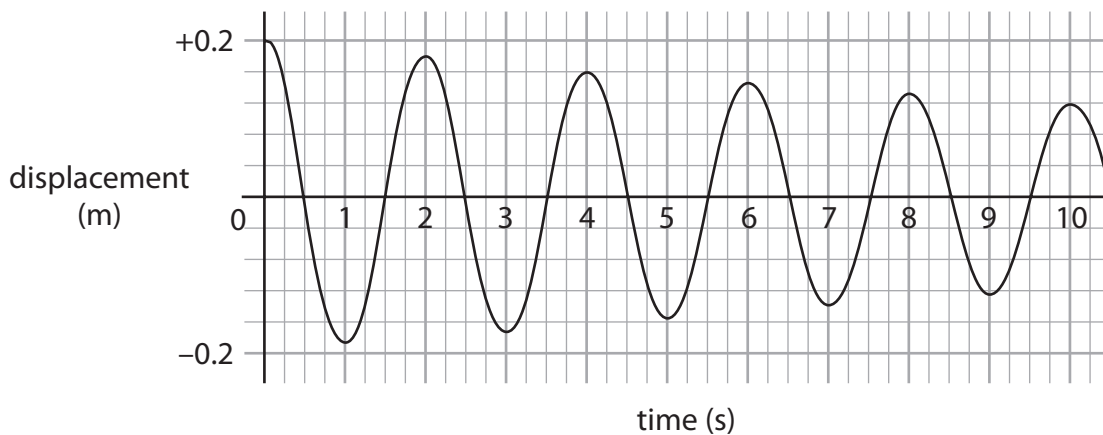


Figure 2

DO NOT WRITE IN THIS AREA

DO NOT WRITE IN THIS AREA

DO NOT WRITE IN THIS AREA

DO NOT WRITE IN THIS AREA

DO NOT WRITE IN THIS AREA

DO NOT WRITE IN THIS AREA



(a) (i) Give the time taken for **one** complete oscillation.

(1)

time for one complete oscillation = s

(ii) Which statement correctly describes the amplitude of the oscillations in Figure 2?

(1)

- A** The amplitude is constant.
- B** The amplitude decreases then increases.
- C** The amplitude increases then decreases.
- D** The amplitude gradually decreases.

(b) A learner uses a different pendulum.

The time for one complete oscillation (T) is 5.0 seconds.

Calculate the frequency (f).

Use the equation: $f = 1/T$

(2)

frequency = Hz

(Total for Question 1 = 4 marks)



2 (a) Figure 3 shows the emission spectra of four elements, W, X, Y and Z.

The emission spectrum of an unknown substance is also shown in Figure 3.

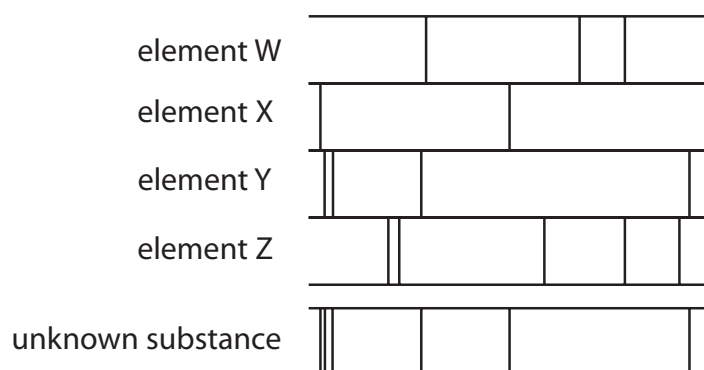


Figure 3

Identify the elements contained in the unknown substance.

(1)

- A W and X
- B W and Y
- C X and Y
- D X and Z

DO NOT WRITE IN THIS AREA

DO NOT WRITE IN THIS AREA

DO NOT WRITE IN THIS AREA

DO NOT WRITE IN THIS AREA

DO NOT WRITE IN THIS AREA

DO NOT WRITE IN THIS AREA



(b) A hydrogen lamp contains hydrogen atoms.

Light from the hydrogen lamp is used to produce an emission spectrum.

Figure 4 shows the visible part of the emission spectrum for hydrogen.

The emission spectrum is a set of coloured lines on a black background.

Each coloured line has a specific frequency.

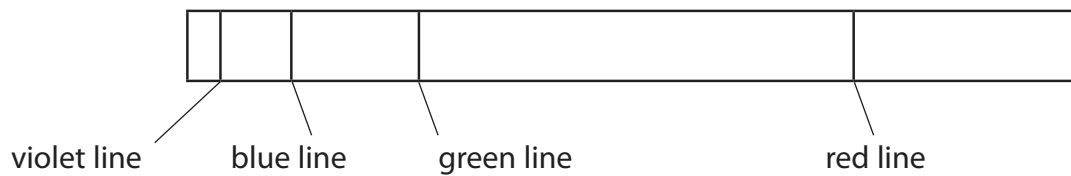


Figure 4

Explain why hydrogen atoms only produce light of specific frequencies.

You may include diagrams to support your answer.

(3)

.....

.....

.....

.....

.....

.....



(c) Describe how a diffraction grating affects the light from a hydrogen lamp.

(2)

.....

.....

.....

.....

(d) The red line in the hydrogen emission spectrum has a wavelength of 656 nm.

The speed of light is $3.00 \times 10^8 \text{ ms}^{-1}$.

Calculate the frequency of the red line in the hydrogen emission spectrum.

Use the equation: $v = f\lambda$

(4)

frequency of the red line = Hz

(Total for Question 2 = 10 marks)

DO NOT WRITE IN THIS AREA

DO NOT WRITE IN THIS AREA

DO NOT WRITE IN THIS AREA

DO NOT WRITE IN THIS AREA

DO NOT WRITE IN THIS AREA

DO NOT WRITE IN THIS AREA



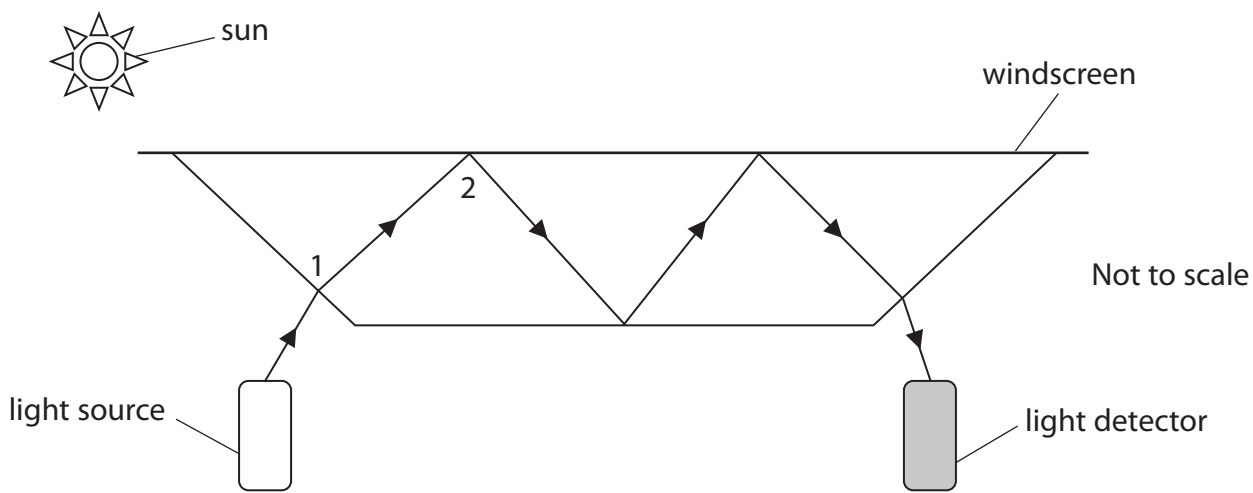
3 Many cars have rain sensors attached to the windscreen.

Rain sensors automatically switch on the car's windscreen wipers when it rains.

The rain sensor consists of a light source and a light detector.

Figure 5 shows light travelling from the light source to the light detector.

When the light reaches the light detector, the windscreen wiper does not turn on.



© Puppenbenutzer

Figure 5

(a) (i) Name the effect that occurs to the light at point 1 in Figure 5.

(1)

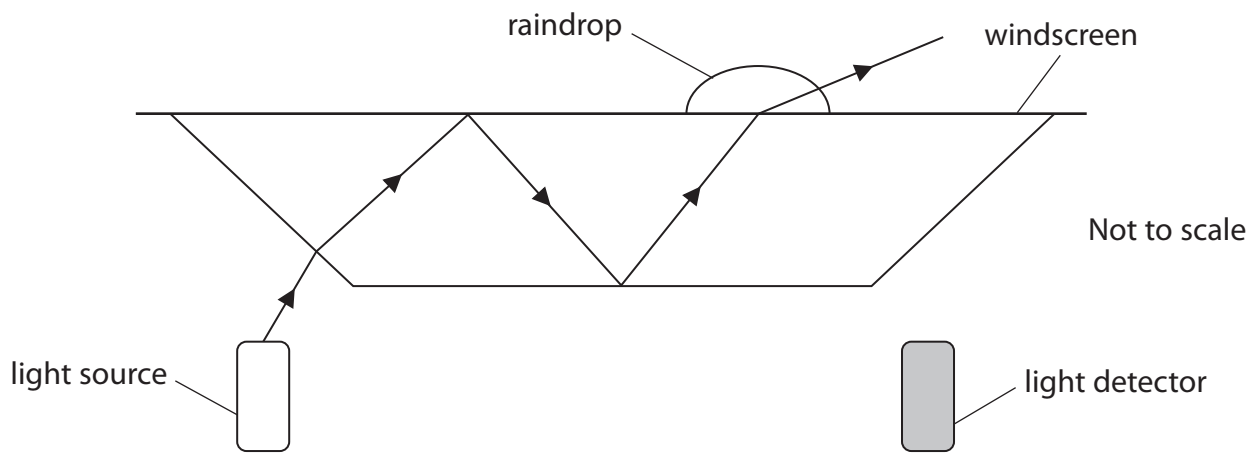
(ii) Name the effect that occurs to the light at point 2 in Figure 5.

(1)



P 6 3 9 4 3 A 0 7 1 6

(b) Figure 6 shows what happens to the ray of light when there is a raindrop on the windscreen. The raindrop increases the critical angle of the light from 42° to 62° .



© Puppenbenutzer

Figure 6

Explain why the windscreen wiper turns on when a raindrop falls on the windscreen. (3)

.....

.....

.....

.....

.....

.....

(Total for Question 3 = 5 marks)

DO NOT WRITE IN THIS AREA

DO NOT WRITE IN THIS AREA

DO NOT WRITE IN THIS AREA

DO NOT WRITE IN THIS AREA

DO NOT WRITE IN THIS AREA

DO NOT WRITE IN THIS AREA



4 Analogue and digital electronic signals are used for communication.

(a) Sketch a graph of an **analogue** signal.

(2)

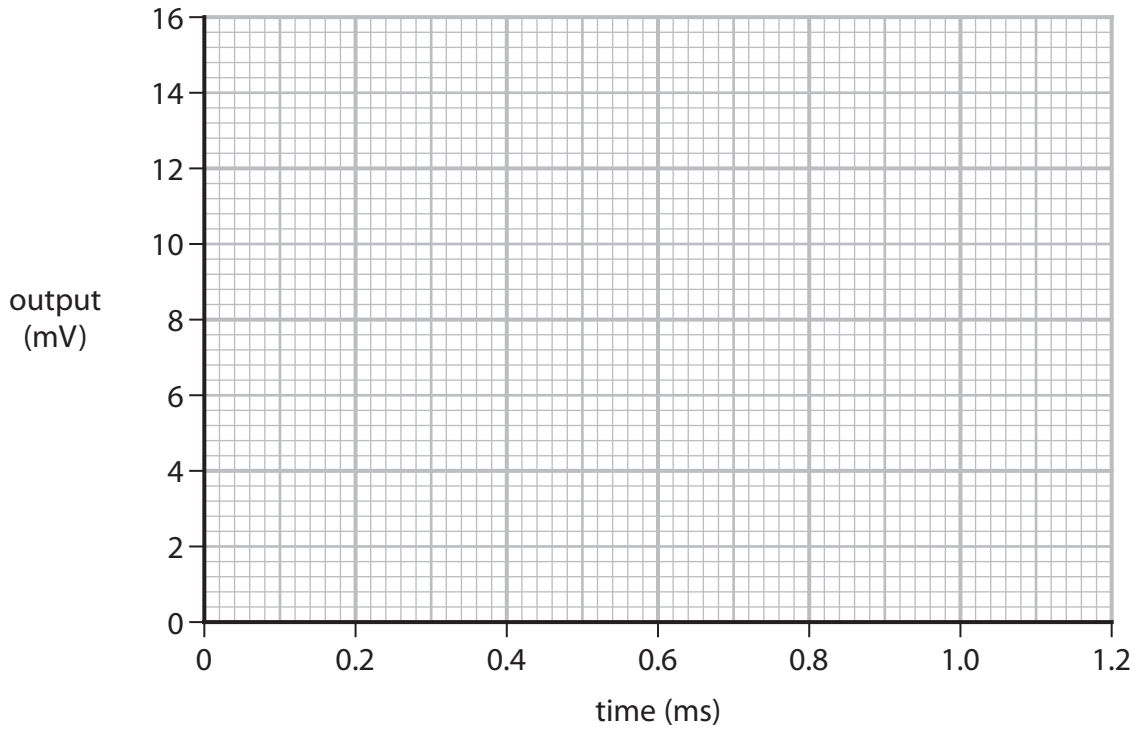


Figure 7

(b) Explain **one** advantage of using electronic digital signals instead of using analogue signals for communication.

(2)

.....

.....

.....

.....



(c) Figure 8 shows a series of digital pulses.

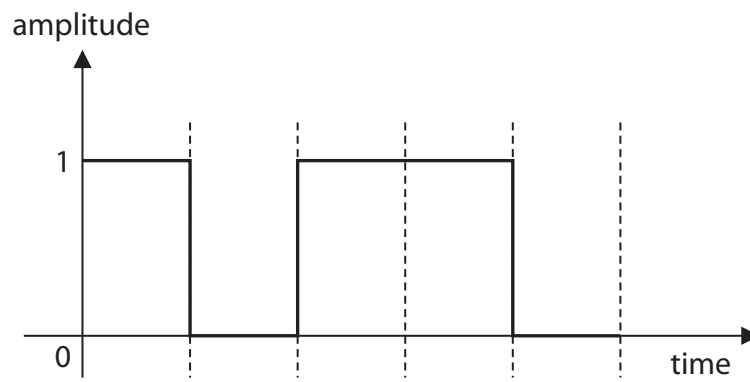


Figure 8

Identify the correct coding for this series of pulses.

(1)

- A** 01001
- B** 01011
- C** 10100
- D** 10110

(Total for Question 4 = 5 marks)

DO NOT WRITE IN THIS AREA

DO NOT WRITE IN THIS AREA

DO NOT WRITE IN THIS AREA

DO NOT WRITE IN THIS AREA

DO NOT WRITE IN THIS AREA

DO NOT WRITE IN THIS AREA



5 Infrared and Bluetooth® are both used for short range wireless communication.
Compare the similarities and differences of the waves produced by infrared and Bluetooth® devices.

(6)

Area with horizontal dotted lines for writing the answer.

DO NOT WRITE IN THIS AREA

DO NOT WRITE IN THIS AREA

DO NOT WRITE IN THIS AREA

DO NOT WRITE IN THIS AREA

DO NOT WRITE IN THIS AREA

DO NOT WRITE IN THIS AREA



P 6 3 9 4 3 A 0 1 1 1 6

.....

.....

.....

.....

(Total for Question 5 = 6 marks)

TOTAL FOR SECTION C = 30 MARKS
TOTAL FOR EXAM = 90 MARKS

DO NOT WRITE IN THIS AREA

DO NOT WRITE IN THIS AREA

DO NOT WRITE IN THIS AREA

DO NOT WRITE IN THIS AREA

DO NOT WRITE IN THIS AREA

DO NOT WRITE IN THIS AREA

DO NOT WRITE IN THIS AREA

DO NOT WRITE IN THIS AREA



Formulae sheet

Wave speed

$$v = f\lambda$$

Speed of a transverse wave on a string

$$v = \sqrt{\frac{T}{\mu}}$$

Refractive index

$$n = \frac{c}{v} = \frac{\sin i}{\sin r}$$

Critical angle

$$\sin C = \frac{1}{n}$$

Inverse square law in relation to the intensity of a wave

$$I = \frac{k}{r^2}$$





DO NOT WRITE IN THIS AREA

DO NOT WRITE IN THIS AREA

DO NOT WRITE IN THIS AREA

DO NOT WRITE IN THIS AREA

DO NOT WRITE IN THIS AREA

DO NOT WRITE IN THIS AREA

BLANK PAGE



DO NOT WRITE IN THIS AREA

DO NOT WRITE IN THIS AREA

DO NOT WRITE IN THIS AREA

DO NOT WRITE IN THIS AREA

DO NOT WRITE IN THIS AREA

DO NOT WRITE IN THIS AREA

BLANK PAGE



P 6 3 9 4 3 A 0 1 5 1 6

DO NOT WRITE IN THIS AREA

DO NOT WRITE IN THIS AREA

DO NOT WRITE IN THIS AREA

BLANK PAGE

