



Mark Scheme (Results)

January 2019

BTEC Level 3 National in Applied
Science/Forensic and Criminal
Investigation

Unit 1: Principles and Applications of
Science I – Physics (31617H/1P)



Edexcel and BTEC Qualifications

Edexcel and BTEC qualifications come from Pearson, the world's leading learning company. We provide a wide range of qualifications including academic, vocational, occupational and specific programmes for employers. For further information visit our qualifications websites at www.edexcel.com or www.btec.co.uk for our BTEC qualifications.

Alternatively, you can get in touch with us using the details on our contact us page at www.edexcel.com/contactus.

If you have any subject specific questions about this specification that require the help of a subject specialist, you can speak directly to the subject team at Pearson.

Their contact details can be found on this link: www.edexcel.com/teachingservices.

You can also use our online Ask the Expert service at www.edexcel.com/ask. You will need an Edexcel username and password to access this service.

Pearson: helping people progress, everywhere

Our aim is to help everyone progress in their lives through education. We believe in every kind of learning, for all kinds of people, wherever they are in the world. We've been involved in education for over 150 years, and by working across 70 countries, in 100 languages, we have built an international reputation for our commitment to high standards and raising achievement through innovation in education. Find out more about how we can help you and your students at: www.pearson.com/uk

January 2019

Publications Code 31617H1P_1901_MS

All the material in this publication is copyright

© Pearson Education Ltd 2019

Unit 1: Applications of Science I – sample marking grid

General marking guidance

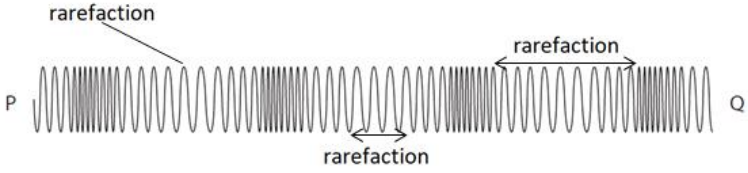
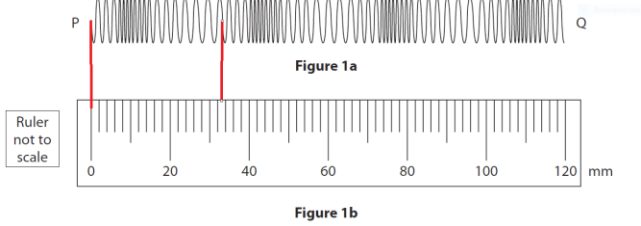
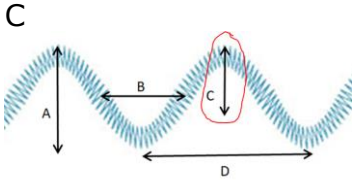
- All learners must receive the same treatment. Examiners must mark the first learner in exactly the same way as they mark the last.
- Marking grids should be applied positively. Learners must be rewarded for what they have shown they can do, rather than be penalised for omissions.
- Examiners should mark according to the marking grid, not according to their perception of where the grade boundaries may lie.
- All marks on the marking grid should be used appropriately.
- All the marks on the marking grid are designed to be awarded. Examiners should always award full marks if deserved. Examiners should also be prepared to award zero marks, if the learner's response is not rewardable according to the marking grid.
- Where judgement is required, a marking grid will provide the principles by which marks will be awarded.
- When examiners are in doubt regarding the application of the marking grid to a learner's response, a senior examiner should be consulted.


Specific marking guidance

The marking grids have been designed to assess learner work holistically. Rows in the grids identify the assessment focus/outcome being targeted. When using a marking grid, the 'best fit' approach should be used.

- Examiners should first make a holistic judgement on which band most closely matches the learner's response and place it within that band. Learners will be placed in the band that best describes their answer.
- The mark awarded within the band will be decided based on the quality of the answer, in response to the assessment focus/outcome and will be modified according to how securely all bullet points are displayed at that band.
- Marks will be awarded towards the top or bottom of that band, depending on how they have evidenced each of the descriptor bullet points.

Section C – Waves in communication

Question Number	Answer	Additional guidance	Mark
1 (a)(i)	<p>Any point or length between two compressions labelled on the diagram.</p> 	<p>Only ignore spelling as 'rarefraction' if the correct region has been indicated</p>	1
1 (a)(ii)	<p>33(mm) /3.3cm</p> 	<p>accept any number between from 30 to 34 (mm) inclusive</p> <p>accept any number between 3.0 cm and 3.6 cm inclusive</p>	1
1 (a)(iii)	<p>Any one from:</p> <p>(slinky) pushed/pulled (1)</p> <p>(hand) moves backwards/forwards (1)</p> <p>AND</p> <p>Any one from:</p> <p>{in line with/along/ parallel to} the slinky (1)</p> <p>{in line with/along/parallel to} the direction of the wave/displacement/propagation (1)</p>		2
1 (b)			1
total			5 marks

Question Number	Answer	Additional guidance	Mark
2 (a)	C 		1
2 (b)	Award two marks for identification and one additional mark for appropriate justification. Identification element Q (1) element R (1) Justification idea of all the (spectral) lines {match up/are there}/ 10 lines match up (1) or reverse argument none of the spectral lines match for P and S (1)	Identification of PQRS,PQS or PRS no mark Identification of PQR or QRS one mark only awarded if Q and R identified	3
2 (c)	D one wavelength		1
total			5 marks

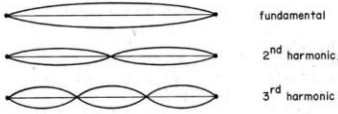
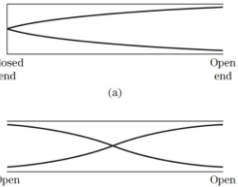




Question Number	Answer	Additional Guidance	Mark
3 (a)	<p>Award one mark for an identification and one mark for a linked expansion:</p> <p>storms/ we t weather/ being below ground level/ terrain/ large buildings (1) (causing) attenuation / reduction in intensity/ absorption of signal (1)</p> <p>OR</p> <p>reflection (from large buildings or hills)/ overlapping signals (1) (Causing) destructive superposition/ interference (1)</p> <p>OR</p> <p>system capacity/ network overload(1) (due to) too few frequencies available / large volume of calls(1)</p> <p>OR</p> <p>lack of specific network coverage net (1) (due to) mismatch between mobile and transmitter(1)</p> <p>OR</p> <p>signal not available at ground level(1) (due to) network shadow/ too close to transmitter(1)</p>	<p>accept equivalent word for large</p> <p>accept too many callers using the network</p>	2

<p>3 (b)</p>	<p>substitution I and k(1)</p> $9.0 \times 10^{-10} = \frac{1.8}{r^2}$ <p>rearrangement (1)</p> $(r =) \sqrt{\frac{1.8}{9.0 \times 10^{-10}}}$ <p>or</p> $r = \sqrt{\frac{k}{I}}$ <p>or</p> $r^2 = \frac{k}{I}$ <p>or</p> $(r^2 =) \frac{1.8}{9.0 \times 10^{-10}}$ <p>evaluation of square root 45000(m) (1)</p> <p>conversion 45(km) (1)</p>	<p>award full marks for 45 (km) without working shown</p> <p>substitution and rearrangement in either order</p> <p>correct rearrangement using $I = 1.5 \text{Wm}^{-2}$ gains a compensatory 1 mark</p> <p>2 000 000 000m $2 \times 10^9 \text{m}$ gains 2 marks</p> <p>accept any value that rounds to 45000m</p> <p>2 000 000km 2×10^6 gains 3 marks</p> <p>allow any value of distance in metres to be converted to km for 1 mark</p> <p>accept any value that rounds to 45(km) power of ten error gains 3 marks</p>	<p>4</p>
---------------------	--	---	----------

	<p>Alternative method</p> $\frac{I_1}{I_2} = \frac{r_2^2}{r_1^2}$ <p>rearrangement (1) $r_1^2 = \frac{r_2^2 \times I_2}{I_1}$</p> <p>substitution (1) $(r_1^2 =) \frac{1.1 \times 1.1 \times 1.5}{9.0 \times 10^{-10}}$</p> <p>evaluation 45 000(m) (1)</p> <p>conversion 45(km) (1)</p>	<p>rearrangement and substitution in either order</p> <p>accept any value that rounds to 45(km) power of ten error gains 3 marks</p>	
3 (c)(i)	<p>Any one reason from:</p> <p>frequency {hopping/jumping}/adaptive frequency hopping (AFH)/ frequency hopping spread spectrum (FHSS)(1)</p> <p>time division multiplexing(TDM)/ channel hopping(1)</p> <p>direct sequence spread (DSSS)(1)</p>	<p>allow change Wi-Fi frequency band from 2.4GHz to 5 GHz</p>	1
3 (c)(ii)	<p>Any two from:</p> <p>tethering a mobile phone for (hands free) use in a car (1)</p> <p>wireless headphones/speakers/mouse and keyboards (1)</p> <p>file/data transfer (1)</p> <p>opening car/garage doors/gates (1)</p> <p>accept any correct alternative response</p>	<p>do not accept generalised statements such as 'connects two or more devices' 'communication over short distances'</p>	2
total			9 marks

Question	Answer	Additional Guidance	Mark
----------	--------	---------------------	------

Number			
4 (a)	<p>substitution (1) $(\sin C) = \frac{1}{1.52}$</p> <p>evaluation (1) 0.658</p> <p>conversion (1) 41.1(°)</p>	<p>Award full marks for an answer which rounds down to 41(°)</p> <p>do not accept 0.65</p> <p>accept 0.66 evaluated or on the answer line for 2 marks</p> <p>answer 40. 5(4)° gains 2 marks</p> <p>award full marks for correct answer without working shown</p>	3
4 (b)	<p>Award one mark for an identification and one mark for a linked expansion:</p> <p>identification (cladding) increases the critical angle/ increases the angle of <u>reflection</u> / reflects at a larger angle(1)</p> <p>expansion (giving)fewer reflections (1) less energy/data loss (1) distance travelled is smaller (1) time of transmission shorter(1) dispersion of signal reduced(1)</p> <p>OR</p> <p>identification only rays close to the axis are transmitted (1)</p> <p>expansion rays at less than the critical angle are refracted into cladding and disperse (1)</p>	<p>do not accept 'the signal/ light travels faster/ quicker unless it is clear that this refers to the shorter time for transmission.</p>	2
total			4 marks

Question number	Indicative content												
5	<p>Answers will be credited according to the learner's demonstration of knowledge and understanding of the material, using the indicative content and levels descriptors below. The indicative content that follows is not prescriptive. Answers may cover some or all of the indicative content but learners should be rewarded for other relevant answers.</p> <p>Similarities:</p> <ul style="list-style-type: none"> • both use oscillations/vibrations • both have stationary/standing waves set up • both produce the sound due to resonance • the pitch/frequency of the note produced can be changed • harmonics can be formed to vary the quality of note produced <p>Differences:</p> <table border="1" data-bbox="443 745 1340 2020"> <thead> <tr> <th data-bbox="443 745 895 779">Waves on strings</th> <th data-bbox="903 745 1340 779">Waves in a pipe</th> </tr> </thead> <tbody> <tr> <td data-bbox="443 779 895 813">String vibrates</td> <td data-bbox="903 779 1340 813">Air vibrates</td> </tr> <tr> <td data-bbox="443 813 895 846">Wave is transverse</td> <td data-bbox="903 813 1340 846">Wave is longitudinal</td> </tr> <tr> <td data-bbox="443 846 895 1435"> Stationary/standing wave has a node at each end Credit diagrams showing waves on strings. e.g  </td> <td data-bbox="903 846 1340 1435"> Stationary/standing wave for closed pipe has node at closed end and antinode at open end For an open pipe there is an antinode at both ends and the node is at the centre for the lowest frequency (fundamental). Credit diagrams showing waves in pipes e.g  </td> </tr> <tr> <td data-bbox="443 1435 895 1998"> Lowest frequency that can be produced on a string (fundamental) is when the wavelength of the wave is $2l$ where l is the length of the string </td> <td data-bbox="903 1435 1340 1998"> The lowest frequency that can be produced in a closed pipe (fundamental) is when the wavelength of the wave is $4l$ where l is the length of the pipe. For an open pipe the lowest frequency that can be produced (fundamental) is when the wavelength of the wave is $2l$ where l is the length of the pipe </td> </tr> <tr> <td data-bbox="443 1998 895 2020">Frequency/pitch can be</td> <td data-bbox="903 1998 1340 2020">Frequency/pitch can be</td> </tr> </tbody> </table>	Waves on strings	Waves in a pipe	String vibrates	Air vibrates	Wave is transverse	Wave is longitudinal	Stationary/standing wave has a node at each end Credit diagrams showing waves on strings. e.g 	Stationary/standing wave for closed pipe has node at closed end and antinode at open end For an open pipe there is an antinode at both ends and the node is at the centre for the lowest frequency (fundamental). Credit diagrams showing waves in pipes e.g 	Lowest frequency that can be produced on a string (fundamental) is when the wavelength of the wave is $2l$ where l is the length of the string	The lowest frequency that can be produced in a closed pipe (fundamental) is when the wavelength of the wave is $4l$ where l is the length of the pipe. For an open pipe the lowest frequency that can be produced (fundamental) is when the wavelength of the wave is $2l$ where l is the length of the pipe	Frequency/pitch can be	Frequency/pitch can be
Waves on strings	Waves in a pipe												
String vibrates	Air vibrates												
Wave is transverse	Wave is longitudinal												
Stationary/standing wave has a node at each end Credit diagrams showing waves on strings. e.g 	Stationary/standing wave for closed pipe has node at closed end and antinode at open end For an open pipe there is an antinode at both ends and the node is at the centre for the lowest frequency (fundamental). Credit diagrams showing waves in pipes e.g 												
Lowest frequency that can be produced on a string (fundamental) is when the wavelength of the wave is $2l$ where l is the length of the string	The lowest frequency that can be produced in a closed pipe (fundamental) is when the wavelength of the wave is $4l$ where l is the length of the pipe. For an open pipe the lowest frequency that can be produced (fundamental) is when the wavelength of the wave is $2l$ where l is the length of the pipe												
Frequency/pitch can be	Frequency/pitch can be												

	changed by altering length, tension and mass per unit length of string	changed by altering the pressure of the air and length of air column using stops.
	This indicative content can be obtained from any labelled diagrams showing waves on strings and pipes	

Mark scheme (award up to 6 marks) refer to the guidance on the cover of this document for how to apply levels-based mark schemes*.

Level	Mark	Descriptor
Level 0	0	No rewardable material.
Level 1	1–2	<ul style="list-style-type: none"> • Demonstrates adequate knowledge and understanding of scientific facts/concepts to the given context with generalised comments made • Generic statements may be presented rather than linkages to the context being made so that lines of reasoning are unsupported or partially supported • The comparison will contain some similarities and differences showing some structure and coherence
Level 2	3–4	<ul style="list-style-type: none"> • Demonstrates good knowledge and understanding by selecting and applying some relevant scientific facts/concepts to provide the comparison being presented • Lines of argument mostly supported through the application of relevant evidence drawn from the context • Demonstrate an awareness of both similarities and differences leading to a comparison which has a structure which is mostly clear, coherent and logical
Level 3	5–6	<ul style="list-style-type: none"> • Demonstrates comprehensive knowledge and understanding by selecting and applying relevant knowledge of scientific facts/concepts to provide the comparison being presented • Line(s) of argument consistently supported throughout by sustained application of relevant evidence drawn from the context • The comparison shows a logical chain of reasoning which is supported throughout by sustained application of relevant evidence

For more information on Edexcel qualifications, please visit our website
www.edexcel.com

Pearson Education Limited. Registered company number 872828
with its registered office at Edinburgh Gate, Harlow, Essex CM20 2JE

Ofqual




Llywodraeth Cynulliad Cymru
Welsh Assembly Government

