

**Pearson BTEC Level 3 Nationals
Extended Certificate**

**Animal Management/
Animal Management with Science**

**Unit 3: Animal Welfare and Ethics
Stimulus Material Booklet – January 2018**

Instructions

- This booklet contains the stimulus material for use in **Part B** set task.
- This **Stimulus Material Booklet** is specific to each series and this material must only be issued to learners who have been entered to undertake the task in the relevant series.
- This booklet should be kept secure until the start of the 3-hour supervised assessment period.
- This booklet should not be returned to Pearson.

Turn over ►

P52798A

©2018 Pearson Education Ltd.

1/1/1/1/1/1/1/1





Pearson

Part B Stimulus Material for Activities 1 – 3

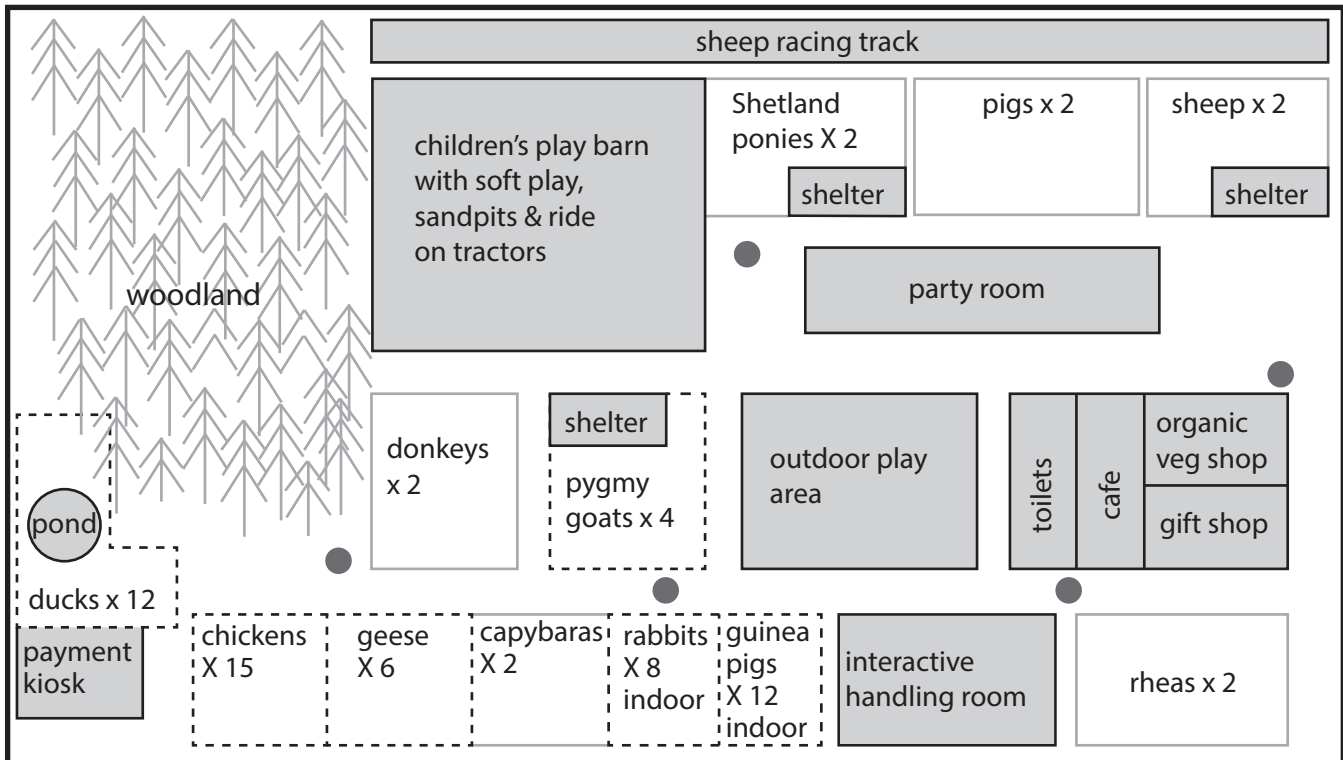
In preparation for the welfare appraisal, the following documentation has been collected for you within this booklet:

- 1 Bedlingham City Farm layout
- 2 Bedlingham City Farm staff daily routine
- 3 Bedlingham City Farm daily activities schedule
- 4 Bedlingham City Farm animal health diary
- 5 Bedlingham City Farm waste policy
- 6 Burtondale Council guidelines for animal collections.

1. Bedlingham City Farm Layout




Bedlingham City Farm Layout



- = perimeter fence
- - - - = chicken wire fencing
- = post and rail fencing
- = handwashing station


2. Bedlingham City Farm Staff Daily Routine



Bedlingham City Farm – Staff Daily Routine (4 staff on rota at ALL times)

8am	All animals' health checked and fed and watered
8.45am	All animals turned out into outdoor paddocks
9am	All animals' stables/indoor sheds/shelters cleaned out
9.45am	All paths brushed and areas tidied
10am	Open to the public, gates opened
10am-12pm	Assisting visitors, helping with demonstrations, checking animals, tidying areas
12-12.30pm	Lunch break 1 ensure no more than 2 staff on this break
12.30-1pm	Lunch break 2 ensure no more than 2 staff on this break
1-1.30pm	Lunch break 3 ensure no more than 2 staff on this break
2-4pm	Assisting visitors, helping with demonstrations, checking animals, tidying areas
4pm	Close to the public, gates locked
4.05pm	All animals spot cleaned
4.20pm	All animals locked into stables/sheds for the evening and health checked
4.30pm	All animals fed and watered
4.45pm	All areas tidied, handwashing stations filled up
5pm	Close

3. Bedlingham City Farm Daily Public Activities Schedule



Bedlingham City Farm daily public activities schedule

Animal handling

Join us in our interactive handling room to handle rabbits, guinea pigs, lambs and chicks (when we have babies!) All day every day.

Pony grooming

Come over to the pony paddocks and help brush our shetland ponies every day at 10.30am and 2.30pm

Animals feeding

Join us to feed the pigs daily at 12.15pm and 3.15pm

Join us to feed the ducks and chickens daily at 12.30pm and 3.30pm

Join us to feed the donkeys daily at 12.45pm


Feed the pygmy goats, buy goat pellets from the gift shop tip them into the feeder and wind the handle, then enjoy watching our agile goats bound to the top of their obstacle course to get their treat.

Sheep racing

Come and try your luck betting on our racing sheep! Cheer for the sheep wearing your chosen colours and if you win spend your winnings relaxing with a nice cup of tea and a cake in our café. Daily at 11am, 1.15pm and 3pm.



4. Bedlingham City Farm Animal Health Diary




Bedlingham City Farm Animal Health Diary

Date Thursday 25 August 2016

Animals	Morning health check	Evening health check	Treatment
Goats	all fine	all fine	
Sheep	Toby is limping	Toby is limping	
Shetland ponies	Hetty has a cut on leg	Hetty has a cut on leg	
Capybaras	all fine	all fine	
Donkeys	all fine	all fine	
Pigs	all fine	all fine	
Chickens	all fine	all fine	
Ducks	all fine	all fine	
Geese	1 very lethargic not eating	1 very lethargic not eating	
Rabbits	Sooty and Sweep fighting, both have wounds on back	Sooty and Sweep fighting, both have wounds on back	
Guinea pigs	Pogo not happy being handled in the interactive room	Pogo not happy being handled in the interactive room	Mite treatment


4. Bedlington City Farm Animal Health Diary



Date Friday 26 August 2016

Animals	Morning health check	Evening health check	Treatment
Goats	all fine	all fine	
Sheep	Toby is limping	Toby is limping	
Shetland ponies	Hetty has a cut on leg	Hetty has a cut on leg	Farrier
Capybaras	all fine	all fine	
Donkeys	all fine	all fine	Farrier
Pigs	all fine	all fine	
Chickens	chickens have red mite and need treating	chickens have red mite need and treating	
Ducks	all fine	all fine	
Geese	1 very lethargic not eating	1 very lethargic not eating	
Rabbits	Sooty and Sweep fighting, both have wounds on back	Sooty and Sweep fighting, both have wounds on back	Check teeth
Guinea pigs	Pogo not happy being handled in the interactive room	Pogo not happy being handled in the interactive room	


4. Bedlington City Farm Animal Health Diary



Date Saturday 27 August 2016

Animals	Morning health check	Evening health check	Treatment
Goats	all fine	all fine	
Sheep	Toby is limping	Toby is limping	
Shetland ponies	Hetty has a cut on leg	Hetty has a cut on leg	
Capybaras	all fine	all fine	
Donkeys	all fine	all fine	
Pigs	all fine	all fine	
Chickens	chickens have red mite and need treating	chickens have red mite need and treating	Mite treatment
Ducks	all fine	all fine	
Geese	1 dead	all fine	
Rabbits	Sooty and Sweep fighting, both have wounds on back	Sooty and Sweep fighting, both have wounds on back	
Guinea pigs	Pogo not happy being handled in the interactive room	Pogo not happy being handled in the interactive room	


4. Bedlington City Farm Animal Health Diary



Date Sunday 28 August 2016

Animals	Morning health check	Evening health check	Treatment
Goats	all fine	all fine	
Sheep	Toby is limping	Toby is limping	
Shetland ponies	Hetty's cut has healed	all fine	
Capybaras	all fine	all fine	
Donkeys	all fine	all fine	
Pigs	all fine	all fine	
Chickens	chickens have red mite and need treating	chickens have red mite need and treating	
Ducks	all fine	all fine	
Geese	all fine	all fine	
Rabbits	Sooty and Sweep have scabs on their backs	Sooty and Sweep have scabs on their backs	
Guinea pigs	all fine	all fine	Check teeth

5. Bedlingham City Farm Waste Policy



Bedlingham City Farm waste disposal procedures.

All animal waste to be taken promptly to the midden (muckheap), which is to be retained behind the confines of the wall.

Waste must be thrown to the back of the midden and periodically this must be tidied and stacked to ensure waste rots down effectively.

All bins around the site must be emptied daily and more frequently in summer and busy periods, waste should have bags sealed and be taken to the skip.

Any food waste from the café should be double bagged to assist in preventing vermin.

6. Burtendale Council Guidelines for Animal Collections



The following measures are to be implemented in zoos in order for a zoo licence to be considered.

1. Animal collections keeping 'exotic' species must apply for a zoo licence.
2. Where a zoo licence is required information must be shared between zoos, captive breeding must take place and education and conservation must be key considerations (see zoo licensing guidelines for full details).
3. All animals must be housed in accommodation that is suitable for the species and have good welfare conditions for the particular species.
4. All animal accommodation and routines should meet its physical, psychological and social needs, following the Animal Welfare Act 2006 closely.
5. A high standard of animal husbandry and suitable preventative care, veterinary care and nutrition should be apparent for all animals in the collection.
6. All collections must have systems in place to prevent the escape of animals and procedures to be taken in the event of the escape of animals.
7. All collections must have suitable measures in place to deal with infestations and vermin.
8. Detailed records of animals' age, health, vaccinations, births and deaths should be available on request.



BLANK PAGE

