

# Going Places



**Year 3**  
**2005**

## Taking Care of Mandy

Craig and his parents saw a sign in the supermarket window.

### Help Wanted!

*We are going away for one week and we need a reliable person to take care of our cat Mandy. She is very friendly and active. Please come to 5 Lyrebird Road if you are interested.*

‘It’s only for one week,’ said Craig.

‘It’s school holidays now and I will look after her really well.’

‘Cats take a lot of looking after,’ said Dad.

‘You would have to make sure she is fed every day,’ said Mum.

‘But you said I could have a pet when I was older,’ said Craig,  
‘and I am older now.’

Dad looked seriously at Craig. ‘Do you promise to look after Mandy properly?’

Craig didn’t even have to think about his answer.

Here is part of Ann Clarke's Eastville Television Guide for Sunday 10th June.

## Eastville Television Guide

Compiled by our Television Reviewer Ann Clarke.

	5:00 pm	5:30 pm	6:00 pm	6:30 pm	7:00 pm
<b>Channel 1</b>	<i>Adventure Kids 1</i> (series)	<i>Adventure Kids 2</i> (series)	<i>World News</i> with Sally Pham	<i>Local News</i>  ★	<i>Rafferty Cup</i> Netball live from Kelly Stadium
<b>Channel 3</b>	<i>Family Matters</i> (cartoon)	<i>Computers Today</i>  ★★	<i>Sports Parade</i>	<i>News</i> with Liam Donnelly	<i>Eastville Today</i> with David Garcia
<b>Channel 11</b>	<i>Sights and Places</i> with Juan Luiz	<i>Vanh's Family</i> (series)  ★	<i>The Day My Cat Learned to Talk</i> Starring Jenny Turpin and Vin Gless (movie)		
<b>Channel 14</b>	<i>Jeff and His Friends</i> (series)  ★★	<i>Animal Hospital</i>	<i>Say What?</i> (comedy)	<i>Top Ten</i> with Lisa Shugg (music videos)  ★★★	<i>Evening News</i>

# Sam's Project

Here is a page from Sam's project on his favourite bird, the albatross.

## The Albatross



### How do they travel?

Albatrosses are very large birds that can fly very long distances. In fact one albatross has been recorded as flying 6000 km in 12 days. **B**

Albatrosses spend most of their lives flying, and they have amazing wings that can 'lock' into place so they can glide through the air without having to flap their wings all the time. **C**

### Did you know?

Albatrosses can live for a very long time, and one was recorded as living for 85 years. **D**

The Wandering Albatross has a wingspan of up to 3.5 metres. **B**



### Where can you find them?

There are more than 12 different types of albatross and the largest kind is the Wandering Albatross. **B**

Albatrosses are mainly found around Antarctica, but some live near Alaska, China and Japan. **A**

### Breeding habits

The female albatross lays a single egg every two years. Eggs usually hatch after about two months. **B**

Albatross nests are made mainly of mud and grass. **C**

### What do they eat?

Albatrosses eat mainly squid and fish, but they will follow ships to pick up food scraps. **A**

### Resources used

- A.** Antarctic Birds (book)
- B.** [www.birdtalk.org](http://www.birdtalk.org) (website)
- C.** Amazing Birds (video)
- D.** Seabirds magazine (Volume 2)

# Meg's Amazing Dog




*This is from the start of a story called 'Meg's Amazing Dog'.*

A lot of people think they know what happened in Mr Dann's classroom last year, but most of them just like making up stories. Even my friend Jim reckons he knows all about it, but he was in the Art Room, so don't believe him. The truth is that Sally, Lauren and I were the only ones who saw what happened, and we haven't said a word until now.

My name is Billy Kyser and I was in Year 4 when it happened.

Everyone got on well with Meg. She was always friendly and helpful, so no one was expecting anything to happen when she brought her new dog, Primo, to school. I mean, you don't expect anything strange to happen in your classroom, especially while you are doing a really hard spelling test. Anyway it happened, and I am going to write it all down so everyone knows what actually went on.

*Billy Kyser  
Year 5 student  
Mrs Tranta's class  
Burfield PS*



# Healthy Snacks

Here are three delicious recipes you might like to try. Remember to get permission before using the blender.

## Fruity Favourite

### Preparation:

10 minutes  
Serves 1

### Ingredients

1 cup mixed fruit  
1/2 cup ice cubes

### Method:

Get an adult to help you carefully cut some fruit.

Mix all ingredients in a blender for 1 minute.

Pour into a glass and serve straight away.

**Note:** Use any fresh fruit that you like for this tasty drink.

## Banana Tasty

### Preparation:

5 minutes  
Serves 1–2

### Ingredients

1 cup soy milk  
1 teaspoon honey  
1 ripe banana

### Method:

Mix all ingredients in a blender for 1 minute.

Pour into a glass and serve straight away.

**Note:** You might like to use strawberries instead of bananas.

## Berry Surprise

### Preparation:

5 minutes  
Serves 1–2

### Ingredients


3/4 cup milk  
2 tablespoons ice-cream  
3/4 cup frozen berries

### Method:

Mix all ingredients in a blender for 1 minute.

Pour into a glass and serve straight away.

**Hint:** When berries are in season and cheapest to buy, why not buy extra and freeze them in your fridge? Then you will have frozen berries all through the year.




# Hot-Air Balloons

Hot-air balloons are filled with air.

The hotter the air inside the balloon is, the higher the balloon rises. Balloonists control the height of their balloons by changing the temperature of the air inside the balloon.

They make the air hotter by turning gas burners up, and cooler by turning the burners down low. However, balloonists do not have much control over the direction in which they fly. This is mainly influenced by the wind.

The first hot-air balloon was made from paper and cloth held together with buttons. Its first passengers were farm animals. Two months later the first human passengers travelled in the balloon.



# Year 3 – Writing

This task will take 35 minutes.

You are going to write a story that includes this idea.

**“The crowd was waving and cheering ...”**

*You can write about yourself or someone else.*

*Your story can be real or imaginary.*

You might like to think about the following questions.

