




# AIM 2003 YEAR 3 AND YEAR 5

## Student Worksheet - Mathematics

Name: \_\_\_\_\_

★ 1 The Cityville Zoo includes displays of these animals.



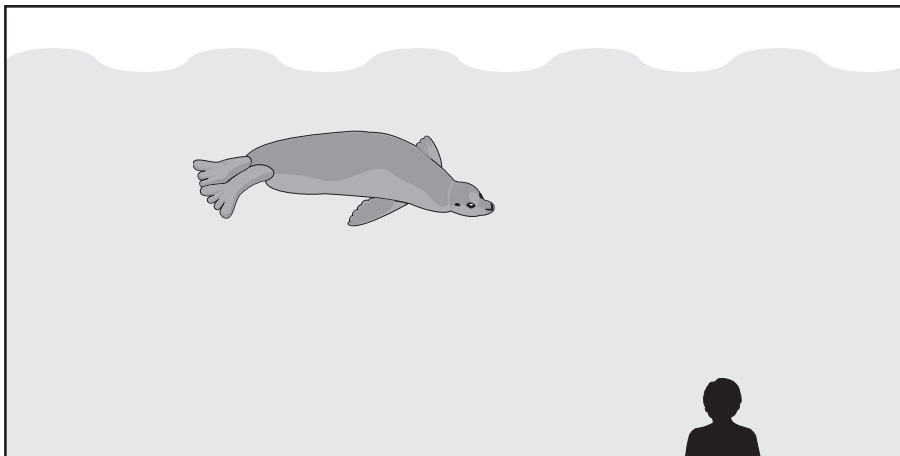
(i) The two tallest animals are the \_\_\_\_\_ and the \_\_\_\_\_.

/1

(ii) The eagle is heavier than the \_\_\_\_\_.

/1

The seals can be seen from the glass window on the side of their tank.



This seal is 2 metres long and is swimming close to the glass.

(iii) The window is about \_\_\_\_\_ metres wide.

/1

(iv) The window is about \_\_\_\_\_ metres high.

/1

The seals are popular and people stand side by side all along the window.

(v) Draw people in one row in front of the window.

Make them the same size as the person shown, and just touching side by side.

/1

(vi) How many people of this size could fit standing side by side in front of the window? \_\_\_\_\_

/1

The Cityville Zoo will have a music show lasting for 10 days. It starts on Saturday 18<sup>th</sup> October.



(i) On the calendar, shade in the days when the music show is on.

<b>OCTOBER 2003</b>						
<b>Mon</b>	<b>Tues</b>	<b>Wed</b>	<b>Thur</b>	<b>Fri</b>	<b>Sat</b>	<b>Sun</b>
		1	2	3	4	5
6	7	8	9	10	11	12
13	14	15	16	17	18	19
20	21	22	23	24	25	26
27	28	29	30	31		


/1

(ii) What is the last day for the music show? Give the day and the date.

\_\_\_\_\_ day, the \_\_\_\_\_ of October 2003  
 (day of the week) (date)


/2

(iii) The eagles are fed at 9:30 am. Draw the hands on the clock to show 9:30 am.



/2

(iv) This clock shows the time the lions are fed. Write this time on the digital watch.



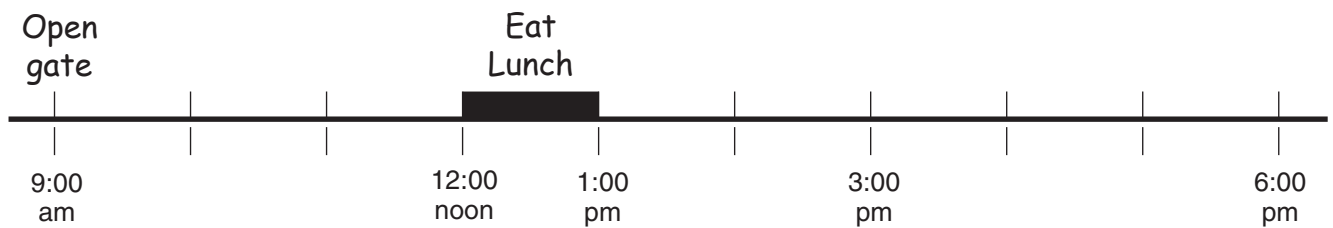
/1

3

The zoo keeper has this list of activities to do.

<b>LIST OF ACTIVITIES</b>
<ul style="list-style-type: none"> <li>• 9:00 am Open gate</li> <li>• 10:30 am Ring bell</li> <li>• 12:00 noon – 1:00 pm Eat lunch</li> <li>• 5:00 pm – 6:00 pm Clean cages</li> </ul>

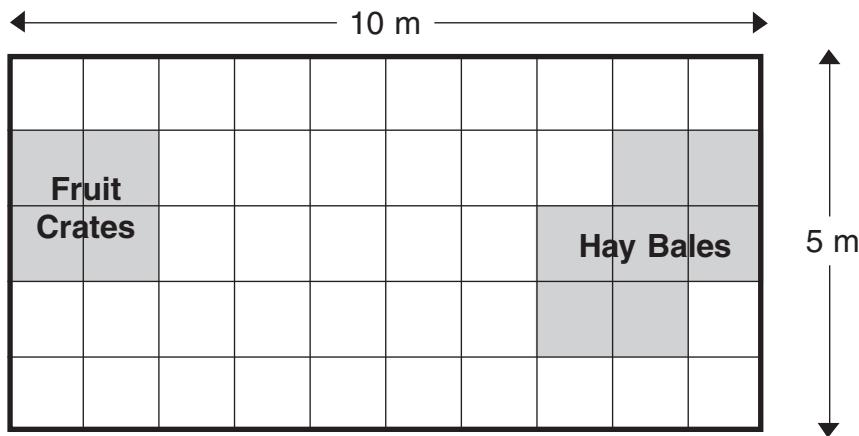
On a time line he has shown when he opens the gate and when he eats lunch.



(i) Draw a cross (X) on the timeline to show when he rings the bell. /1

(ii) Shade on the timeline to show when he cleans the cages. /1

This is a plan of the food storage shed, showing the area used to store animal feed.



(iii) The hay bales cover a floor area of \_\_\_\_\_ square metres. /1

(iv) The zoo keeper needs to store boxes of seed.

The seed boxes need a floor area of 5 square metres.

The seed boxes need to be at least 2 metres from the fruit crates and at least 1 metre from the hay bales.

Shade an area for the seed boxes. /2

**Year 3 stop here. Year 5 continue working.**

# Year 5 only



A new enclosure is being planned for the bears.

The total space available is shown on the grid below.

A food storage shed has already been placed in a corner.

It has an area of 14 square metres.

On the grid, **draw and label** where the following features can be placed.

The features must not overlap, but they can be touching each other.

FEATURE	REQUIREMENTS
A shelter	<b>Area</b> of 12 square metres and must be more than 3 metres from each gate. Edges must follow the gridlines.
A grass area	<b>Area</b> of 34 square metres and edges must follow the gridlines.
A pool	<b>Perimeter</b> must be 24 metres and edges must follow the gridlines.

/1

/1

/1

What is the area of the pool you have drawn? \_\_\_\_\_ square metres.

/1

What is the perimeter of the grassed area you have drawn? \_\_\_\_\_ metres.

/1

