

**15 March – 15 May 2012**

**AS GCE SPANISH**

**F721** Speaking

**TEACHER/EXAMINER BOOKLET**

**To be opened three working days before the first day of the Speaking tests at the Centre.**

**To be completed between 15 March 2012 and 15 May 2012**



#### **INSTRUCTIONS TO TEACHERS/EXAMINERS**

- Materials must **not** be removed from the Centre.
- Three working days before the first day of the Speaking tests at the Centre, the Examinations Officer should make available the confidential Teacher/Examiner Booklet to the Head of Languages or appropriate specialist teacher.
- Teacher/Examiners must ensure that they have sufficient time to familiarise themselves with the materials and procedures.
- Teacher/Examiners must take great care to ensure that the confidential information in this Booklet does not reach any candidates directly or indirectly.

#### **INFORMATION FOR TEACHERS/EXAMINERS**

- There are two sections to this examination.  
A Role-play (5-6 mins)  
B Topic discussion (9-10 mins)
- Candidates may bring into the examination a maximum of one side of A4 notes.
- This document consists of **20** pages. Any blank pages are indicated.

**RANDOMISATION SHEET**

Candidates must be given the Role Play cards in the following sequence. Centres with more than 20 candidates should repeat the sequence.

Candidate	Card
1	A
2	A
3	C
4	C
5	B
6	B
7	D
8	D
9	B
10	B
11	C
12	C
13	D
14	D
15	A
16	A
17	D
18	C
19	A
20	B

**15 March – 15 May 2012**

**AS GCE SPANISH**

**F721** Speaking

**ROLE PLAY A**

- This Candidate's Sheet is to be handed to the candidate 20 minutes in advance.

**INFORMATION FOR CANDIDATES**

- You should use the time available to study the instructions overleaf. You may make notes on this sheet, which you should take into the examination room with you.
- When the test begins you will be asked:
  - (i) to carry out the task described overleaf
  - (ii) to discuss with the examiner the sub-topic which you have prepared. The topic must refer to Spain or a Spanish-speaking country.
- You may **not** use a dictionary.

There are two sections to this examination:

- A Role-play (5-6 mins) [30 Marks]
- B Topic discussion (9-10 mins) [30 Marks]

- Candidates may bring into the examination a maximum of one side of A4 notes for the Topic discussion.

**ROLE PLAY A – CANDIDATE’S SHEET**

**Note to the candidate:** You should begin by asking the two questions. The task can then be completed in the order you prefer. You should base your replies on the English text, but sometimes you will need to use your imagination and initiative to react to the examiner’s comments and questions.

**Situación**

Estás hablando con un vecino español/una vecina española que está estudiando en Gran Bretaña. Tiene problemas con su ordenador y te pide información.

**Tarea**

Tienes un folleto sobre ***Nerds-at-work***, una compañía que se especializa en la informática. Tienes que explicarle al español/a la española el contenido del folleto y convencerle de que vale la pena contactar con la compañía.

**Primero debes preguntar sobre:**

- 1 detalles del problema**
- 2 su experiencia con ordenadores**

Tienes que explicar:

- detalles de la compañía ***Nerds-at-work***
- dónde ofrece sus servicios
- lo que ofrece
- precios y facilidades de pago
- y, ¿si no quieres comprar?

Durante la conversación también se hablará de:

- si prefieres comprar por Internet o en una tienda local
- si en general la informática es algo positivo

## Having trouble with new technology?



**Nerds-at-work** is a small company with over twenty years' experience. We offer assistance in all aspects of computers. At work or home, we can come and sort it out.



We stock a full range of popular makes and can advise on choice and purchase.

At no extra cost we install your equipment, including any optional programs.

As agents for several broadband companies, we will make sure you have the best system up and running – as quickly as possible.

If you already have a computer but are experiencing problems, we can advise whether to repair or replace.

Competitive prices – discounts for students and pensioners.



All credit cards accepted.



Prefer to rent on a month-by-month basis? We also offer an all-inclusive deal to suit your needs – computer, broadband and mobile phone. Ring or email us for details.

***Nerds-at-work – complete IT Solutions***

**ROLE PLAY A – EXAMINER’S SHEET**

**Note to examiner:** Below is a guide to the conduct of your part of the role-play exercise. You should start the task as indicated, but the way in which the task develops will, of course, vary from candidate to candidate. You should not feel constrained to follow the order shown below if this is not appropriate. The items printed in bold which relate to the completion of the task must be explored for each candidate. Where there are other suggestions in brackets these may help to develop the main points.

**Situation**

As on the candidate’s sheet. You are a Spaniard studying in this country and asking for help with a computer problem.

**Task**

**You begin the task as follows:**

“Soy un estudiante español/una estudiante española. Tengo problemas con mi ordenador y no sé qué hacer. Pero, primero creo que tienes unas preguntas que quieres hacerme, ¿no?”

In response to the candidate’s questions you answer:

- 1 Your computer has been working quite well but is now rather old and slow
- 2 You can use a computer of course, but are not technically minded

During the discussion you comment and ask questions to find out the following information:

- **What exactly is Nerds-at-work? Is it reliable?**
- **Where does it offer the services?**
- **What services does it offer?**
- **Details of its charges and payment**
- **You’re only here for a few months – are there alternatives to buying?**

During the conversation you will also discuss:

- **Whether the candidate prefers to buy goods online or in a local shop**
- **The candidate’s own views on information technology**

**15 March – 15 May 2012**

**AS GCE SPANISH**

**F721** Speaking

**ROLE PLAY B**

- This Candidate's Sheet is to be handed to the candidate 20 minutes in advance.

**INFORMATION FOR CANDIDATES**

- You should use the time available to study the instructions overleaf. You may make notes on this sheet, which you should take into the examination room with you.
- When the test begins you will be asked:
  - (i) to carry out the task described overleaf
  - (ii) to discuss with the examiner the sub-topic which you have prepared. The topic must refer to Spain or a Spanish-speaking country.
- You may **not** use a dictionary.

There are two sections to this examination:

- A Role-play (5-6 mins) [30 Marks]
- B Topic discussion (9-10 mins) [30 Marks]

- Candidates may bring into the examination a maximum of one side of A4 notes for the Topic discussion.

**ROLE PLAY B – CANDIDATE’S SHEET**

**Note to the candidate:** You should begin by asking the two questions. The task can then be completed in the order you prefer. You should base your replies on the English text, but sometimes you will need to use your imagination and initiative to react to the examiner’s comments and questions.

**Situación**

Visitas a tu amigo/amiga en España que quiere ir a Gran Bretaña con un grupo de compañeros el año que viene. Te pide información.

**Tarea**

Tienes un folleto sobre **Spartan Adventures**. Tienes que explicarle a tu amigo/amiga el contenido del folleto y convencerle de que vale la pena participar en uno de sus cursos.

**Primero debes preguntar sobre:**

- 1 la razón de su visita a Gran Bretaña**
- 2 la experiencia que el grupo tiene de los deportes**


Tienes que explicar:

- lo que es **Spartan Adventures** y dónde ofrece sus actividades
- por qué puedes recomendar la compañía
- detalles de lo que ofrece
- tipos de alojamiento y comida
- por qué puede ser atractivo para extranjeros
- cómo pueden llegar allí

Durante la conversación también se hablará de:

- tu propia actitud hacia los deportes
- si es mejor visitar un país extranjero en grupo o solo

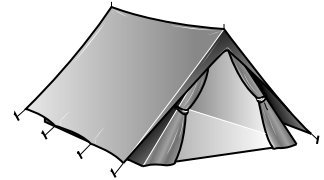




## Experience the great outdoors

**Spartan Adventures** started in Scotland thirty years ago and now specialises in outdoor activities throughout the British Isles for people of all ages.

All instructors are highly experienced and professionally qualified.



Now is your chance to try water sports, diving, mountain climbing and riding.

You can even learn to swim.

Most courses offered throughout the year and last for six days. Special arrangements for groups.

Accommodation is mostly in centrally-heated cabins with modern facilities, but for those seeking to get back to nature you can camp in remote areas.

Healthy meals all included – special diets catered for.



Visitors from overseas can discover traditional local sports. You can combine activities with improving your English as we have links with well-established language schools. We also offer a full programme of social activities.

Come by car or we can collect you from the nearest station or airport.

## ROLE PLAY B – EXAMINER’S SHEET

**Note to examiner:** Below is a guide to the conduct of your part of the role-play exercise. You should start the task as indicated, but the way in which the task develops will, of course, vary from candidate to candidate. You should not feel constrained to follow the order shown below if this is not appropriate. The items printed in bold which relate to the completion of the task must be explored for each candidate. Where there are other suggestions in brackets these may help to develop the main points.

### Situation

As on the candidate’s sheet. You are a Spaniard talking to your English-speaking friend in Spain. You plan to visit the UK with some friends and ask for information about an activity centre.

### Task

**You begin the task as follows:**

“Soy tu amigo español/amiga española. Quiero ir a Gran Bretaña el año que viene con unos compañeros y necesito información sobre una visita atractiva. Pero, primero creo que tienes unas preguntas que quieres hacerme, ¿no?”

In response to the candidate’s questions you answer:

- 1 You want to improve your English while having a good time
- 2 You all play football and one of you can’t swim

During the discussion you comment and ask questions to find out the following information:

- **What exactly is Spartan Adventures and where does it operate?**
- **Why is this company good?**
- **What does the organisation offer?**
- **Details of accommodation and meals**
- **Why would it be especially suitable for people from other countries?**
- **How can they get there?**

During the conversation you will also discuss:

- **The candidate’s own views on sport**
- **The candidate’s opinion on whether it is better to go abroad in a group or on your own**

**15 March – 15 May 2012**

**AS GCE SPANISH**

**F721** Speaking

**ROLE PLAY C**

- This Candidate's Sheet is to be handed to the candidate 20 minutes in advance.

**INFORMATION FOR CANDIDATES**

- You should use the time available to study the instructions overleaf. You may make notes on this sheet, which you should take into the examination room with you.
- When the test begins you will be asked:
  - (i) to carry out the task described overleaf
  - (ii) to discuss with the examiner the sub-topic which you have prepared. The topic must refer to Spain or a Spanish-speaking country.
- You may **not** use a dictionary.

There are two sections to this examination:

- A Role-play (5-6 mins) [30 Marks]
- B Topic discussion (9-10 mins) [30 Marks]

- Candidates may bring into the examination a maximum of one side of A4 notes for the Topic discussion.

**ROLE PLAY C – CANDIDATE’S SHEET**

**Note to the candidate:** You should begin by asking the two questions. The task can then be completed in the order you prefer. You should base your replies on the English text, but sometimes you will need to use your imagination and initiative to react to the examiner’s comments and questions.

**Situación**

Estás hablando con un español/una española que está planeando pasar unas semanas estudiando en Gran Bretaña y te pide información sobre el alojamiento.

**Tarea**

Tienes un folleto sobre **Digsfinders**. Tienes que explicarle al español/a la española el contenido del folleto y convencerle de que vale la pena contactar con la agencia.

**Primero debes preguntar sobre:**

- 1 la duración de la estancia**
- 2 la intención de la visita**

Tienes que explicar:

- lo que es **Digsfinders**
- detalles del alojamiento que ofrece
- lo que no se incluye en el precio básico
- por qué puedes tener confianza en su servicio
- cómo puedes informarte de los precios y el alojamiento disponible

Durante la conversación también se hablará de:

- si, como estudiante, es mejor vivir en un piso o con una familia
- tu opinión sobre los beneficios o inconvenientes de vivir en otro país

## Looking for accommodation?




### Digsfinders can help

We find rooms or flats for overseas students or visitors to the area.

All properties are within walking distance or a short bus ride from the centre and colleges.


House owners will usually be on hand to help with any problems.

You can rent for up to six months – the minimum period is two weeks.



Choose rooms with private facilities or with shared kitchen and bathroom.

Other services – for example, meals or cleaning – may be available at extra cost.



We have letters of recommendation from previous clients. References will be required from new clients.

All properties inspected regularly by us.

Examples of types of properties and prices are on our website but we have many more on offer at our office – open daily.

Some of our staff may speak your language – so call in today!



**ROLE PLAY C – EXAMINER’S SHEET**

**Note to examiner:** Below is a guide to the conduct of your part of the role-play exercise. You should start the task as indicated, but the way in which the task develops will, of course, vary from candidate to candidate. You should not feel constrained to follow the order shown below if this is not appropriate. The items printed in bold which relate to the completion of the task must be explored for each candidate. Where there are other suggestions in brackets these may help to develop the main points.

**Situation**

As on the candidate’s sheet. You are a Spaniard who is planning to come to the UK for a short study visit.

**Task**

**You begin the task as follows:**

“Soy español/española. Quiero pasar un período como estudiante en Gran Bretaña y necesito información sobre el alojamiento. Pero, primero creo que tienes unas preguntas que quieres hacerme, ¿no?”

In response to the candidate’s questions you answer:

- 1 You will probably spend about three months in the country
- 2 You would like to study and improve your English

During the discussion you comment and ask questions to find out the following information:

- **What is Digsfinders?**
- **What kind of accommodation does it offer?**
- **What isn’t included?**
- **Why should you be able to rely on the agency?**
- **How can you get an idea of prices and what is available?**

During the conversation you will also discuss:

- **Whether, as a student, it is better to live in a flat or with a family**
- **The benefits or disadvantages of living in another country**

**15 March – 15 May 2012**

**AS GCE SPANISH**

**F721** Speaking

**ROLE PLAY D**

- This Candidate's Sheet is to be handed to the candidate 20 minutes in advance.

**INFORMATION FOR CANDIDATES**

- You should use the time available to study the instructions overleaf. You may make notes on this sheet, which you should take into the examination room with you.
- When the test begins you will be asked:
  - (i) to carry out the task described overleaf
  - (ii) to discuss with the examiner the sub-topic which you have prepared. The topic must refer to Spain or a Spanish-speaking country.
- You may **not** use a dictionary.

There are two sections to this examination:

- A Role-play (5-6 mins) [30 Marks]
- B Topic discussion (9-10 mins) [30 Marks]

- Candidates may bring into the examination a maximum of one side of A4 notes for the Topic discussion.

**ROLE PLAY D – CANDIDATE’S SHEET**

**Note to the candidate:** You should begin by asking the two questions. The task can then be completed in the order you prefer. You should base your replies on the English text, but sometimes you will need to use your imagination and initiative to react to the examiner’s comments and questions.

**Situación**

Trabajas en una oficina de turismo en Gran Bretaña. Estás hablando con un español/una española que está planeando una visita en el futuro con un grupo de gente y te pide información.

**Tarea**

Tienes un folleto sobre un ferrocarril restaurado. Tienes que explicarle al español/a la española el contenido del folleto y convencerle de que vale la pena hacer la visita.

**Primero debes preguntar sobre:**

- 1 detalles del grupo**
- 2 los intereses de los participantes**


Tienes que explicar:

- lo que es y por dónde va
- por qué es especial
- lo que puedes hacer allí
- por qué es apropiado para todo tipo de visitantes
- cómo llegar

Durante la conversación también se hablará de:

- tus propias ideas para organizar la visita
- tu opinión sobre los ferrocarriles





## Railway through the English countryside

This historic and once important line was closed forty years ago, but it has been restored by volunteers and reopened.

The line crosses 10 miles of beautiful countryside, with spectacular views of unspoilt valleys and hills and even the distant Black Mountains in Wales. The trains also run through the longest tunnel (almost 700 yards) of any tourist railway.

The sight, sound and smell of vintage steam trains stir memories for older people, but also excite younger visitors.

You can even drive an engine (see our website or phone for information).



A return ticket allows you to travel as often as you want throughout the day.



Groups are welcome – special discounts if booked three weeks in advance.

Refreshments are available on the trains.

Help for visitors with limited mobility.

Free parking, tearoom and gift shop at Toddington Station, within easy reach of the M5 motorway.

*Gloucester Warwickshire Railway*

**ROLE PLAY D – EXAMINER’S SHEET**

**Note to examiner:** Below is a guide to the conduct of your part of the role-play exercise. You should start the task as indicated, but the way in which the task develops will, of course, vary from candidate to candidate. You should not feel constrained to follow the order shown below if this is not appropriate. The items printed in bold which relate to the completion of the task must be explored for each candidate. Where there are other suggestions in brackets these may help to develop the main points.

**Situation**

As on the candidate’s sheet. You are a Spaniard who is planning to bring a group of people to this country and asking for information about a visit.

**Task**

**You begin the task as follows:**

“Soy un guía español/una guía española. Quiero organizar una visita a Gran Bretaña el año que viene y necesito información sobre una excursión atractiva. Pero, primero creo que tienes unas preguntas que quieres hacerme, ¿no?”

In response to the candidate’s questions you answer:

- 1 There will be a group of about twenty people of all ages, some with mobility problems
- 2 All are particularly interested in transport and local history

During the discussion you comment and ask questions to find out the following information:

- **What exactly is this tourist attraction and where is it?**
- **Why is it special?**
- **What can you do there?**
- **Why would it be suitable for everyone? – there may be disabled participants**
- **How to get there**

During the conversation you will also discuss:

- **The candidate’s own suggestions for the visit**
- **The candidate’s views on trains**



**Copyright Information**

OCR is committed to seeking permission to reproduce all third-party content that it uses in its assessment materials. OCR has attempted to identify and contact all copyright holders whose work is used in this paper. To avoid the issue of disclosure of answer-related information to candidates, all copyright acknowledgements are reproduced in the OCR Copyright Acknowledgements Booklet. This is produced for each series of examinations and is freely available to download from our public website ([www.ocr.org.uk](http://www.ocr.org.uk)) after the live examination series.

If OCR has unwittingly failed to correctly acknowledge or clear any third-party content in this assessment material, OCR will be happy to correct its mistake at the earliest possible opportunity.

For queries or further information please contact the Copyright Team, First Floor, 9 Hills Road, Cambridge CB2 1GE.

OCR is part of the Cambridge Assessment Group; Cambridge Assessment is the brand name of University of Cambridge Local Examinations Syndicate (UCLES), which is itself a department of the University of Cambridge.