



**GCE AS/A Level**

**2200U20-1 – NEW AS**

**SOCIOLOGY – Unit 2**

**Understanding Society and Methods of  
Sociological Enquiry**

**A.M. TUESDAY, 24 May 2016**

**2 hours plus your additional time allowance**

## **ADDITIONAL MATERIALS**

In addition to this examination paper, you will need a 12 page answer book.

## **INSTRUCTIONS TO CANDIDATES**

Answer ALL parts of question one in section A.

Answer ONE question from section B.

Write your answers in the separate answer book provided.

Use black ink, black ball-point pen or your usual method.

## **INFORMATION FOR CANDIDATES**

The total mark for this paper is 90 marks.

The number of marks is given in brackets at the end of each part-question.

You are advised to divide your time accordingly.

## **SECTION A**

**Read the following item and answer EACH part of the question.**

### **COMPULSORY QUESTION**

#### **WELSH HEALTH SURVEY 2014**

**The 2014 Welsh Health Survey collected data on health and lifestyles from a REPRESENTATIVE sample of 15,000 adults. Households were selected from the Postcode Address File and a structured interview was initially administered to one adult in each household. Self-completion questionnaires were then given to all adults in the household to complete. Children were also given self-completion questionnaires although an adult completed them on behalf of younger children. Adults were asked to give their consent for the researchers to access their medical records.**

**ADAPTED FROM THE WELSH HEALTH SURVEY 2014**

**ANSWER EACH PART OF THE FOLLOWING QUESTION.**

- 1(a) Using material from the item and sociological knowledge, explain the meaning of the term REPRESENTATIVE. [5]**
- (b) Using material from the item and sociological knowledge, explain TWO ethical issues that should be considered before accessing medical records. [10]**
- (c) With reference to the item and sociological studies, assess the strengths and weaknesses of using questionnaires to collect data. [20]**

## **SECTION B**

**Answer ONE of the following options.**

### **OPTION 1 EDUCATION**

#### **COMPULSORY QUESTION**

**2(a) Study the item opposite and answer the questions.**

- (i) Summarise the content of the graph showing the rates of participation in higher education. [10]**
  
- (ii) Explain TWO sociological reasons for the relationship between gender and educational attainment. [15]**

**EITHER,**

**2(b) Evaluate the view that education in the contemporary UK is meritocratic. [30]**

**OR,**

**(c) Assess the impact of labelling on attainment in education. [30]**

**OPTION 2 MEDIA**

**COMPULSORY QUESTION**

**3(a) Study the item opposite and answer the questions.**

**(i) Summarise the content of the graph showing the use of social networking sites. [10]**

**(ii) Explain TWO sociological reasons for the relationship between age and the use of social networking sites. [15]**

**EITHER,**

**(b) Evaluate Marxist ideas on the ownership and control of the media in contemporary society. [30]**

**OR,**

**(c) Assess the usefulness of the Hypodermic Syringe model of media effects. [30]**

**OPTION 3 RELIGION**

**COMPULSORY QUESTION**

**4(a) Study the item opposite and answer the questions.**

- (i) Summarise the content of the graph showing the relationship between age profile and different religions. [10]**
- (ii) Explain TWO sociological reasons for the relationship between age and religion. [15]**

**EITHER,**

**(b) Evaluate the view that religion is in decline in the contemporary UK. [30]**

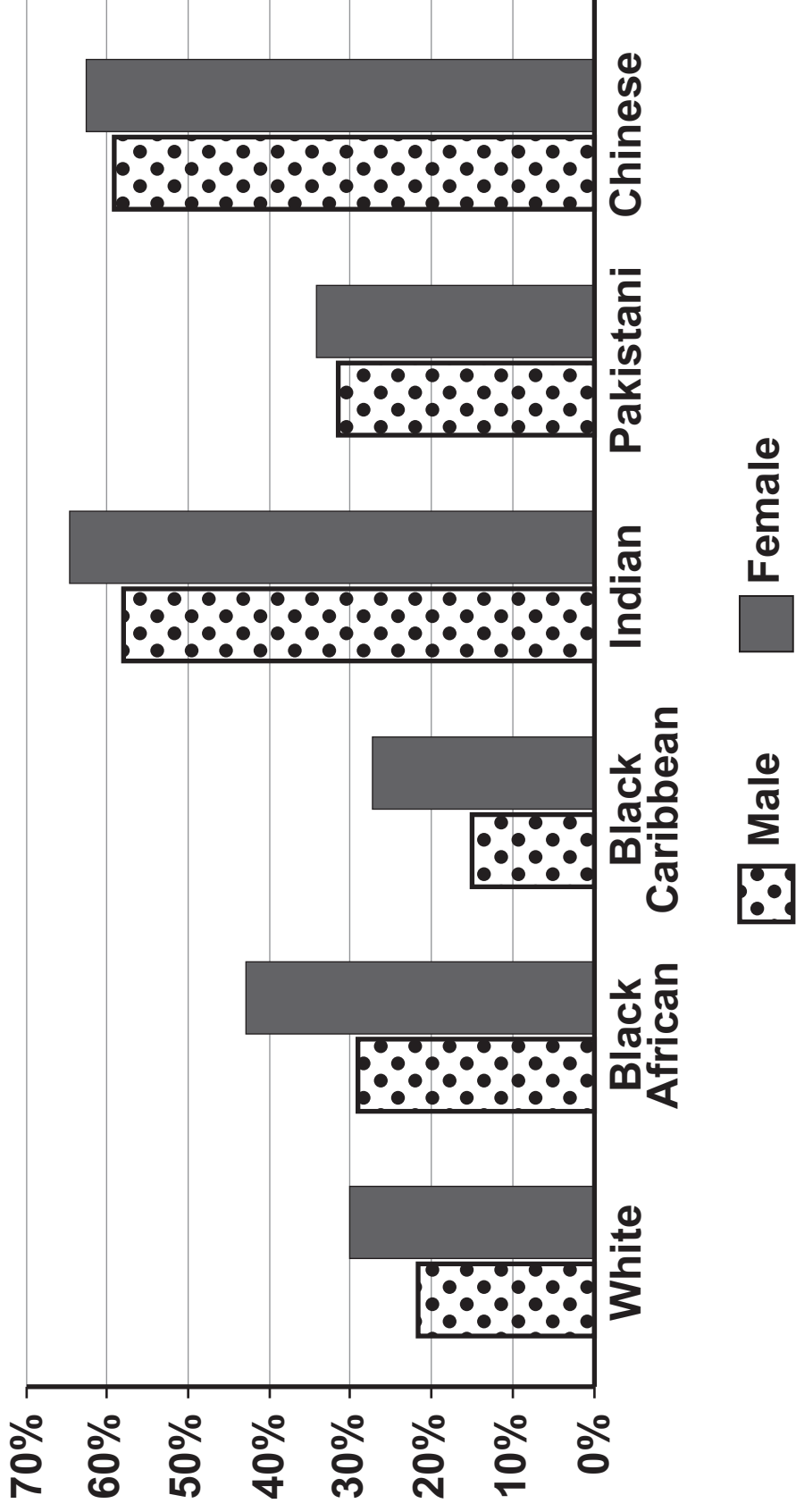
**OR,**

**(c) Assess sociological explanations for the relationship between gender and religion. [30]**

**END OF PAPER**

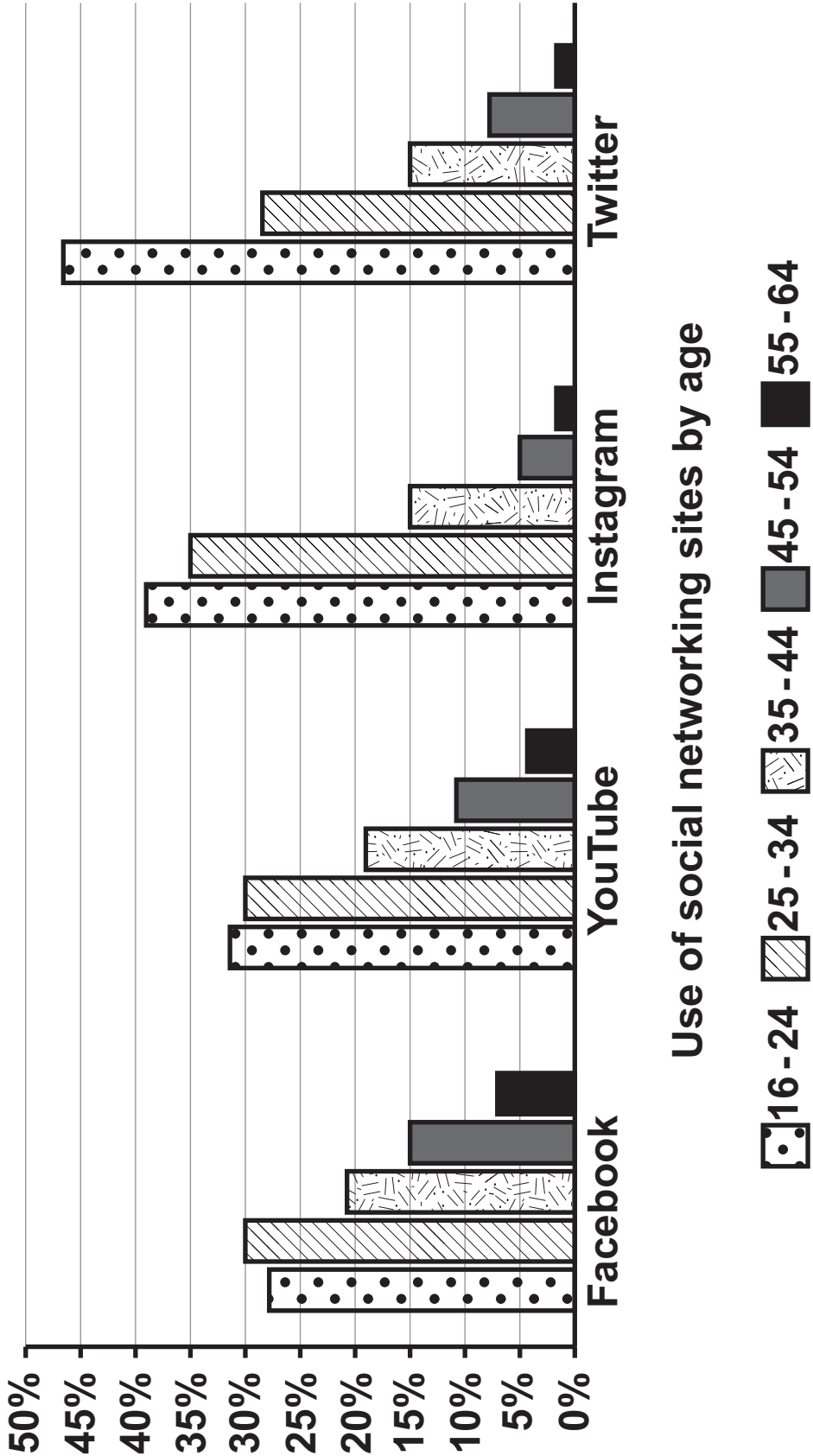


# RATES OF PARTICIPATION IN HIGHER EDUCATION BY GENDER AND ETHNIC GROUP 2012

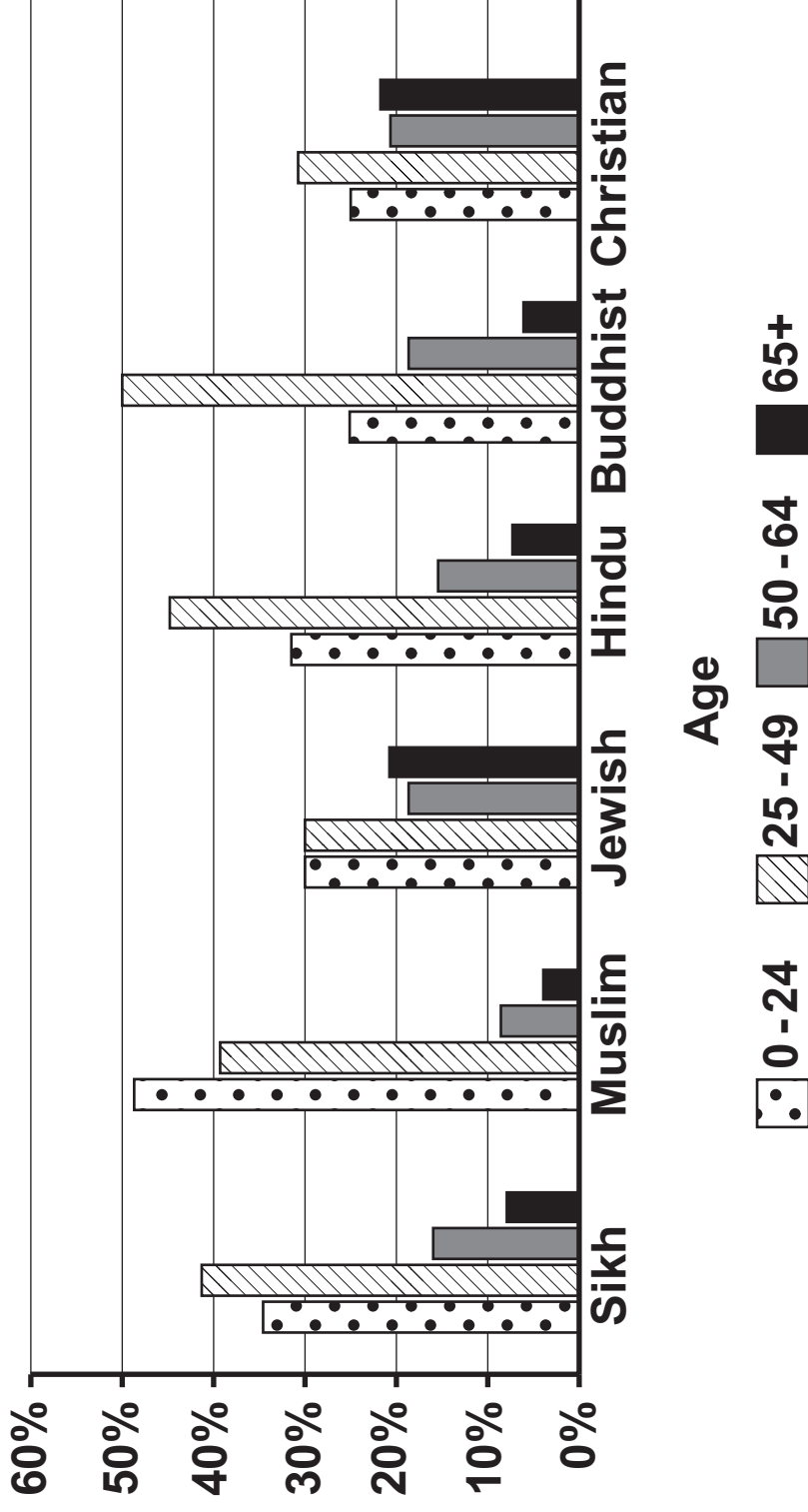


Source: adapted from [www.education.gov.uk](http://www.education.gov.uk) 2012

# USE OF SOCIAL NETWORKING SITES BY AGE 2014



# AGE PROFILE FOR DIFFERENT RELIGIONS ENGLAND AND WALES 2011



Source: Census 2011 Office for National Statistics