

CAMBRIDGE INTERNATIONAL EXAMINATIONS
General Certificate of Education Advanced Level

PSYCHOLOGY

9698/03

Paper 3 The Specialist Choices

May/June 2003

Additional Materials: Answer Booklet/Paper

3 hours

READ THESE INSTRUCTIONS FIRST

If you have been given an Answer Booklet, follow the instructions on the front cover of the Booklet. Write your Centre number, candidate number and name on all the work you hand in. Write in dark blue or black pen on both sides of the paper. Do not use staples, paper clips, highlighters, glue or correction fluid.

There is a choice of five specialist options in this question paper. Choose **two** options and answer questions from those two options only.

In each option there are **two** Sections:

Section A

Answer **one** question for each of your chosen options.

Section B

Answer **one** question for each of your chosen options.

At the end of the examination, fasten all your work securely together. The number of marks is given in brackets [] at the end of each question or part question.

This document consists of **11** printed pages and **1** blank page.



PSYCHOLOGY AND EDUCATION

Answer **one** question from Section A and **one** question from Section B.

SECTION A

Answer **one** question from this section.

- 1 (a) Explain, in your own words, what is meant by the term 'educational environment'. [2]
- (b) Describe **two** design faults of a classroom environment that affect the performance and/or feelings of children. [6]
- (c) Describe **one** study which suggests how a design fault may be overcome. [3]
- 2 (a) Explain, in your own words, what is meant by the term 'motivation'. [2]
- (b) Briefly describe **one** theory of motivation in education. [3]
- (c) Describe **two** ways in which motivation can be improved in the classroom. [6]

SECTION B

Answer **one** question from this section.

3

The Examiner

Dear student, my name is Priya and I would like to become an examiner involved in the setting and marking of examination papers. I have lots of good ideas for questions but I'm unsure how I should assess what students write. As a starting point it would be helpful if you could provide me with general information on how educational performance is assessed in schools.

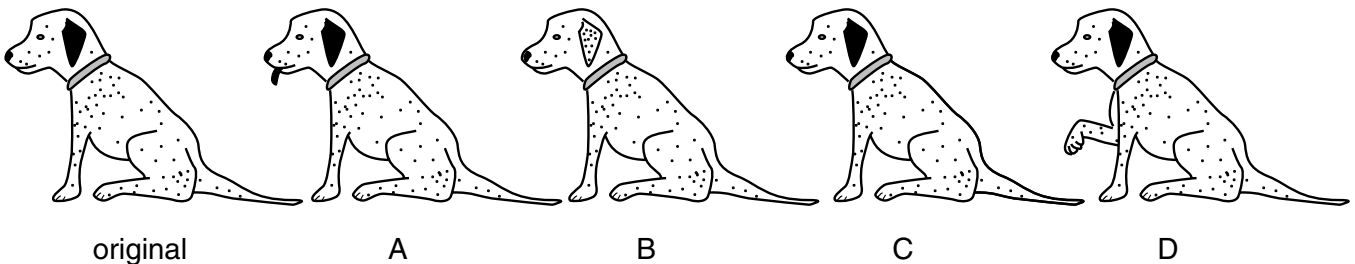
- (a) Describe ways in which educational performance is assessed in schools. [8]
- (b) Evaluate ways in which educational performance is assessed in schools. [10]
- (c) Giving reasons for your answer, suggest ways in which Priya could examine your knowledge of psychology. [6]

4

Who let the dog out?

According to Kagan (1964) there are two learning styles. Impulsive children are impatient and less attentive whilst reflective children are more attentive, less distractible, may find it easier to read and have better memory recall.

The *matching familiar figures* test is used to measure these styles. Choose one of four alternatives which matches the original exactly. The time taken to complete the task indicates the child's style. The more time taken, the more reflective the child.



- (a) Describe what psychologists have discovered about teaching and/or learning styles. [8]
- (b) Evaluate what psychologists have discovered about teaching and/or learning styles. [10]
- (c) Giving reasons for your answer, suggest a learning style that could be applied to one area of your psychology course. [6]

PSYCHOLOGY AND ENVIRONMENT

Answer **one** question from Section A and **one** question from Section B.

SECTION A

Answer **one** question from this section.

- 5 (a) Explain, in your own words, what is meant by the term 'climatological determinism'. [2]
- (b) Describe **two** studies showing the negative effects of climate and/or weather on social behaviour. [6]
- (c) Describe **one** effect climate may have on health. [3]
- 6 (a) Explain, in your own words, what is meant by the term 'urban living'. [2]
- (b) Describe **one** type of urban housing design. [3]
- (c) Describe **two** weaknesses a type of urban housing design may have. [6]

SECTION B

Answer **one** question from this section.

7


The mob

People collect together for a variety of reasons, for example to wait for a bus, to watch a film, to support a football team, to go shopping. There is nothing particularly remarkable in such common everyday experiences, and Sears et. al. (1991) have defined a crowd simply as 'people in physical proximity to a common situation or stimulus'. However, collective behaviour can develop into much more and on occasion crowds can develop into anti-social mobs.

- (a) Describe what psychologists have discovered about crowds/collective behaviour. [8]
- (b) Evaluate what psychologists have discovered about crowds/collective behaviour. [10]
- (c) Using your psychological knowledge suggest what may be done to control the behaviour of crowds in emergency situations. [6]

8

Your place or mine?



- (a) Describe what psychologists have found out about personal space and/or territory. [8]
- (b) Evaluate what psychologists have found out about personal space and/or territory. [10]
- (c) Giving reasons for your answer, suggest ways in which people defend **either** primary **or** public territory. [6]

PSYCHOLOGY AND HEALTH

Answer **one** question from Section A and **one** question from Section B.

SECTION A

Answer **one** question from this section.

- 9** (a) Explain, in your own words, what is meant by the term 'acute pain'. [2]
- (b) Outline **two** ways in which pain can be measured in adults. [6]
- (c) Describe **one** way of measuring pain in children too young to talk. [3]
- 10** (a) Explain, in your own words, what is meant by the term 'lifestyles'. [2]
- (b) Describe **two** health enhancing behaviours. [6]
- (c) Describe **one** cultural difference in health behaviours. [3]

SECTION B

Answer **one** question from this section.

11

Type B or not Type B: that is the question(naire)

Below is a sample of questions used in drawing conclusions about stress:

- Do you often try to do more than one thing at a time?
- Do you often feel guilty if you use extra time to relax?
- Do you generally move, walk and eat rapidly?
- Do you avoid waiting in queues whenever possible?

According to Friedman and Rosenman (1974) 'Yes' answers to the above questions suggest Type A personality, 'No' answers suggest Type B. This study shows that in some societies Type A personalities are more likely to suffer from heart disease than Type B personalities.

- (a) Describe what psychologists have discovered about stress. [8]
- (b) Evaluate what psychologists have discovered about stress. [10]
- (c) Using your psychological knowledge, suggest ways in which stress can be managed. [6]

12

One in the eye

Why do people not comply with or adhere to medical requests? The reluctance to adhere is strongly illustrated in a study by Vincent (1971). This study reports that patients diagnosed with an eye disease were told to use eye drops three times a day or risk blindness. Vincent found that only 42% adhered and used the eye drops. Even when the patients went blind in one eye the adherence rate increased to only 59%. Clearly people do not always adhere to medical requests.

- (a) Describe what psychologists have found out about adherence to medical advice. [8]
- (b) Evaluate what psychologists have found out about adherence to medical advice. [10]
- (c) Using psychological evidence, suggest what can be done to improve patients' adherence rates to the requests of medical practitioners. [6]

PSYCHOLOGY AND ABNORMALITY

Answer **one** question from Section A and **one** question from Section B.

SECTION A


Answer **one** question from this section.

- 13 (a)** Explain, in your own words, what is meant by the term 'diagnosis'. [2]
- (b)** Describe symptoms of **one** abnormality of your choice. [3]
- (c)** Describe **two** problems with diagnosing the abnormality of your choice. [6]
- 14 (a)** Explain, in your own words, what is meant by the term 'model of abnormality'. [2]
- (b)** Briefly describe **one** model of abnormality. [3]
- (c)** Give **two** treatments that are based on a model of abnormality. [6]

SECTION B

Answer **one** question from this section.

15

A sad face

The word *affect* refers to moods or emotions and so *abnormal affect* refers to any disorders in which there is a disturbance of mood. An extreme disturbance of mood is depression. In over 90% of cases, depression involves feelings of inadequacy, loss of interest and suicidal thoughts. In over 80% of cases there are feelings of hopelessness, loss of motivation and loss of appetite. The most common feature, apparent in over 98% of cases, is having a sad face.

- (a) Describe what psychologists have found out about abnormal affect. [8]
- (b) Evaluate what psychologists have found out about abnormal affect. [10]
- (c) Giving reasons for your answer, suggest ways in which depression can be treated. [6]

16

One of the few?

How should we define abnormality? The statistical definition is that any characteristic possessed by most people is considered to be normal, whilst any characteristic possessed by only a few is abnormal. However, this definition ignores culture, which considers how many people accept whether a characteristic is abnormal or not.

- (a) Describe what psychologists have learned about cultural, societal and individual differences in abnormality. [8]
- (b) Evaluate what psychologists have learned about cultural, societal and individual differences in abnormality. [10]
- (c) Giving reasons for your answer, suggest how treatments for an abnormality of your choice have differed according to culture, society or individual. [6]

PSYCHOLOGY AND ORGANISATIONS

Answer **one** question from Section A and **one** question from Section B.

SECTION A

Answer **one** question from this section.

- 17 (a)** Explain, in your own words, what is meant by the term 'communication networks'. [2]
- (b)** Briefly describe **one** communication network. [3]
- (c)** Describe **two** ways in which upward communication flow could be improved. [6]
- 18 (a)** Explain, in your own words, what is meant by the term 'motivation to work'. [2]
- (b)** Briefly describe **two** ways in which motivation to work can be improved. [6]
- (c)** Give **one** reason why motivation and performance are not always related. [3]

SECTION B

Answer **one** question from this section.

19

Analyse me

One duty a psychologist in an organisation might be required to perform is the assessment of a job itself. This might involve tests of the tasks, duties, and responsibilities of a particular job. Such tests are abbreviated, for example the DOT, the PAQ, the CIT and FJA are all job analysis techniques.

- (a) Describe what psychologists have found out about human resource practices. [8]
- (b) Evaluate what psychologists have found out about human resource practices. [10]
- (c) If you owned a company, how would you appraise the performance of your employees? Give reasons for your answer. [6]

20

Not so obvious

Sometimes psychological research appears to state the obvious. Did you know that:

- Lighting that is too bright or too dim can affect work performance;
- Performance decreases in workers exposed to extreme temperatures;
- Very loud noises are stressful for workers;
- Vibration affects the performance of tasks needing a steady hand?

Without a doubt, organisational work conditions affect worker performance!

- (a) Describe what psychologists have discovered about organisational work conditions. [8]
- (b) Evaluate what psychologists have discovered about organisational work conditions. [10]
- (c) Giving reasons for your answer, suggest how work conditions and schedules may be organised to reduce their negative effects. [6]

